



**CATÁLOGO GERAL** GENERAL CATALOGUE

**VERSÃO DIGITAL 03**

DIGITAL VERSION 03



#### AVISO

**ESPECIFICAÇÕES TÉCNICAS VÁLIDAS PARA PRODUÇÕES A PARTIR DE 1 DE JANEIRO DE 2023.**

**AS CORES PODEM APRESENTAR LIGEIRAS DIFERENÇAS DE TONALIDADE.**

#### Copyright CINCA

O conteúdo deste catálogo está protegido pelas disposições do Código do Direito de Autor e dos Direitos Conexos.

Qualquer reprodução, total ou parcial, do mesmo, sem autorização expressa da CINCA, faz incorrer nas penalidades fixadas na Lei, designadamente nas previstas no referido Código em matéria penal.

A CINCA reserva o direito de alterar ou eliminar, total ou parcialmente, qualquer referência ou especificação técnica contida neste catálogo.

Elaboração: Departamento de Marketing CINCA 2023.  
[V1] 01/2023



#### WARNING

**TECHNICAL SPECIFICATIONS ARE VALID FOR PRODUCTIONS STARTING JANUARY 1st 2023.**

**PRINTED COLOUR IS AS ACCURATE AS THE LIMITATIONS OF THE PRINTING PROCESS WILL ALLOW.**

#### Copyright CINCA

The contents of this catalogue are protected by the Author's Code of Copyright and the Connected Rights.

Any reproduction, partial or total, without the express authorization of CINCA, will incur fixed penalties as set out in the Law, as designated by the related Code.

CINCA reserves the right to modify or discontinue, in whole or in part, any reference or technical specification within this brochure.

Developed by CINCA Marketing Department 2023.  
[V1] 01/2023



#### AVERTISSEMENT

**INFORMATIONS TECHNIQUES VALABLES POUR LES PRODUCTIONS À PARTIR DU 1er JANVIER 2023.**

**IL PEUT Y AVOIR DE LÉGÈRES VARIATIONS DE TONALITÉ.**

#### Copyright CINCA

Le contenu de ce catalogue est protégé par les dispositions du Code du droit d'auteur et des droits connexes.

Toute reproduction, totale ou partielle, sans l'autorisation expresse de CINCA, encourt les sanctions prévues par la loi, à savoir celles prévues par ce code en matière pénale.

CINCA se réserve le droit de modifier ou d'éliminer, en tout ou en partie, toute référence ou information technique contenues dans ce catalogue.

Elaboration: Service Marketing CINCA 2023.  
[V1] 01/2023



#### BITTE BEACHTEN

**TECHNISCHE SPEZIFIKATIONEN GÜLTIG FÜR PRODUKTIONEN AB 1 JANUAR 2023.**

**DIE FARBEN KÖNNEN LEICHTE TONUNTERSCHIEDE VORWEISEN.**

#### Copyright CINCA

Der Inhalt dieses Katalogs ist durch die Bestimmungen des Urheber- und Leistungsschutzgesetz geschützt.

Jegliche Vervielfältigung, ganz oder teilweise, ohne die ausdrückliche Genehmigung von CINCA, kann strafrechtlich verfolgt werden und die im Strafgesetzbuch festgelegten Sanktionen nach sich ziehen.

CINCA behält sich das Recht vor, die in diesem Katalog enthaltenen Referenzen oder technische Spezifikationen ganz, oder teilweise, zu ändern oder zu löschen.

Ausarbeitung: Marketingabteilung CINCA 2023.  
[V1] 01/2023

DESDE SINCE **1964**

P. 006

**EASY CLEANING & SAFETILE**

P. 010

**ÍNDICES INDEXES**

P. 014

## CONCRETE EFFECT

**EFEITO BETÃO**  
BÉTON EFFET  
BETON EFFEKT

ESSENCE	P. 026
RETRO	P. 036
FACTORY	P. 046
CAIMAN	P. 054
BAMBU	P. 060
COFFRAGE	P. 064

## STONE EFFECT

**EFEITO PEDRA**  
PIERRE EFFET  
STEIN EFFEKT

CEPPO DI GRÉ STONE	P. 070
KINGSTONE	P. 080
MERCURY	P. 090
INDUSTRIAL STONE	P. 096
SALT	P. 102
SPLASH SLATE	P. 113
ASSOUAN STONE	P. 118
HIGHLANDER	P. 120

## MARBLE EFFECT

**EFEITO MÁRMORE**  
MARBRE EFFET  
MARMOR EFFEKT

<b>CALACATTA ORO</b>	P. 124
<b>CALACATTA WHITE</b>	P. 132
<b>CALACATTA OCEANIC</b>	P. 136
<b>COVELANO</b>	P. 142
<b>STATUARIO SELECT</b>	P. 148
<b>STATUARIO VENATO</b>	P. 156
<b>TRAVERTINO ITALIANO</b>	P. 160
<b>TRAVERTINO CROSS CUT</b>	P. 170
<b>ETERNAL BEAUTY</b>	P. 176
<b>PALISSANDRO</b>	P. 182
<b>AGATA</b>	P. 190
<b>DOLOMITE BIANCO</b>	P. 196
<b>MARFIL</b>	P. 202
<b>ONYX WHITE CLOUD</b>	P. 208
<b>ONYX ÓNICE BIANCO</b>	P. 212
<b>ONYX ÓNIX BRANCO</b>	P. 216
<b>AMANI</b>	P. 220
<b>AMANI GREY</b>	P. 226
<b>CARRARA BIANCO</b>	P. 228
<b>SILK GEORGETTE</b>	P. 232

## WOOD EFFECT

**EFEITO MADEIRA**  
BOIS EFFET  
HOLZ EFFEKT

TIMBER	P. 240
TIMBER DECK	P. 252
IMAGINE	P. 262
IMAGINE DECK	P. 272
IMAGINE SOUL	P. 274
IMAGINE VINTAGE	P. 288

## COTTO EFFECT

**EFEITO COTTO**  
COTTO EFFET  
COTTO EFFEKT

TUSCANIA	P. 294
BRICK ROAD	P. 300

## MURETTO EFFECT

**EFEITO MURETTO**  
MURETTO EFFET  
MURETTO EFFEKT

ART STONE	P. 306
STONECRAFT	P. 316

## ENCAUSTIC EFFECT

**EFEITO HIDRÁULICO**  
IMITATION CARREAU CIMENT  
DEKOR FLIESEN EFFEKT

HERITAGE	P. 326
----------	--------

## COLOUR

**CORES**  
COLORÉ  
FARBEBÉTON

<b>BRANCOS</b>	P. 346
<b>ART</b>	P. 352
<b>BLOOM</b>	P. 358
<b>TREND</b>	P. 364
<b>VIBE</b>	P. 370
<b>COSMOPOLITAN</b>	P. 376
<b>CRACKLÉ</b>	P. 384
<b>METRO</b>	P. 392
<b>NEW YORK</b>	P. 400
<b>SOHO</b>	P. 406
<b>TIFFANY</b>	P. 412
<b>INFINITY</b>	P. 418
<b>LUX</b>	P. 426
<b>MANHATTAN</b>	P. 434
<b>SPLASH ELEMENTS</b>	P. 442
<b>SPLASH POOL</b>	P. 450

TÉCNICO  
TECHNICAL

1.2

NovaArquitectura	P. 458
arquitectos	P. 464
<b>MOSAICO PORCELÂNICO</b>	P. 470
<b>Porcelânico ANTI-SLIP</b>	P. 476

**INFORMAÇÃO TÉCNICA TECHNICAL INFO** P. 480

## DÉCADAS DE COMPROMISSO

O desafio que a CINCA – Companhia Industrial de Cerâmica propôs abraçar deste o início da sua criação, em 1964, deixaria de fazer sentido se não estivéssemos comprometidos em oferecer soluções duradouras que vão muito além de questões estéticas.

**O nosso foco é comprometer-nos, junto dos nossos mercados, a entregar soluções de pavimento e revestimento cerâmico que cumprem com rigorosas normas de Qualidade e Ambientais.**

Somos detentores de um processo de produção de pavimentos e revestimentos cerâmicos comprometido com a qualidade do produto e a satisfação dos seus clientes. Possuímos uma manifesta preocupação com a preservação do meio ambiente, a utilização eficiente dos recursos, a evolução do progresso social, o crescimento económico estável e a erradicação da pobreza.

Neste sentido, e através da aplicação de métodos que vão ao encontro do desenvolvimento e apresentação de soluções que tornam a indústria cerâmica sustentável, a CINCA possui certificações que atestam o seu compromisso e testemunham a sua participação na criação de um mundo sustentável.

**Mundo este que atende às necessidades do presente, tendo como preocupação o não comprometimento das futuras gerações, deixando-lhes um legado com continuidade à vista.**

Comprometemo-nos em criar ambientes bonitos e confortáveis que promovam o bem-estar de quem os usufrui, de forma duradoura, sem colocar em causa as gerações futuras.



## DECADES OF COMMITMENT

That challenge that CINCA – Companhia Industrial de Cerâmica has proposed to embrace, since the beginning of its founding, in 1964, would no longer make sense if we were not determined and committed in offering long-lasting solutions that go far beyond aesthetic issues.

**We have a true commitment to our markets and customers, to deliver ceramic flooring and wall tile solutions that comply with strict Quality and Environmental standards.**

We own a floor and wall tile production process that is highly committed with product quality and customer satisfaction. We strongly stand for environmental preservation, efficient resources use, social progress evolution, stable economic growth, and poverty eradication.

In this sense, and with the use of methods that meet the development and presentation of sustainable solutions for the ceramic industry, CINCA has a certified system to assess its environmental sustainability and true commitment to a more sustainable world with high levels of product quality, aesthetic, and innovation.

**A world that meets today's needs, concerned with future generations, and that gives continuity to this legacy.**

We undertake to create beautiful and comfortable settings that promote a long-lasting well-being to all, without jeopardising future generations.

## JUNTOS CUIDAMOS DO FUTURO

A **CINCA – Companhia Industrial de Cerâmica** detém uma forte consciencialização para a temática da preservação do meio ambiente, que se materializa na conceção, na produção e na manutenção do produto ao longo do seu ciclo de vida, incluindo no seu desmantelamento em fim de vida.

**Por outras palavras, firmamos o nosso compromisso através da escolha de matérias-primas e de processos eficientes, com a otimização de recursos e análise dos impactos no meio ambiente, na comunidade e no mundo.**

Mantemos uma grande preocupação com a eficiência dos nossos processos de produção, nomeadamente com a reciclagem dos subprodutos, a reutilização das águas usadas no processo industrial e no controlo da emissão de gases com efeito de estufa (CO<sub>2</sub>), sempre alinhado com uma política de economia circular.

**A nossa preocupação com a eficiência energética é uma constante, investindo em equipamentos mais eficientes e monitorizando continuamente todo o processo.**

## TOGETHER WE WILL TAKE CARE OF THE FUTURE

**CINCA – Companhia Industrial de Cerâmica** has always had a strong environmental preservation and sustainable future awareness, which comes to light in the design, production, and maintenance of its product throughout their life cycle, including its end-of-life disassembly.


**In other words, we undertake this through the choice of raw materials and efficient processes, with the optimization of resources and the analysis of impacts on the environment, the community, and the world.**

We remain very concerned with our production processes efficiency, including the recycling of by-products, the reuse of industrial process wastewater and the control of greenhouse gas (CO<sub>2</sub>) emissions, always aligned with a circular economy policy.

**Our concern with energy efficiency is relentless, investing in more efficient equipment and continuously monitoring the entire process.**

Os produtos que apresentámos aos nossos mercados têm como característica fundamental despertar uma experiência estética positiva, mas tendo sempre como objetivo primário conferir-lhes características técnicas que os tornam sustentáveis e não negligenciáveis:

- DURABILIDADE
- AUSÊNCIA DE MANUTENÇÃO OU LIMPEZA
- RECICLÁVEL E INERTE
- ZERO EMISSÕES
- BAIXO IMPACTO AMBIENTAL NO CICLO DE VIDA DO PRODUTO
- ADEQUAÇÃO A QUALQUER TIPO DE CONSTRUÇÃO
- ADEQUAÇÃO A QUALQUER LOCAL DE IMPLANTAÇÃO
- COR RESISTENTE
- RESISTENTE AO FOGO (classe A1)
- RESISTÊNCIA À ÁGUA
- VERSATILIDADE E ESTÉTICA (nas dimensões, cor, textura, decoração e replicação de produtos naturais)



CINCA ceramic tiles essentially endeavor to awaken a positive aesthetic experience, across all markets, always recalling our primary goal that is to give them technical characteristics that make them sustainable and not negligible:

- DURABILITY
- NO MAINTENANCE OR CLEANING
- RECYCLABLE AND INERT
- ZERO EMISSIONS
- LOW ENVIRONMENTAL IMPACT IN THE PRODUCTS LIFESPAN
- FOR ALL TYPES OF CONSTRUCTION
- FOR ALL TYPES OF CONSTRUCTION
- RESISTANT COLOUR
- FIRE RESISTANT (class A1)
- WATER RESISTANCE
- VERSATILITY AND AESTHETICS (colour, texture or reproduction of natural effects)



**Toque suave**  
Soft touch

**Estética**  
Aesthetic

**Praticidade**  
Practicality

**Segurança**  
Safety



**EASY CLEANING**

## **ANTIDERRAPANTE** **TECNOLOGIA FÁCIL LIMPEZA**

Durante a produção de pavimentos cerâmicos antiderrapantes, é possível selecionar materiais que resultam em superfícies mais suaves e de fácil limpeza. Estes produtos tornam-se perfeitos para aplicar em espaços onde se preveja: um ALTO TRÁFEGO, uma MANUTENÇÃO EXIGENTE e seja necessário GARANTIR O CONFORTO DO PÉ DESCALÇO. Estamos a falar da tecnologia EASY CLEANING com TOQUE SUAVE.

Com o objetivo de apresentar uma oferta mais diversificada, aplicámos este processo a alguns dos nossos produtos! Assim sendo, as nossas séries com acabamento antiderrapante que apresentam esta superfície suave e de FÁCIL LIMPEZA são os seguintes: ESSENCE, KINGSTONE, CEPPO DI GRE STONE, MARBLE X, RETRO, SPLASH Slate, TIMBER, TIMBER DECK, TIVOLI e TUSCANIA.

## **SLIP-RESISTANT** **EASY CLEANING TECHNOLOGY**

During the production of ANTI-SLIP floor tiles, it's possible to select materials that result in a smoother and easier cleaning surface. These products are perfect to apply in spaces where: HIGH TRAFFIC, DEMANDING MAINTENANCE is expected and it's necessary to GUARANTEE BAREFOOT COMFORT.

In order to present a more diversified offer, we applied this process to some of our products! Therefore, our products with an ANTI-SLIP finish that feature this smooth and EASY CLEANING surface are the following: ESSENCE, KINGSTONE, MARBLE X, RETRO, SPLASH Slate, TIMBER, TIMBER DECK, TIVOLI and TUSCANIA.

Recomendado para:

**EXTERIORES**  
**BALNEÁRIOS**  
**INSTITUIÇÕES DE SAÚDE**  
**ESCOLAS**  
**HOTELARIA**

Especially recommended for:

**OUTDOORS**  
**SPAS**  
**HEALTH-CARE CENTRES**  
**SCHOOLS**  
**RETAIL FOOD COURTS**



### Ecológico

Pavimentos e revestimentos cerâmicos tornam-se mais seguros sem a utilização de químicos perigosos.



### Auto Esterilização

A presença de substâncias orgânicas assim como bactérias e fungos são largamente reduzidos na superfície cerâmica.



### Superhidrofílica Ação Contínua

Permite que manchas de óleo possam ser facilmente lavadas com água. As superfícies são melhor preservadas contra sujidade e manchas.



### Purificação do Ar Decompõe Odores

Também funciona como purificador de ar que decompõe substâncias orgânicas, ajudando a reduzir a poluição do ar.

## TECNOLOGIA ANTIBACTERIANA

### PARA ESPAÇOS MAIS LIMPOS E SEGUROS

A CINCA utiliza uma fina camada superficial de nanopartículas submetida a um processo térmico especial para criar as características associadas ao safetile. Estas nanopartículas, com diâmetros geralmente inferiores a 100 nm, ligam-se quimicamente com a superfície da cerâmica durante o processo térmico, permitindo à superfície da peça adquirir propriedades auto esterilizantes na presença de luz natural ou artificial. Como resultado, a existência de bactérias e fungos é amplamente reduzida nos pavimentos e revestimentos SafeTile, promovendo-se igualmente a decomposição de outras substâncias como compostos orgânicos voláteis (COV) e óxidos de azoto (NOx) potencialmente presentes nas atmosferas poluídas. Os nossos produtos SafeTile têm a capacidade de decompor material orgânico e desativar microorganismos vivos comuns, reduzindo eficientemente a presença de bactérias, fungos, poluentes gasosos e até mesmo odores.

Os produtos SafeTile são especialmente recomendados para projetos públicos ou privados de grande escala, onde as propriedades auto-esterilizantes e super hidrofílicas são fatores de decisão fundamentais, como em hospitais, centros de saúde e lares para idosos, áreas públicas de grandes dimensões e revestimento externo em edifícios de múltiplos andares, para citar apenas alguns.

Na construção residencial, os produtos SafeTile são benéficos não apenas nas áreas óbvias, como cozinhas e banheiros, mas também em quartos e salas de estar devido às suas propriedades de decomposição de odores e purificação do ar.

#### Observações:

Quantidades mínimas requeridas para encomenda.

Por favor contacte-nos para mais informações.

### Environmentally Friendly

Surfaces become safer without the use of dangerous chemicals.

### Self Sterilizing

The presence of organic substances as well as bacteria and fungus are largely reduced on ceramic surfaces.

### Superhydrophilic Continuous Action

Enable oil spots to be swept away easily with water. Surfaces are better preserved from dirt and stains.

### Air Purification Decomposes Odours

The coating also works as an air purifier decomposing organic substances, helping to lower air pollution..

## ANTIBACTERIAL COATING

### FOR CLEANER AND SAFER SPACES

CINCA utilises a thin layer of nanoparticles subjected to a thermal process to create the special properties associated with safetile. These nanoparticles coating, with diameters generally below 100 nm, chemically bond with the tile surface during the thermal process, providing the surface of the tile with self-sterilizing properties in the presence of natural or artificial light. As a result, the presence of bacteria and fungi is largely reduced on the surface of SafeTile wall and floor tiles, also providing the decomposition of other substances as volatile organic compounds (VOC) and nitrogen oxides (NOx), potentially present in polluted atmospheres. Our SafeTile products have the ability to decompose organic material and deactivate common living microorganisms, efficiently reducing the presence of bacteria, fungi, gaseous pollutants and even odours.

SafeTile products are especially recommended for large-scale public or private projects where Self Sterilizing and Super hydrophilic properties are key decision factors, as in hospitals, health-care centres and elderly day-care centres, public areas within large buildings and external cladding for multi-storey buildings, to name but a few.

In residential construction SafeTile products are beneficial not only in the obvious areas such as kitchens and bathrooms but also in bedrooms and living rooms due to their odour decomposition and air purification properties.

#### Please note:

Minimum quantities required for order.

Please contact us for more information.

# safetile

## CLEAN & PROTECT

Recomendado para:

**INSTITUIÇÕES DE SAÚDE  
LARES DE TERCEIRA IDADE  
ESCOLAS  
HOTELARIA**

Testes de Normas Internacionais

Teste Antibacteriano (ISO 27447):  
redução de mais de 95% de colónias de bactérias  
no espaço de 4 horas

Teste Antifúngos (ISO 27447):  
redução de mais de 85% de colónias de fungos  
no espaço de 4 horas

Especialmente recomendado for:

**HEALTH-CARE CENTRES  
ELDERLY DAY-CARE CENTRES  
SCHOOLS  
RETAIL FOOD COURTS**

International Standard Testing

Antibacterial test (ISO 27447):  
more than 95% bacterial colony  
reduction within 4 hours

Antifungal test (ISO 27447):  
more than 85% fungal colony  
reduction within 4 hours


**CONCRETE**  
EFFECT

**EFEITO BETÃO | BÉTON EFFET | BETON EFFEKT**
**ESSENCE** P. 026

**RETRO** P. 036


**FACTORY** P. 046




**CAIMAN** P. 054

**BAMBU** P. 060

**COFFRAGE** P. 064

**STONE**  
EFFECT

**EFEITO PEDRA | PIERRE EFFET | STEIN EFFEKT**
**CEPPO DI GRÉ  
STONE** P. 070

**KINGSTONE** P. 080

**MERCURY** P. 090

**INDUSTRIAL STONE** P. 096

**SALT** P. 102

**SPLASH  
SLATE** P. 113

**ASSOUAN STONE** P. 118

**HIGHLANDER** P. 120

**MARBLE**  
EFFECT

**EFEITO MÁRMORE | MARBRE EFFET | MARMOR EFFEKT**
**CALACATTA ORO** P. 124


**CALACATTA WHITE** P. 132

**COVELANO** P. 142

**STATUARIO SELECT** P. 148

**STATUARIO  
VENATO** P. 156

**TRAVERTINO  
ITALIANO** P.160

**TRAVERTINO  
CROSS CUT** P. 170

**ETERNAL BEAUTY** P. 176

**PALISSANDRO** P. 182

**ÁGATA** P. 190

**DOLOMITE  
BIANCO** P. 196

**MARFIL** P. 202

**ONYX  
WHITE CLOUD** P. 208


**ONYX  
ÔNIX BIANCO** P. 212

**ONYX  
ÔNIX BRANCO** P. 216

**AMANI** P. 220

**AMANI  
GREY** P. 226

**CARRARA  
BIANCO** P. 228

**SILK  
GEORGETTE** P. 232





WOOD  
EFFECT


## EFEITO MADEIRA | BOIS EFFET | HOLZ EFFEKT

## TIMBER

P. 240

TIMBER  
DECK

P. 252




## IMAGINE


P. 262

IMAGINE  
DECK


P. 272

IMAGINE  
SOUL

P. 274

IMAGINE  
VINTAGE


P. 288

COTTO  
EFFECT

## EFEITO COTTO | COTTO EFFET | COTTO EFFEKT

## TUSCANIA

P. 294



## BRICK ROAD


P. 300

MURETTO  
EFFECT

## EFEITO MURETTO | MURETTO EFFET | MURETTO EFFEKT

## ART STONE

P. 306



## STONECRAFT


P. 316

ENCAUSTIC  
EFFECT


## EFEITO HIDRÁULICO | IMITATION CARREAU CIMENT | DEKOR FLIESEN EFFEKT

HERITAGE  
CASCAIS


P. 328

HERITAGE  
TOMAR

P. 332

HERITAGE  
BRAGA


P. 336

HERITAGE  
COIMBRA


P. 338

HERITAGE  
LISBOA

P. 340

HERITAGE  
PORTO

P. 342



## ÍNDICE ALFABÉTICO ALPHABETIC INDEX

AGATA	P. 196
AMANI	P. 220
AMANI GREY	P. 226
ARQUITECTOS	P. 464
ART	P. 352
ART STONE	P. 306
ASSOUAN STONE	P. 118
BAMBU	P. 060
BLOOM	P. 358
BRANCOS	P. 346
BRICK ROAD	P. 300
CAIMAN	P. 054
CALACATTA OCEANIC	P. 136
CALACATTA ORO	P. 124
CALACATTA WHITE	P. 132
CARRARA BIANCO	P. 228
CEPPO DI GRÉ STONE	P. 070
COFFRAGE	P. 064
COSMOPOLITAN	P. 376
COVELANO	P. 142
CRACKLÉ	P. 384
DOLOMITE BIANCO	P. 190

ESSENCE	P. 026
ETERNAL BEAUTY	P. 176
FACTORY	P. 046
HERITAGE	P. 326
HIGHLANDER	P. 120
IMAGINE	P. 262
IMAGINE DECK	P. 272
IMAGINE SOUL	P. 274
IMAGINE VINTAGE	P. 288
INDUSTRIAL STONE	P. 096
INFINITY	P. 418
KINGSTONE	P. 080
LUX	P. 426
MANHATTAN	P. 434
MARFIL	P. 202
MERCURY	P. 090
METRO	P. 392
MOSAICO PORCELÂNICO	P. 470
NEW YORK	P. 400
NOVAARQUITECTURA	P. 458
ONYX ONICE BIANCO	P. 212
ONYX ÓNIX BRANCO	P. 216

ONYX WHITE CLOUD	P. 208
PALISSANDRO	P. 182
PORCELÂNICO ANTI-SLIP	P. 476
RETRO	P. 036
SALT	P. 102
SILK GEORGETTE	P. 232
SOHO	P. 406
SPLASH ELEMENT	P. 442
SPLASH POOL	P. 450
SPLASH SLATE	P. 113
STATUARIO SELECT	P. 148
STATUARIO VENATO	P. 156
STONECRAFT	P. 316
TIFFANY	P. 412
TIMBER	P. 240
TIMBER DECK	P. 252
TRAVERTINO CROSS CUT	P. 170
TRAVERTINO ITALIANO	P. 160
TREND	P. 364
TUSCANIA	P. 294
VIBE	P. 370

P.P.C.D.

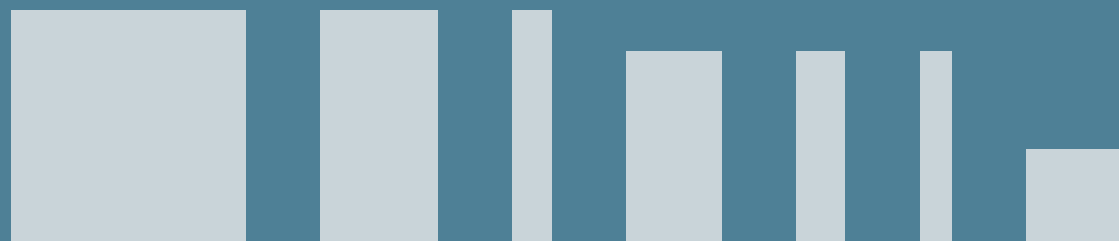
**PORCELÂNICO PASTA CORADA DECORADO**  
COLORED BODY PORCELAIN STONEWARE

GRÈS CÉRAME DÉCORÉ COLORÉ DANS LA MASSE  
DURCHGEFÄRBTES DEKORIERTES FEINSTEINZEUG

P.V.

**PORCELANATO VIDRADO**  
GLAZED PORCELAIN STONEWARE

GRÈS CÉRAME ÉMAILLÉ  
FEINSTEINZEUG GLASIERT



cm	120×120 RTF	60×120 RTF	20×120 RTF	49×99 RTF	24,5×99 RTF	16×99 RTF	49×49 RTF
in	47"×47" RTF	24"×47" RTF	8"×47" RTF	19"×39" RTF	10"×39" RTF	6"×39" RTF	19"×19" RTF

Espeçura	9mm	9mm	9mm	9mm	9mm	9mm	9mm
Thickness	0.35 in	0.35 in	0.35 in	0.35 in	0.35 in	0.35 in	0.35 in

## CONCRETE

ESSENCE	P. 026	P.P.C.D.	P.P.C.D.				
RETRO	P. 036	P.P.C.D.					

## STONE

CEPPO DI GRÈ STONE	P. 070	P.V.					
KINGSTONE	P. 080	P.P.C.D.					
MERCURY	P. 090		P.P.C.D.	P.P.C.D.	P.P.C.D.	P.P.C.D.	
INDUSTRIAL STONE	P. 096						
SPLASH SLATE	P. 113						
ASSOUAN STONE	P. 118						
HIGHLANDER	P. 120						

## WOOD

TIMBER	P. 240		P.V.				
TIMBER DECK	P. 252		P.V.				
IMAGINE	P. 262				P.P.C.D.		
IMAGINE DECK	P. 272				P.P.C.D.		
IMAGINE VINTAGE	P. 288			P.P.C.D.	P.P.C.D.		

## COTTO

TUSCANIA	P. 294					P.V.	P.V.	P.V.	P.V.
BRICK ROAD	P. 300								P.V.

## ENCAUSTIC

HERITAGE	P. 326								P.V.
----------	--------	--	--	--	--	--	--	--	------



**Pavimento**  
Floor Tiles



**Revestimento**  
Wall Tiles



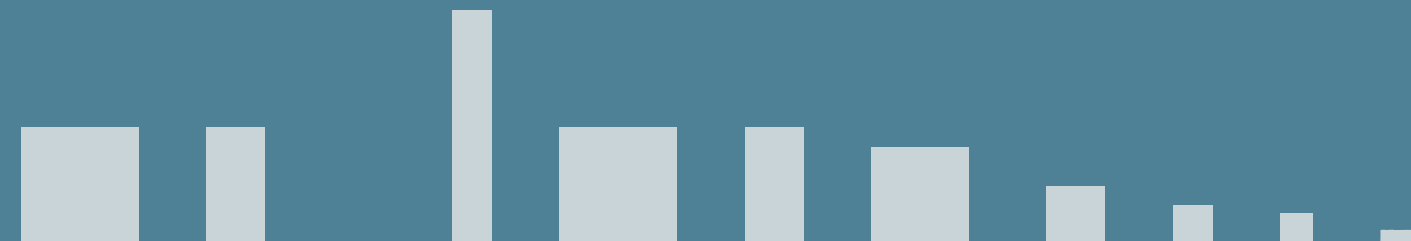
**Retificados**  
Rectified



**Não Retificados**  
Non Rectified

# PAVIMENTOS

## FLOOR TILES



60×60 RTF	30×60 RTF	20×120	60×60	30×60	M 50×50	M 30×30	M 20×20	15×15	7,5×25
24"×24" RTF	12"×24" RTF	8"×47"	24"×24"	12"×24"	20"×20"	12"×12"	8"×8"	6"×6"	3"×10"

8mm	8mm	9mm	8mm	8mm	8mm	8mm	8mm	7mm	8mm 10mm
0.32 in	0.32 in	0.35 in	0.32 in	0.32 in	0.32 in	0.32 in	0.32 in	0.28 in	0.32 in 0.39 in



			P.P.C.D.	P.P.C.D.		P.P.C.D.	P.P.C.D.		
			P.P.C.D.	P.P.C.D.		P.P.C.D.			

			P.V.	P.V.					
			P.P.C.D.	P.P.C.D.		P.P.C.D.	P.P.C.D.		



--	--	--	--	--	--	--	--	--	--

<b>P.P.C.D.</b>	<b>PORCELÂNICO PASTA CORADA DECORADO</b> COLORED BODY PORCELAIN STONEWARE	GRÈS CÉRAME DÉCORÉ COLORÉ DANS LA MASSE DURCHGEFÄRBTES DEKORIERTES FEINSTEINZEUG
<b>P.V.</b>	<b>PORCELANATO VIDRADO</b> GLAZED PORCELAIN STONEWARE	GRÈS CÉRAME ÉMAILLÉ FEINSTEINZEUG GLASIERT
<b>A.Z.</b>	<b>AZULEJO DE PASTA BRANCA BICOZEDURA</b> DOUBLE FIRED WHITE BODY WALL TILE	FAÏENCE EN PÂTE BLANCHE BI-CUISSON WEISS-SCHERBIGE ZWEIBRAND STEINGUTFLIESEN



cm in	30x90 RTF 12"x35" RTF	M25x75 10"x30"	M25x55 10"x22"	M25x45 10"x18"	M10x30 4"x12"	60x120 RTF 24"x47" RTF	58x118 RTF P 23"x46" RTF P	20x120 RTF 8"x47" RTF	24,5x99 RTF 10"x39" RTF	16x99 RTF 6"x39" RTF	60x60 RTF 24"x24" RTF	30x60 RTF 12"x24"	60x60 24"x24"	30x60 12"x24"	M50x50 20"x20"	M45x45 18"x18"	M30x30 12"x12"	M10x30 4"x12"	
↓ Espessura ↑ Thickness	10 mm 0.39 in	9 mm 0.35 in	8 mm 0.32 in	8 mm 0.32 in	8 mm 0.32 in	9 mm 0.35 in	9 mm 0.35 in	9 mm 0.35 in	9 mm 0.35 in	9 mm 0.35 in	8 mm 0.32 in	8 mm 0.32 in	8 mm 0.32 in	8 mm 0.32 in	8 mm 0.32 in	8 mm 0.32 in	8 mm 0.32 in	8 mm 0.32 in	8 mm 0.32 in

**CONCRETE**

FACTORY	P. 046		A.Z.			A.Z.														P.P.C.D.	
CAIMAN	P. 054		A.Z.			A.Z.															P.V.
BAMBU	P. 060					A.Z.															P.V.
COFFRAGE	P. 064					A.Z.															P.V.

**STONE**

SALT	P. 102		A.Z.		A.Z.		A.Z.														P.V.		P.V.
------	--------	--	------	--	------	--	------	--	--	--	--	--	--	--	--	--	--	--	--	--	------	--	------

**MARBLE**

CALACATTA ORO	P. 124	A.Z.	A.Z.	A.Z.	A.Z.	P.V.	P.V.				P.V.			P.V.	P.V.						P.V.	P.V.
CALACATTA WHITE	P. 132			A.Z.	A.Z.										P.V.						P.V.	P.V.
CALACATTA OCEANIC	P. 136	A.Z.		A.Z.	A.Z.	P.V.	P.V.				P.V.			P.V.	P.V.						P.V.	
COVELANO	P. 142			A.Z.	A.Z.	P.V.	P.V.								P.V.						P.V.	P.V.
STATUARIO SELECT	P. 148	A.Z.	A.Z.	A.Z.	A.Z.	P.V.	P.V.				P.V.			P.V.	P.V.						P.V.	P.V.
STATUARIO VENATO	P. 156			A.Z.	A.Z.										P.V.						P.V.	P.V.
TRAVERTINO ITALIANO	P.160					P.V.	P.V.				P.V.	P.V.										
TRAVERTINO CROSS CUT	P. 170			A.Z.																	P.V.	P.V.
ETERNAL BEAUTY	P. 176	A.Z.		A.Z.	A.Z.	P.V.	P.V.				P.V.			P.V.	P.V.						P.V.	
PALISSANDRO	P. 182		A.Z.	A.Z.	A.Z.			P.V.					P.V.									
AGATA	P. 190	A.Z.		A.Z.	A.Z.										P.V.	P.V.					P.V.	P.V.
DOLOMITE BIANCO	P. 196	A.Z.	A.Z.	A.Z.	A.Z.						P.V.			P.V.	P.V.						P.V.	P.V.
MARFIL	P. 202	A.Z.	A.Z.	A.Z.	A.Z.						P.V.			P.V.	P.V.						P.V.	P.V.
ONYX WHITE CLOUD	P. 208	A.Z.		A.Z.	A.Z.						P.V.			P.V.	P.V.						P.V.	
ONYX ONICE BIANCO	P. 212	A.Z.	A.Z.	A.Z.	A.Z.						P.V.			P.V.	P.V.						P.V.	P.V.
ONYX ÓNIX BRANCO	P. 216	A.Z.		A.Z.	A.Z.										P.V.	P.V.					P.V.	P.V.
AMANI	P. 220			A.Z.											P.V.	P.V.					P.V.	P.V.
AMANI GREY	P. 226		A.Z.	A.Z.											P.V.	P.V.					P.V.	P.V.
CARRARA BIANCO	P. 228			A.Z.	A.Z.										P.V.	P.V.					P.V.	P.V.
SILK GEORGETTE	P. 232			A.Z.											P.V.						P.V.	P.V.

**WOOD**

IMAGINE SOUL	P. 274			A.Z.							P.P.C.D.	P.P.C.D.										P.V.
--------------	--------	--	--	------	--	--	--	--	--	--	----------	----------	--	--	--	--	--	--	--	--	--	------

Pavimento  
Floor TilesRevestimento  
Wall TilesRetificados  
RectifiedNão Retificados  
Non Rectified

# REVESTIMENTOS & PAVIMENTOS

COORDENADOS

# WALL TILES & FLOOR TILES

COORDINATED




**P.V.** PORCELANATO VIDRADO  
GLAZED PORCELAIN STONEWARE

GRÈS CÉRAME ÉMAILLÉ  
FEINSTEINZEUG GLASIERT

**A.Z.** AZULEJO DE PASTA BRANCA BICOZEDURA  
DOUBLE FIRED WHITE BODY WALL TILE

FAÏENCE EN PÂTE BLANCHE BI-CUISSON  
WEISS-SCHERBIGE ZWEIBRAND STEINGUTFLIESEN

# REVESTIMENTOS WALL TILES



cm in	30x90 RTF 12"x35" RTF	15x60 RTF 6"x24" RTF	30x60 12"x24"	M25x75 10"x30"	M25x55 10"x22"	M25x45 10"x18"	M10x40 4"x16"	M10x30 4"x12"	M10x30 4"x12"	M7,5x15 3"x6"	7,5x25 3"x10"	15x15 6"x6"	7,5x15 3"x6"	7,5x15 3"x6"		
<b>Espessura</b> Thickness	10 mm 0.39 in	8 mm 0.32 in	8 mm 0.32 in	9 mm 0.35 in	8 mm 0.32 in	8 mm 0.32 in	8 mm 0.32 in	8 mm 0.32 in	8 mm 0.32 in	7,5 mm 0.30 in	7,5 mm 0.30 in	8 mm 0.32 in	7 mm 0.28 in	7 mm 0.28 in	5,8 mm 0.23 in	5,8 mm 0.23 in

MURETTO																
ART STONE	P. 306		P.V.	P.V.												
STONECRAFT	P. 316		P.V.	P.V.												
COLOUR																
ART	P. 346	A.Z.														
BRANCOS	P. 352	A.Z.		A.Z.	A.Z.	A.Z.										
BLOOM	P. 358															
TREND	P. 364								A.Z.							
VIBE	P. 370															
COSMOPOLITAN	P. 376								A.Z.							
CRACKLÉ	P. 384								A.Z.			A.Z.				
METRO	P. 392								A.Z.			A.Z.				
NEW YORK	P. 400								A.Z.							
SOHO	P. 406								A.Z.							
TIFFANY	P. 412									A.Z.	A.Z.				A.Z.	A.Z.
INFINITY	P. 418														P.V.	
LUX	P. 426														P.V.	
MANHATTAN	P. 434														P.V.	
SPLASH ELEMENT	P. 442															P.V.
SPLASH POOL	P. 450															P.V.

MIX & MATCH



Revestimento  
Wall Tiles



Retificados  
Rectified



Não Retificados  
Non Rectified

P.P.C.D.

**PORCELÂNICO PASTA CORADA DECORADO**  
COLORED BODY PORCELAIN STONEWARE

GRÈS CÉRAME DÉCORÉ COLORÉ DANS LA MASSE  
DURCHGEFÄRBTES DEKORIERTES FEINSTEINZEUG

P.V.

**PORCELANATO VIDRADO**  
GLAZED PORCELAIN STONEWARE


GRÈS CÉRAME ÉMAILLÉ  
FEINSTEINZEUG GLASIERT

A.Z.

**AZULEJO DE PASTA BRANCA BICOZEDURA**  
DOUBLE FIRED WHITE BODY WALL TILE

FAÏENCE EN PÂTE BLANCHE BI-CUISSON  
WEISS-SCHERBIGE ZWEIBRAND STEINGUTFLIESEN

**CONCRETE**  
EFFECT



**120×120 RTF**  
47"×47" RTF



**60×120 RTF**  
24"×47" RTF



**60×60 RTF**  
24"×24" RTF



**30×60 RTF**  
12"×24" RTF

cm  
in



**60×60**  
24"×24"



**30×60**  
12"×24"



**M50×50**  
20"×20"



**M45×45**  
18"×18"



**M25×75**  
10"×30"



**M25×45**  
10"×18"

Espeçura  
Thickness

9 mm  
0.35 in

9 mm  
0.35 in

8 mm  
0.32 in

8 mm  
0.32 in

8 mm  
0.32 in

8 mm  
0.32 in

8 mm  
0.32 in

8 mm  
0.32 in

9 mm  
0.35 in

8 mm  
0.32 in

ESSENCE	P. 026	P.P.C.D.	P.P.C.D.	P.P.C.D.	P.P.C.D.	P.P.C.D.	P.P.C.D.				
RETRO	P. 036		P.P.C.D.	P.P.C.D.	P.P.C.D.		P.P.C.D.				
FACTORY	P. 046							P.P.C.D.		A.Z.	A.Z.
CAIMAN	P. 054								P.V.		A.Z.
BAMBU	P. 060								P.V.		A.Z.
COFFRAGE	P. 064								P.V.		A.Z.

**ACABAMENTO DA SUPERFÍCIE**  
SURFACE FINISHING



Pavimento  
Floor Tiles



Revestimento  
Wall Tiles



Retificados  
Rectified



Não Retificados  
Non Rectified



Ingelivo  
Frost Resistant



Mate  
Matt



NAT  
Natural



AD  
Antiderrapante  
Slip-Resistant

Mais informação técnica: página 480  
More technical information: page 480



# ESSENCE

**5** CORES  
COLOURS

**4** FORMATOS PAVIMENTO  
FLOOR TILES SIZES

**2** ACABAMENTOS  
FINISHES

**3** MOSAICOS  
MOSAICS

**Grandes formatos!**  
**Cerâmica para Design e Arquitetura.**

Big sizes!  
Slabs for Design and Architecture.

# ESSENCE





ESSENCE | BEGE BEIGE | 60x120 cm RTF 24"x47" RTF | 40000

# ESSENCE




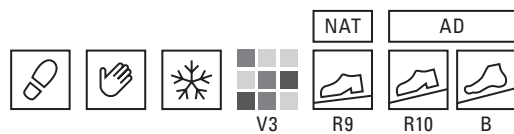
ESSENCE | CASTANHO BROWN | 60x60 cm RTF 24"x24" | 40003



ESSENCE



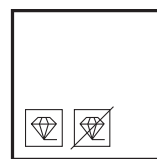
**CONCRETE EFFECT**



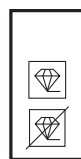
**120x120 cm** 47"×47"  
± 9 mm 0.35 in



**60x120 cm** 24"×47"  
± 9 mm 0.35 in




**60x60 cm** 24"×24"  
± 8 mm 0.32 in



**30x60 cm** 12"×24"  
± 8 mm 0.32 in


Retificados Rectified	120x120 RTF	60x120 RTF	60x120 RTF AD	60x60 RTF	60x60 RTF AD	30x60 RTF	30x60 RTF AD
Não Retificados Non Rectified	-	-	-	60x60	60x60 AD	30x60	30x60 AD
BEGE BEIGE	40000	40000	40000	40000	40000	40000	40000
CINZA CLARO LIGHTGREY	40001	40001	40001	40001	40001	40001	40001
CINZA GREY	40002	40002	40002	40002	40002	40002	40002
CASTANHO BROWN	40003	40003	40003	40003	40003	40003	40003
PRETO BLACK	40004	40004	40004	40004	40004	40004	40004

**MOSAICO 36**  
MOSAIC 36



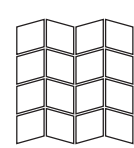
**33x33 cm** 13"×13"  
± 8 mm 0.32 in

**MOSAICO MURETO 12**  
MOSAIC MURETO 12



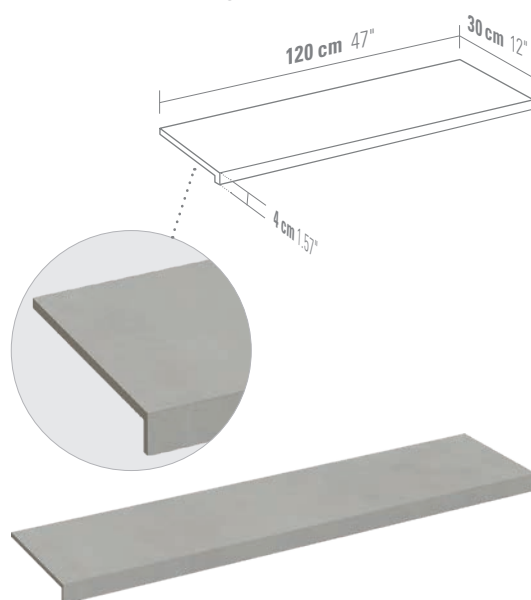
**30x60 cm** 12"×24"  
± 9 mm 0.35 in  
8 mm 9,5 mm

**MOSAICO INCLINADO 16**  
MOSAIC INCLINED 16



**29x29 cm** 11"×11"  
± 9 mm 0.35 in

**PEÇA DEGRAU LINEAR**  
STEP TREAD



**30 x 120 cm RTF PDL** 12"×47" RTF PDL ± 9 mm 0.35 in  
**30 x 120 cm RTF PDL AD** 12"×47" RTF PDL AD ± 9 mm 0.35 in  
**30x60 cm RTF PDL** 12"×24" RTF PDL ± 8 mm 0.32 in  
**30x60 cm RTF PDL AD** 12"×24" RTF PDL AD ± 8 mm 0.32 in  
**30x60 cm PDL** 12"×24" PDL ± 8 mm 0.32 in  
**30x60 cm PDL AD** 12"×24" PDL AD ± 8 mm 0.32 in

**RODAPÉ**  
BULLNOSE



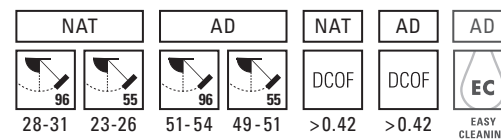
**8x120 cm RTF ROD** 3.15"×47" RTF ROD ± 9 mm 0.35 in  
**8x60 cm RTF ROD** 3.15"×24" RTF ROD ± 8 mm 0.32 in  
**8x60 cm ROD** 3.15"×24" ROD ± 8 mm 0.32 in

RTF = Retificado  
RTF = Rectified

AD = Antiderrapante  
AD = Slip-Resistant

PDL = Peça Degrau Linear  
PDL = Step Tread

**ESSENCE**



BEGE BEIGE 40000



CASTANHO BROWN 40003



CINZA CLARO LIGHT GREY 40001



CINZA GREY 40002



PRETO BLACK 40004

EMBALAGENS E PESOS \ PACKING AND WEIGHTS

EMB001 Rev 91/1122

Formato Size	Caixa Box			Paleta Pallet				
	Pcs. Stk.	m <sup>2</sup> / m	kg	Caixa / Paleta Box / Pallet	m <sup>2</sup>	Net. kg	Brut. kg	cm
120x120x0,9 cm RTF 1198x1198 mm	2	2,8800 m <sup>2</sup>	60,06	16	46,0800	961	986	143x123x55
60x120x0,9 cm RTF 598x1198 mm	2	1,4400 m <sup>2</sup>	27,67	33	47,5200	913	938	120x80x75
60x60x0,8 cm RTF 598x598 mm	4	1,4400 m <sup>2</sup>	25,92	32	46,0800	829	854	120x80x74
30x60x0,8 cm RTF 298x598 mm	7	1,2600 m <sup>2</sup>	22,30	40	50,4000	892	917	120x80x75
60x60x0,8 cm	4	1,4400 m <sup>2</sup>	24,94	32	46,0800	798	823	120x80x74
30x60x0,8 cm	7	1,2600 m <sup>2</sup>	21,79	40	50,4000	872	897	120x80x75
<b>Mosaico 36</b> Mosaic 36	9	0,9801 m <sup>2</sup>	16,60					
<b>Mosaico Mureto 12</b> Mosaic Mureto 12	6	1,0764 m <sup>2</sup>	22,80					
<b>Mosaico Inclinado 16</b> Mosaic Inclined 16	9	0,7569 m <sup>2</sup>	14,40					
<b>Peça Degrau Linear</b> Step Tread	2	0,8160 m <sup>2</sup>	13,45					
	2	0,4080 m <sup>2</sup>	7,10					
<b>Rodapé</b> Bullnose	10	12,00 m	18,02					
	22	13,20 m	19,61					
	22	13,20 m	19,27					



# RETRO

**4** CORES  
COLOURS

**2** FORMATOS PAVIMENTO  
FLOOR TILES SIZES

**2** ACABAMENTOS  
FINISHES

**1** DECORADO  
DECOR

**3** MOSAICOS  
MOSAICS

**Um cimento de inspiração  
"industrial-shabby-chic".**

Add an urban touch to your home with  
an industrial-shabby-chic-inspired  
concrete.



RETRO

LUX | MULTICOR MULTICOLOUR | 7,5x25 cm 3"×10" | 9305

RETRO | BRANCO OSSO BONE | 60x60 cm RTF AD · 60x60 cm RTF 24"×24" RTF AD · 24"×24" RTF | 9461



RETRO | OFF WHITE OFF WHITE | Terrazzo | 60x60 cm 24"x24" | 9464  
 RETRO | OFF WHITE OFF WHITE | 60x60 cm 24"x24" | 9460



RETRO

SPLASH | ELEMENT | TERRACOTTA COTTO | 15x15 cm 6"x6" | 9324  
 RETRO | OFF WHITE OFF WHITE | Terrazzo | 60x60 cm 24"x24" | 9464  
 RETRO | OFF WHITE OFF WHITE | 60x60 cm 24"x24" | 9460



RETRO | CINZA GREY | Terrazzo | 60x120cm RTF 24"x47" RTF | 9467



RETRO

METRO | AZUL MARINHO NAVY BLUE | M 10x30 cm 4"x12" | 9316  
 RETRO | CINZA GREY | Terrazzo | 60x120cm RTF 24"x47" RTF | 9467





# FACTORY

**4** CORES  
COLOURS

**2** FORMATOS REVESTIMENTO  
WALL TILES SIZES

**2** ESTRUTURAS  
STRUCTURES

**3** DECORADOS  
DECORS

**5** CORES  
COLOURS

**1** FORMATO PAVIMENTO  
FLOOR TILE SIZE

**2** ACABAMENTOS  
FINISHES

**1** MOSAICO  
MOSAIC

**Efeito betão sofisticado  
e luxuoso!**

Sophisticated  
and luxurious concrete-effect!





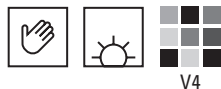
FACTORY | TAUPE TAUPE | M 50x50 cm 20°x20° | 8821

FACTORY



FACTORY | TAUPE TAUPE | M25x75 cm 10°x30° | 6115  
FACTORY | TAUPE TAUPE | Antic | M25x75 cm 10°x30° | 6115/800

**CONCRETE EFFECT**



**M25x75 cm 10"x30"**  
9 mm 0.35 in



**M25x45 cm 10"x18"**  
8 mm 0.32 in


**RODAPÉ BULLNOSE**



**7,5x25 cm 3"x10"**  
8 mm 0.32 in

<b>BRANCO NUVEM</b> WHITE CLOUD	6112	6112
<b>BRANCO</b> WHITE	6113	6113
<b>BETÃO</b> CONCRETE	6114	6114
<b>TAUPE</b> TAUPE	6115	6115

ATÉ 20 VARIAÇÕES GRÁFICAS  
UP TO 20 GRAPHIC VARIATIONS



6115/800

EMBALAGENS E PESOS \ PACKING AND WEIGHTS									
Formato Size	Caixa Box			Paleta Pallet					
	Pcs. Stk.	m <sup>2</sup> / m	kg	Caixa / Paleta Box / Pallet	m <sup>2</sup>	Net. kg	Brut. kg	cm	
REVESTIMENTO WALL TILES									
M25x75x0,9cm	7	1,3125 m <sup>2</sup>	21,00	42	55,1250	882	907	120x80x90	
M25x45x0,8cm	10	1,1250 m <sup>2</sup>	15,25	60	67,5000	915	940	120x80x92	
<b>Razor - Antic</b> M25x75x0,9cm	7	1,3125 m <sup>2</sup>	21,00						
<b>Piramide</b> M25x75x0,9cm	6	1,125 m <sup>2</sup>	19,00						
<b>Stamp</b> M75x75x0,9cm	1 Pnl	0,5625 m <sup>2</sup>	9,00						
<b>Antic</b> M25x45x0,8cm	10	1,125 m <sup>2</sup>	15,25						
<b>Dots</b> 30x30x0,9cm	4	0,36 m <sup>2</sup>	5,30						
<b>Rodapé Bullnose</b> 7,5x25x0,8cm	12	3,00 m	2,88						



**FACTORY**


FACTORY | **BETÃO CONCRETE** | M25x45 cm 10"x18" | 6114

**RAZOR M25x75 cm 10"x30"**




**BETÃO CONCRETE** 6114/300

**STAMP M75x75 cm 30"x30"**





**BRANCO NUVEM** WHITE CLOUD 6112/001  
**BRANCO** WHITE 6113/001  
**BETÃO** CONCRETE 6114/001  
**TAUPE** TAUPE 6115/001


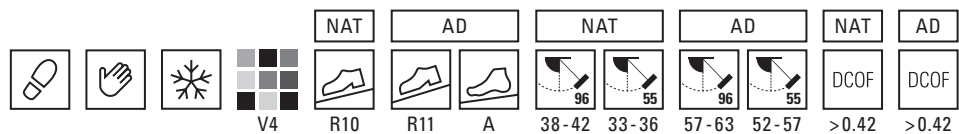
**DOTS 30x30 cm 12"x12"**



**TAUPE** TAUPE 0450/394




**CONCRETE**  
EFFECT



**M50x50 cm** 20"x20"

8 mm 0.32 in

**MOSAICO 36**  
MOSAIC 36



**33x33 cm** 13"x13"

8 mm 0.32 in

**RODAPÉ**  
BULLNOSE



**8x50 cm ROD** 3.15"x20" ROD

8 mm 0.32 in

**M50x50 M50x50 AD**

<b>BRANCO NUVEM</b> WHITE CLOUD	8819	8819
<b>BRANCO</b> WHITE	8820	8820
<b>TAUPE</b> TAUPE	8821	8821
<b>BETÃO</b> CONCRETE	8822	8822
<b>ANTRACITE</b> ANTHRACITE	8823	8823

VARIAÇÕES GRÁFICAS: ATÉ 13  
GRAPHIC VARIATIONS: UP TO 13

**EMBALAGENS E PESOS \ PACKING AND WEIGHTS** EMB001 Rev 91/1122

Formato Size	Caixa Box			Paleta Pallet					
	Pcs. Stk.	m <sup>2</sup> / m	kg	Caixa / Paleta Box / Pallet	m <sup>2</sup>	Net. kg	Brut. kg	cm	
<b>PAVIMENTO FLOOR TILES</b>									
M50x50x0,8cm	5	1,2500 m <sup>2</sup>	21,65	44	55,0000	953	978	120x100x65	
<b>Mosaico 36</b> Mosaic 36 33x33x0,8cm	9	0,9801 m <sup>2</sup>	16,60						
<b>Rodapé</b> Bullnose 8x50x0,8cm ROD	30	15 m	20,78						

AD = Antiderrapante  
AD = Slip-Resistant



FACTORY | ANTRACITE ANTHRACITE | M 50x50 cm 20"x20" | 8823



**BRANCO NUVEM**  
WHITE CLOUD 8819



**BRANCO**  
WHITE 8820



**BETÃO**  
CONCRETE 8822



**TAUPE**  
TAUPE 8821



**ANTRACITE**  
ANTHRACITE 8823



CAIMAN | PÉROLA PEARL | M25x75 cm 10"x30" | 6057  
 CAIMAN | TAUPE TAUPE | M25x75 cm 10"x30" | 6058  
 CAIMAN | TAUPE TAUPE | Vintage | M25x75 cm 10"x30" | 6064  
 CAIMAN | PÉROLA-TAUPE PEARL-TAUPE | Mosaico Mosaic - 78 | 25x30 cm 10"x12" | 6057/178  
 CAIMAN | TAUPE TAUPE | M45x45 cm 18"x18" | 8672

# CAIMAN

**4** CORES  
COLOURS

**2** FORMATOS REVESTIMENTO  
WALL TILES SIZES

**1** ESTRUTURA  
STRUCTURE

**4** DECORADOS  
DECORS

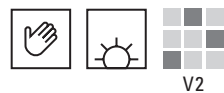
**1** MOSAICO  
MOSAIC

**1** FORMATO PAVIMENTO  
FLOOR TILE SIZE

**Um toque urbano com efeito  
cimento de inspiração industrial!**

Add an urban touch  
with an industrial-inspired concrete!


**CONCRETE EFFECT**





**M25x75 cm** 10"x30"  
9 mm 0.35 in



**M25x45 cm** 10"x18"  
8 mm 0.32 in







**MOSAICO 78**  
MOSAIC 78



**25x30 cm** 10"x12"  
9 mm 0.35 in

BRANCO WHITE	6055	6055
BETÃO CONCRETE	6056	6056
PÉROLA PEARL	6057	6057
TAUPE TAUPE	6058	6058
VARIAÇÕES GRÁFICAS: GRAPHIC VARIATIONS:	ATÉ 7 UP TO 7	ATÉ 15 UP TO 15

****/078	6055/178	6057/178
	<b>BRANCO-BETÃO</b> WHITE-CONCRETE	<b>PÉROLA-TAUPE</b> PEARL-TAUPE



**SKIN**

**M25x75 cm**  
10"x30"

**ELEGANCE**

**M25x75 cm**  
10"x30"

EMBALAGENS E PESOS \ PACKING AND WEIGHTS		EMB001 Rev 91/1122							
Formato Size	Caixa Box			Paleta Pallet					
	Pcs. Stk.	m <sup>2</sup> / m	kg	Caixa / Paleta Box / Pallet	m <sup>2</sup>	Net. kg	Brut. kg	cm	
REVESTIMENTO WALL TILES									
M25x75x0,9cm	7	1,3125 m <sup>2</sup>	21,00	42	55,1250	882	907	120x80x90	
M25x45x0,8cm	10	1,1250 m <sup>2</sup>	15,25	60	67,5000	915	940	120x80x92	
<b>Skin - Vintage - Reef</b>	M25x75x0,9cm	7	1,3125 m <sup>2</sup>	21,00					
<b>Elegance - Sherry</b>	M25x75x0,9cm	4	0,75 m <sup>2</sup>	12,00					
<b>Vintage</b>	M25x45x0,8cm	10	1,125 m <sup>2</sup>	15,25					
<b>Mosaico 78 Mosaic 78</b>	25x30x0,9cm	9	0,675 m <sup>2</sup>	9,00					

**CAIMAN**




CAIMAN | TAUPE TAUPE | **M25x75 cm** 10"x30" | 6058  
CAIMAN | TAUPE TAUPE | Sherry | **M25x75 cm** 10"x30" | 6058/002



**SKIN**

**M25x75 cm**  
10"x30"



**VINTAGE**

**M25x75 cm**  
10"x30"  
**M25x45 cm**  
10"x18"



**REEF**

**M25x75 cm**  
10"x30"  
2 PEÇAS 2 TILES



**SHERRY**

**M25x75 cm**  
10"x30"



**CONCRETE**  
EFFECT

**M 45×45 cm** 18"×18"

8 mm 0.32 in


**RODAPÉ**  
BULLNOSE

**8×45 cm ROD** 3.15"×18" ROD

8 mm 0.32 in

<b>BRANCO</b> WHITE	5	8670
<b>PÉROLA</b> PEARL	5	8671
<b>TAUPE</b> TAUPE	4	8672
<b>BETÃO</b> CONCRETE	4	8673

 VARIAÇÕES GRÁFICAS:  
GRAPHIC VARIATIONS:

 ATÉ 9  
UP TO 9


## EMBALAGENS E PESOS \ PACKING AND WEIGHTS

EMB001 Rev 91/1122

Formato Size	Caixa Box			Paleta Pallet				
	Pcs. Stk.	m <sup>2</sup> / m	kg	Caixa / Paleta Box / Pallet	m <sup>2</sup>	Net. kg	Brut. kg	cm
<b>PAVIMENTO</b> FLOOR TILES								
M45×45×0,8cm	6	1,2150 m <sup>2</sup>	20,64	34	41,3100	702	727	120×80×61
<b>Rodapé</b> Bullnose								
8×45×0,8cm ROD	21	9,45 m	13,00					



**CAIMAN | BRANCO** WHITE | **M 25×75 cm** 10"×30" | 6055  
**CAIMAN | BETÃO** CONCRETE | Reef | **M 25×75 cm** 10"×30" | 6007/700  
**CAIMAN | BETÃO** CONCRETE | **M 45×45 cm** 18"×18" | 8673



# BAMBU

**4** CORES  
COLOURS

**1** FORMATO REVESTIMENTO  
WALL TILE SIZE

**1** DECORADO  
DECOR

**1** FORMATO PAVIMENTO  
FLOOR TILE SIZE

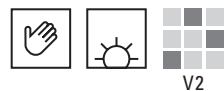
**1** MOSAICO  
MOSAIC

**Perfeição coordenada!**

Coordinated perfection!

BAMBU | BRANCO WHITE | M 25x45 cm 10"x18" | 3089  
 BAMBU | TERRA EARTH | M 25x45 cm 10"x18" | 3091  
 BAMBU | MULTICOR MULTICOLOUR | Timber | M 25x45 cm 10"x18" | 3097  
 BAMBU | TERRA EARTH | M 45x45 cm 18"x18" | 8677

**CONCRETE**  
EFFECT




**M25x45 cm 10"x18"**  
± 8 mm 0.32 in

<b>BRANCO</b> WHITE	3089
<b>CINZA</b> GREY	3090
<b>TERRA</b> EARTH	3091
<b>ANTRACITE</b> ANTHRACITE	3092
<b>VARIAÇÕES GRÁFICAS:</b> GRAPHIC VARIATIONS:	<b>ATÉ 11</b> UP TO 11

**TIMBER** **M25x45cm 10"x18"**



**MULTICOR** MULTICOLOUR 3097



**BRANCO**  
WHITE 3089


**CINZA**  
GREY 3090

**TERRA**  
EARTH 3091

**ANTRACITE**  
ANTHRACITE 3092




**BAMBU** | **MULTICOR** MULTICOLOUR | Timber | **M25x45 cm 10"x18"** | 3097  
**BAMBU** | **TERRA** EARTH | **M25x45 cm 10"x18"** | 3091



**M45x45 cm 18"x18"**  
± 8 mm 0.32 in

<b>BRANCO</b> WHITE	5	8675
<b>CINZA</b> GREY	4	8676
<b>TERRA</b> EARTH	4	8677
<b>ANTRACITE</b> ANTHRACITE	4	8678
<b>VARIAÇÕES GRÁFICAS:</b> GRAPHIC VARIATIONS:	<b>ATÉ 12</b> UP TO 12	

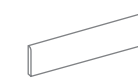
**MOSAICO IRREGULAR**  
MOSAIC IRREGULAR





**30x30 cm 12"x12"**  
± 8 mm 0.32 in

\*\*\*\*/920

**RODAPÉ**  
BULLNOSE



**8x45 cm ROD 3.15"x18" ROD**  
± 8 mm 0.32 in



**EMBALAGENS E PESOS \ PACKING AND WEIGHTS**

EMB001 Rev 91/1122

Formato Size	Caixa Box			Paleta Pallet				
	Pcs. Stk.	m <sup>2</sup> / m	kg	Caixa / Paleta Box / Pallet	m <sup>2</sup>	Net. kg	Brut. kg	cm
<b>REVESTIMENTO WALL TILES</b>								
M25x45x0,8cm	10	1,1250 m <sup>2</sup>	15,25	60	67,5000	915	940	120x80x92
<b>Timber</b> M25x45x0,8cm	10	1,1250 m <sup>2</sup>	15,25					
<b>PAVIMENTO FLOOR TILES</b>								
M45x45x0,8cm	6	1,2150 m <sup>2</sup>	20,64	34	41,3100	702	727	120x80x61
<b>Mosaico Irregular</b> Mosaic Irregular 30x30x0,8cm	10	0,90 m <sup>2</sup>	16,00					
<b>Rodapé</b> Bullnose 8x45x0,8 cm ROD	21	9,45 m	13,00					





# COFFRAGE

**4** CORES  
COLOURS

**1** FORMATO REVESTIMENTO  
WALL TILE SIZE

**1** DECORADO  
DECOR

**1** FORMATO PAVIMENTO  
FLOOR TILE SIZE


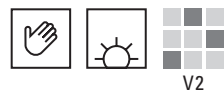
**1** MOSAICO  
MOSAIC

**Idealizado com a elegância  
e a funcionalidade em mente!**

Designed with elegance  
and functionality in mind!

COFFRAGE | BEGE BEIGE | M 25x45 cm 10"x18" | 3094  
 COFFRAGE | TERRA EARTH | M 25x45 cm 10"x18" | 3095  
 COFFRAGE | MULTICOR MULTICOLOUR | Cube | M 25x45 cm 10"x18" | 3098  
 COFFRAGE | TERRA EARTH | M 45x45 cm 18"x18" | 8687  
 COFFRAGE | TERRA EARTH | Mosaico Mosaic - Irregular | 30x30 cm 12"x12" | 8687/920

**CONCRETE**  
EFFECT




**M25x45 cm 10"x18"**  
± 8 mm 0.32 in

<b>BRANCO</b> WHITE	3093
<b>BEGE</b> BEIGE	3094
<b>TERRA</b> EARTH	3095
<b>CINZA</b> GREY	3096

VARIAÇÕES GRÁFICAS:  
GRAPHIC VARIATIONS: ATÉ 24  
UP TO 24

**CUBE** **M25x45 cm 10"x18"**  
2 PEÇAS 2 TILES



**MULTICOR** MULTICOLOUR 3098




**BRANCO**  
WHITE 3093

**CINZA**  
GREY 3096

**BEGE**  
BEIGE 3094

**TERRA**  
EARTH 3095




**M45x45 cm 18"x18"**  
± 8 mm 0.32 in

<b>BRANCO</b> WHITE	5	8685
<b>BEGE</b> BEIGE	4	8686
<b>TERRA</b> EARTH	4	8687
<b>CINZA</b> GREY	4	8688

VARIAÇÕES GRÁFICAS:  
GRAPHIC VARIATIONS: ATÉ 12  
UP TO 12

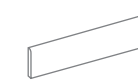
**MOSAICO IRREGULAR**  
MOSAIC IRREGULAR




**30x30 cm 12"x12"**  
± 8 mm 0.32 in

\*\*\*\*/920

**RODAPÉ**  
BULLNOSE



**8x45 cm ROD 3.15"x18" ROD**  
± 8 mm 0.32 in



**EMBALAGENS E PESOS \ PACKING AND WEIGHTS**


EMB001 Rev 91/1122

Formato Size	Caixa Box			Paleta Pallet				
	Pcs. Stk.	m <sup>2</sup> / m	kg	Caixa / Paleta Box / Pallet	m <sup>2</sup>	Net. kg	Brut. kg	cm
<b>REVESTIMENTO WALL TILES</b>								
M25x45x0,8cm	10	1,1250 m <sup>2</sup>	15,25	60	67,5000	915	940	120x80x92
<b>Cube</b> M25x45x0,8cm	10	1,1250 m <sup>2</sup>	15,25					
<b>PAVIMENTO FLOOR TILES</b>								
M45x45x0,8cm	6	1,2150 m <sup>2</sup>	20,64	34	41,3100	702	727	120x80x61
<b>Mosaico Irregular</b> Mosaic Irregular 30x30x0,8cm	10	0,90 m <sup>2</sup>	16,00					
<b>Rodapé</b> Bullnose 8x45x0,8 cm ROD	21	9,45 m	13,00					

COFFRAGE | CINZA GREY | M25x45 cm 10"x18" | 3096  
COFFRAGE | MULTICOR MULTICOLOR | Cube | M25x45 cm 10"x18" | 3098

CINCA

**P.P.C.D.****PORCELÂNICO PASTA CORADA DECORADO**  
COLORED BODY PORCELAIN STONEWAREGRÈS CÉRAME DÉCORÉ COLORÉ DANS LA MASSE  
DURCHGEFÄRBTES DEKORIERTES FEINSTEINZEUG**P.V.****PORCELANATO VIDRADO**  
GLAZED PORCELAIN STONEWAREGRÈS CÉRAME ÉMAILLÉ  
FEINSTEINZEUG GLASIERT**A.Z.****AZULEJO DE PASTA BRANCA BICOZEDURA**  
DOUBLE FIRED WHITE BODY WALL TILEFAÏENCE EN PÂTE BLANCHE BI-CUISSON  
WEISS-SCHERBIGE ZWEIBRAND STEINGUTFLIESEN**STONE  
EFFECT**   **Retificados**  
Rectified   **Não Retificados**  
Non Rectified 

cm in	60×120 RTF 24"×47" RTF	49×99 RTF 19"×39" RTF	24,5×99 RTF 10"×39" RTF	16×99 RTF 6"×39" RTF	49×49 RTF 19"×19" RTF	60×60 RTF 24"×24" RTF	30×60 RTF 12"×24" RTF	60×60 24"×24"	30×60 12"×24"	M 50×50 20"×20"	15×15 6"×6"	M 25×75 10"×30"	M 25×55 10"×22"	M 10×30 4"×12"
 <b>Espessura</b> Thickness	9 mm 0.35 in	9 mm 0.35 in	9 mm 0.35 in	9 mm 0.35 in	9 mm 0.35 in	8 mm 0.32 in	8 mm 0.32 in	8 mm 0.32 in	8 mm 0.32 in	8 mm 0.32 in	7 mm 0.28 in	9 mm 0.35 in	8 mm 0.32 in	8 mm 0.32 in
CEPPO DI GRÈ STONE P. 070	<b>P.V.</b>					<b>P.V.</b>	<b>P.V.</b>							
KINGSTONE P. 080	<b>P.P.C.D.</b>					<b>P.P.C.D.</b>	<b>P.P.C.D.</b>	<b>P.P.C.D.</b>	<b>P.P.C.D.</b>					
MERCURY P. 090		<b>P.P.C.D.</b>	<b>P.P.C.D.</b>	<b>P.P.C.D.</b>	<b>P.P.C.D.</b>									
INDUSTRIAL STONE P. 096														
SALT P. 102							<b>P.V.</b>							
SPLASH SLATE P. 113									<b>P.V.</b>					
ASSOUAN STONE P. 118												<b>A.Z.</b>	<b>A.Z.</b>	<b>A.Z.</b>
HIGHLANDER P. 120										<b>P.V.</b>				

**ACABAMENTO DA SUPERFÍCIE**  
SURFACE FINISHING**Pavimento**  
Floor Tiles**Revestimento**  
Wall Tiles**Retificados**  
Rectified**Não Retificados**  
Non Rectified**Ingelivo**  
Frost Resistant**Brilhante**  
Glossy**NAT** Natural  
Natural**AD** Antiderrapante  
Slip-Resistant**Mais informação técnica: página 480**  
More technical information: page 480



# CEPPO DI GRE STONE

**4** CORES  
COLOURS

**3** FORMATOS PAVIMENTO  
FLOOR TILES SIZES

**2** ACABAMENTOS  
FINISHES

**Reprodução cerâmica de uma pedra italiana estimada por todos devido à sua originalidade, complexidade, elegância e requinte.**

Ceramic reproduction of the widely loved Italian stone, due to its originality, complexity, elegance, and refinement.

# CEPPO DI GRE STONE





CEPPO DI GRE STONE | BRANCO WHITE | 30x60 cm 12"x24" | 8996

# CEPPO DI GRE STONE



CEPPO DI GRE STONE | BRANCO WHITE | 60x120 cm RTF 24"x47" RTF | 8996




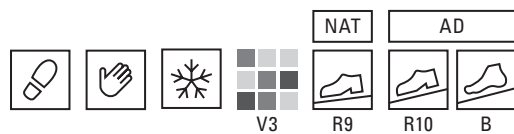
CEPPPO DI GRE STONE | BEGE BEIGE | 60x60 cm 24"x24" | 8997



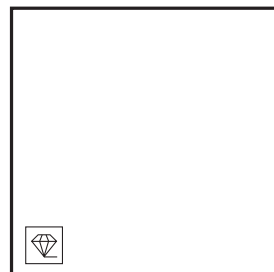
CEPPPO DI GRE  
STONE

CEPPPO DI GRE STONE | BEGE BEIGE | 60x120 cm RTF 24"x47" RTF | 8997


STONE EFFECT



60x120 cm RTF 24"x47" RTF  
9 mm 0.35 in



60x60 cm RTF 24"x24" RTF  
8 mm 0.32 in



30x60 cm RTF 12"x24" RTF  
8 mm 0.32 in

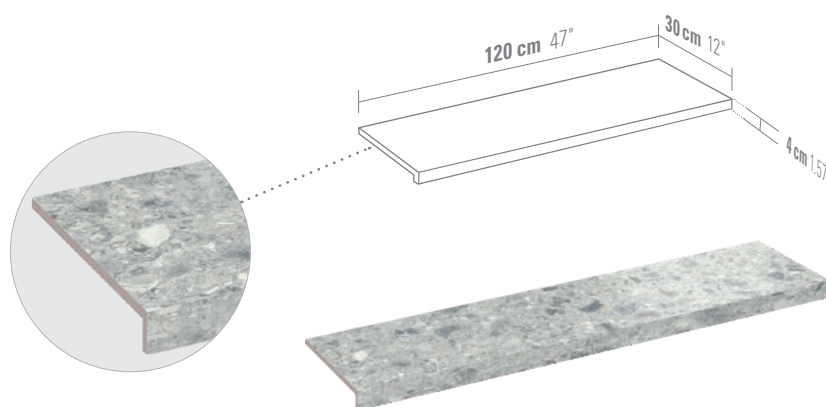
		60x120 RTF	60x120 RTF AD	60x60 RTF	60x60 RTF AD	30x60 RTF	30x60 RTF AD
BRANCO WHITE	5	8996	8996	8996	8996	8996	8996
BEGE BEIGE	5	8997	8997	8997	8997	8997	8997
CINZA GREY	4	8998	8998	8998	8998	8998	8998
ANTRACITE ANTHRACITE	3	8999	8999	8999	8999	8999	8999

RODAPÉ BULLNOSE



8x120 cm RTF ROD 3.15"x47" RTF ROD 9 mm 0.35 in  
8x60 cm RTF ROD 3.15"x24" RTF ROD 8 mm 0.32 in

PEÇA DEGRAU LINEAR STEP TREAD



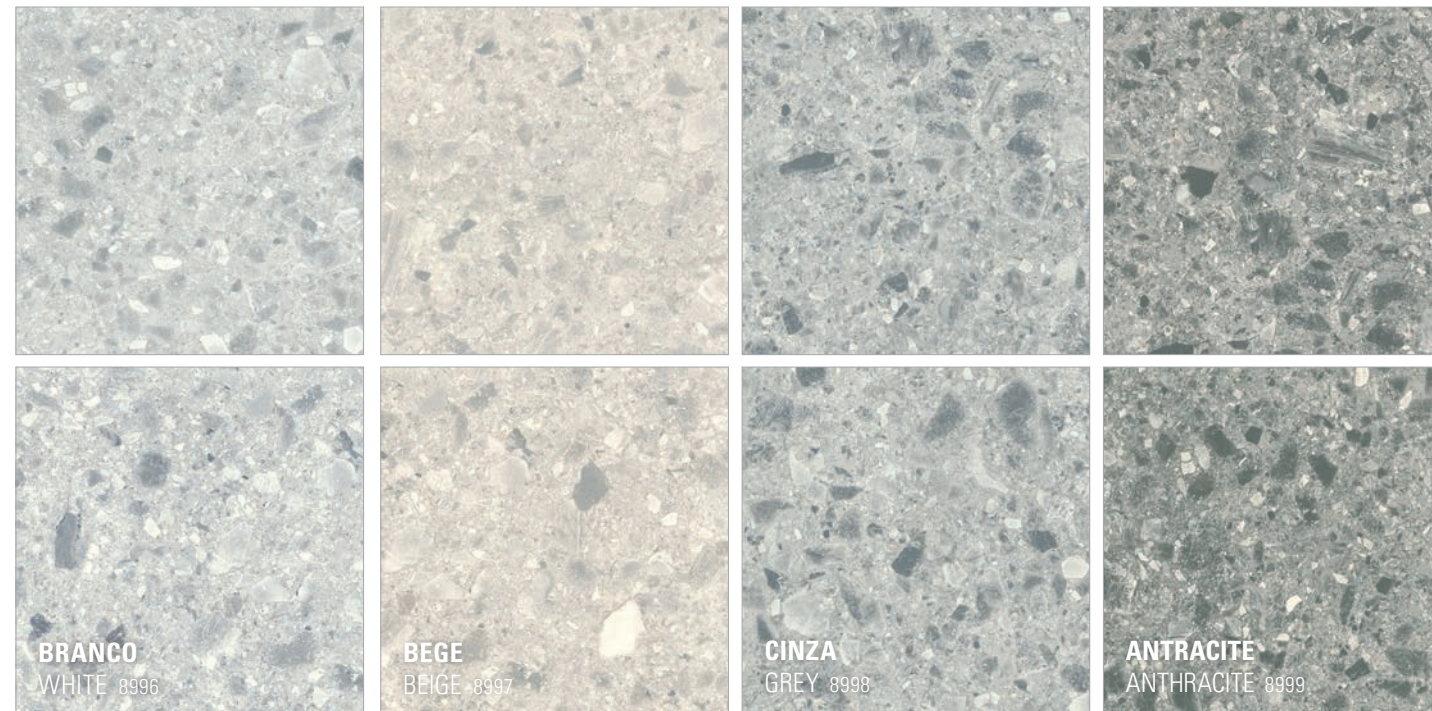
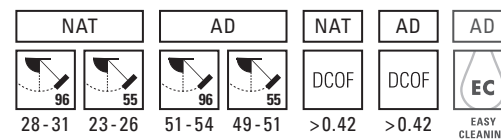
30 x 120 cm RTF PDL 12"x47" RTF PDL 9 mm 0.35 in  
30 x 120 cm RTF PDL AD 12"x47" RTF PDL AD 9 mm 0.35 in  
30x60 cm RTF PDL 12"x24" RTF PDL 8 mm 0.32 in  
30x60 cm RTF PDL AD 12"x24" RTF PDL AD 8 mm 0.32 in

RTF = Retificado  
RTF = Rectified

AD = Antiderrapante  
AD = Slip-Resistant

PDL = Peça Degrau Linear  
PDL = Step Tread

CEPPO DI GRE STONE



Formato Size	Caixa Box			Paleta Pallet				
	Pcs. Stk.	m <sup>2</sup> / m	kg	Caixa / Paleta	m <sup>2</sup>	Net. kg	Brut. kg	cm
				Box / Pallet				
60x120x0,9 cm RTF 598x1198 mm	2	1,4400 m <sup>2</sup>	27,67	33	47,5200	913	938	120x80x75
60x60x0,8 cm RTF 598x598 mm	4	1,4400 m <sup>2</sup>	25,92	32	46,0800	829	854	120x80x74
30x60x0,8 cm RTF 298x598 mm	7	1,2600 m <sup>2</sup>	22,30	40	50,4000	892	917	120x80x75
<b>Peça Degrau Linear Step Tread</b>								
30x120x0,9 cm RTF PDL	2	0,8160 m <sup>2</sup>	13,45					
30x60x0,8 cm RTF PDL	2	0,4080 m <sup>2</sup>	7,10					
<b>Rodapé Bullnose</b>								
8x120x0,9 cm RTF ROD	10	12,00 m	18,02					
8x60x0,8 cm RTF ROD	22	13,20 m	19,61					





# KINGSTONE

**4** CORES  
COLOURS

**3** FORMATOS PAVIMENTO  
FLOOR TILES SIZES

**2** ACABAMENTOS  
FINISHES

**3** MOSAICOS  
MOSAICS

**O equilíbrio perfeito e natural  
entre a praticidade e a emoção,  
a funcionalidade e o hedonismo.**

Nature's perfect balance between  
practicality and emotion, functionality,  
and hedonism.

# KINGSTONE



**KINGSTONE | BRANCO WHITE | 60x120 cm RTF 24"x47" RTF | 9430**  
**KINGSTONE | BRANCO WHITE | 60x60 cm RTF 24"x24" RTF | 9430**  
**KINGSTONE | BRANCO WHITE | MOSAICO MOSAIC · 36 | 33x33 cm 13"x13" | 9430/640**



KINGSTONE | AREIA SAND | 60x60 cm · 30x60 cm 24"x24" · 12"x24" | 9431



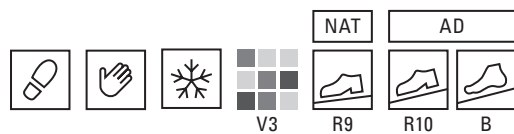
KINGSTONE

KINGSTONE | AREIA SAND | 60x60 cm RTF 24"x24" RTF | 9431

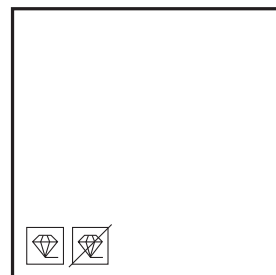
KINGSTONE




STONE EFFECT



60x120 cm 24"x47"  
9 mm 0.35 in



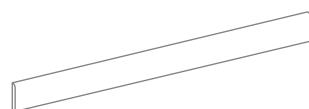
60x60 cm 24"x24"  
8 mm 0.32 in



30x60 cm 12"x24"  
8 mm 0.32 in

Retificados Rectified	60x120 RTF 60x120 RTF AD		60x60 RTF 60x60 RTF AD		30x60 RTF 30x60 RTF AD	
Não Retificados Non Rectified	-	-	60x60	60x60 AD	30x60	30x60 AD
BRANCO WHITE	9430	9430	9430	9430	9430	9430
AREIA SAND	9431	9431	9431	9431	9431	9431
CINZA CLARO LIGHTGREY	9432	9432	9432	9432	9432	9432
NOZ NUT	9433	9433	9433	9433	9433	9433
	ATÉ 7 VARIAÇÕES GRÁFICAS UP TO 7 GRAPHIC VARIATIONS		ATÉ 14 VARIAÇÕES GRÁFICAS UP TO 14 GRAPHIC VARIATIONS		ATÉ 28 VARIAÇÕES GRÁFICAS UP TO 28 GRAPHIC VARIATIONS	

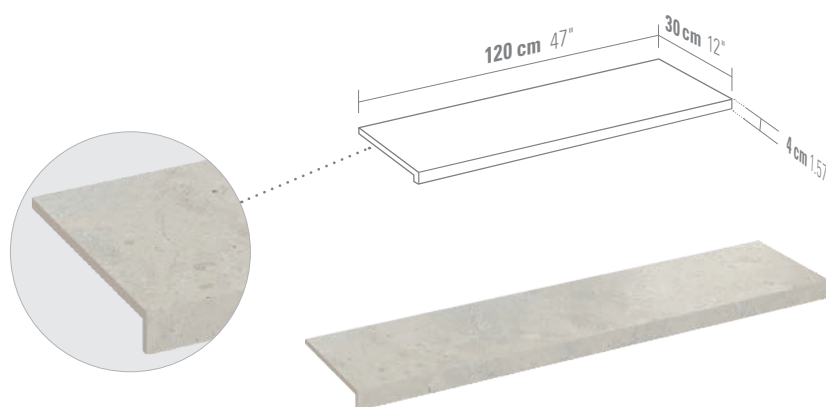
RODAPÉ  
BULLNOSE



- 8x120cm RTF ROD 3.15"x47" RTF ROD 9 mm 0.35 in
- 8x60 cm RTF ROD 3.15"x24" RTF ROD 8 mm 0.32 in
- 8x60 cm ROD 3.15"x24" ROD 8 mm 0.32 in

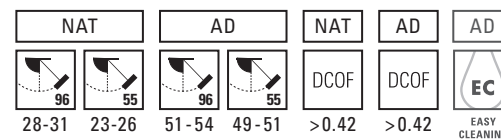
PEÇA DEGRAU LINEAR  
STEP TREAD

- 30x120cm RTF PDL 12"x47" RTF PDL 9 mm 0.35 in
- 30x120cm RTF PDL AD 12"x47" RTF PDL AD 9 mm 0.35 in
- 30x60cm RTF PDL 12"x24" RTF PDL 8 mm 0.32 in
- 30x60cm RTF PDL AD 12"x24" RTF PDL AD 8 mm 0.32 in
- 30x60cm PDL 12"x24" PDL 8 mm 0.32 in
- 30x60cm PDL AD 12"x24" PDL AD 8 mm 0.32 in



RTF = Retificado RTF = Rectified  
AD = Antiderrapante AD = Slip-Resistant  
PDL = Peça Degrau Linear PDL = Step Tread


KINGSTONE




BRANCO  
WHITE 9430



CINZA CLARO  
LIGHT GREY 9432




AREIA  
SAND 9431



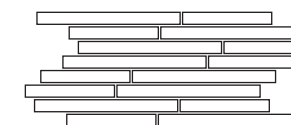
NOZ  
NUT 9433

MOSAICO 36  
MOSAIC 36



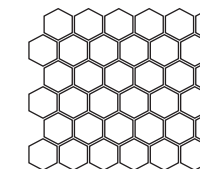
33x33 cm 13"x13"  
8 mm 0.32 in  
\*\*\*\*/640

MOSAICO MURETO 16  
MOSAIC MURETO 16



24x49 cm 9"x19"  
8 mm 0.32 in  
\*\*\*\*/016

MOSAICO HEX REGULAR  
MOSAIC HEX REGULAR



33x30 cm 13"x12"  
8 mm 0.32 in  
\*\*\*\*/720

EMBALAGENS E PESOS \ PACKING AND WEIGHTS

EMB001 Rev 91/1122

Formato Size	Caixa Box			Paleta Pallet				
	Pcs. Stk.	m <sup>2</sup> / m	kg	Caixa / Paleta Box / Pallet	m <sup>2</sup>	Net. kg	Brut. kg	cm
60x120x0,9 cm RTF 598x1198 mm	2	1,4400 m <sup>2</sup>	27,67	33	47,5200	913	938	120x80x75
60x60x0,8 cm RTF 598x598 mm	4	1,4400 m <sup>2</sup>	25,92	32	46,0800	829	854	120x80x74
30x60x0,8 cm RTF 298x598 mm	7	1,2600 m <sup>2</sup>	22,30	40	50,4000	892	917	120x80x75
60x60x0,8 cm	4	1,4400 m <sup>2</sup>	24,94	32	46,0800	798	823	120x80x74
30x60x0,8 cm	7	1,2600 m <sup>2</sup>	21,79	40	50,4000	872	897	120x80x75
Mosaico 36 Mosaic 36	9	0,9801 m <sup>2</sup>	16,60					
Mosaico Mureto 16 Mosaic Mureto 16	7	0,8232 m <sup>2</sup>	13,90					
Mosaico Hex Regular Mosaic Hex Regular	9	0,814 m <sup>2</sup>	12,50					
Peça Degrau Linear Step Tread	2	0,8160 m <sup>2</sup>	13,45					
	2	0,4080 m <sup>2</sup>	7,10					
	2	0,4080 m <sup>2</sup>	7,10					
Rodapé Bullnose	10	12,0000 m	18,02					
	22	13,2000 m	19,61					
	22	13,2000 m	19,265					



IMAGINE SOUL | CAFÉ COFFEE | 16x99 cm RTF 6'x39" RTF | 9103  
 MERCURY | BRANCO WHITE | 24,5x99 cm RTF - 16x99 cm RTF 10'x39" RTF - 6'x39" RTF | 9143  
 MERCURY | ANTRACITE ANTHRACITE | 49x99 cm RTF 19'x39" RTF | 9146

# MERCURY

**5** CORES  
COLOURS

**4** FORMATOS PAVIMENTO  
FLOOR TILES SIZES

**2** MOSAICOS  
MOSAICS

**Uma nova abordagem apelativa  
da rocha metamórfica  
com xistosidade!**

An appealing new take  
on the metamorphic shale rock!

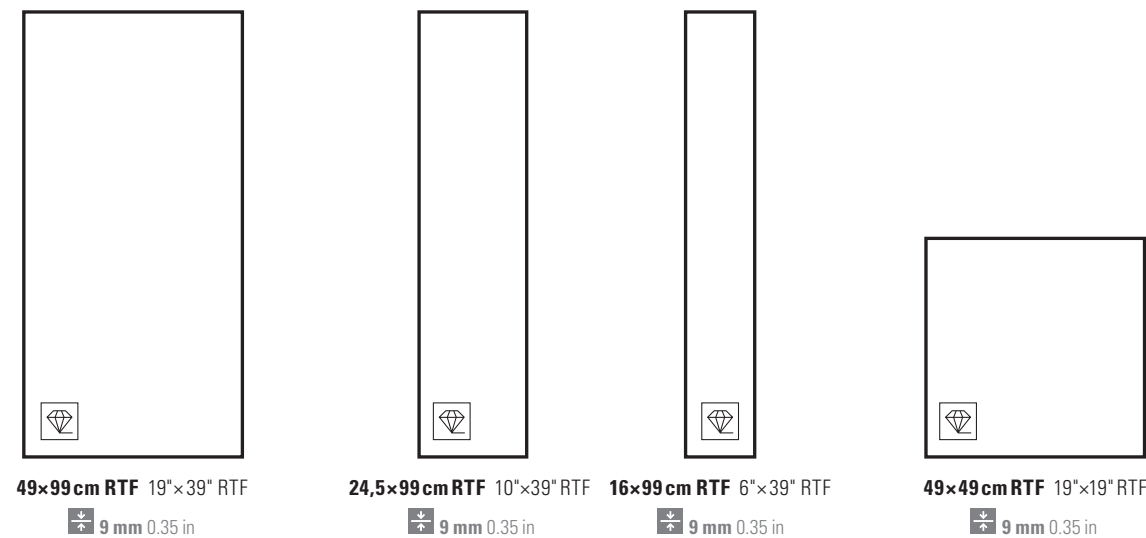
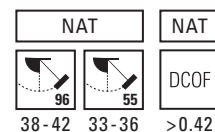
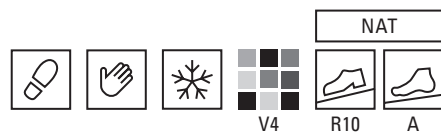


MERCURY | INDIAN INDIAN | 49x99cm RTF 19" x39" RTF | 9147



MERCURY | INDIAN INDIAN | Mosaico Mosaic - Mureto 16 | 24x49cm 9"x19" | 9147/016  
 MERCURY | INDIAN INDIAN | 49x99cm RTF · 49x49cm RTF 19"x39" RTF · 19"x19" RTF | 9147

STONE EFFECT



	<b>49x99 cm RTF</b> 19"x39" RTF 9 mm 0.35 in	<b>24,5x99 cm RTF</b> 10"x39" RTF 9 mm 0.35 in	<b>16x99 cm RTF</b> 6"x39" RTF 9 mm 0.35 in	<b>49x49 cm RTF</b> 19"x19" RTF 9 mm 0.35 in
<b>BRANCO</b> WHITE	9143	9143	9143	9143
<b>CINZA</b> GREY	9144	9144	9144	9144
<b>TORTORA</b> TORTORA	9145	9145	9145	9145
<b>ANTRACITE</b> ANTHRACITE	9146	9146	9146	9146
<b>INDIAN</b> INDIAN	9147	9147	9147	9147
<b>VARIAÇÕES GRÁFICAS:</b> GRAPHIC VARIATIONS:	<b>ATÉ 10</b> UP TO 10	<b>ATÉ 20</b> UP TO 20	<b>ATÉ 30</b> UP TO 30	<b>ATÉ 20</b> UP TO 20

# MERCURY



**MOSAICO 36**  
MOSAIC 36

**33x33 cm** 13"x13"  
9 mm 0.35 in

\*\*\*\*/640

**MOSAICO MURETO 16**  
MOSAIC MURETO 16

**24x49 cm** 9"x19"  
9 mm 0.35 in

\*\*\*\*/016

**ESCADA**  
STEP TREAD

**33x49 cm RTF ESC** 13"x19" RTF ESC  
9 mm 0.35 in

**RODAPÉ**  
BULLNOSE

**8x99cm RTFROD** 3.15"x39" RTFROD  
**8x49cm RTFROD** 3.15"x19" RTF ROD  
9 mm 0.35 in

EMBALAGENS E PESOS \ PACKING AND WEIGHTS		EMB001 Rev 91/1122						
Formato Size	Caixa Box			Paleta Pallet				
	Pcs. Stk.	m <sup>2</sup> / m	kg	Caixa / Paleta Box / Pallet	m <sup>2</sup>	Net. kg	Brut. kg	cm
49x99x0,9 cm RTF 493x987 mm	3	1,4553 m <sup>2</sup>	27,04	32	46,5696	865	890	120x100x64
24,5x99x0,9 cm RTF 246x987 mm	5	1,2128 m <sup>2</sup>	22,50	42	50,9376	945	970	120x100x62
16x99x0,9 cm RTF 160x987 mm	7	1,1088 m <sup>2</sup>	20,48	48	53,2224	983	1.008	120x100x63
49x49x0,9 cm RTF 493x493 mm	5	1,2005 m <sup>2</sup>	22,51	40	48,0200	900	925	120x100x64
<b>Mosaico 36</b> Mosaic 36	33x33x0,9 cm	9	0,9801 m <sup>2</sup>	18,54				
<b>Mosaico Mureto 16</b> Mosaic Mureto 16	24x49x0,9 cm	7	0,8232 m <sup>2</sup>	16,23				
<b>Escada</b> Step Tread	33x49x0,9 cm RTF ESC	6	2,9400 m	20,41				
<b>Rodapé</b> Bullnose	8x99x0,9 cm RTF ROD	14	13,8600 m	21,48				
	8x49x0,9 cm RTF ROD	26	12,7400 m	19,90				





# INDUSTRIAL STONE

**4** CORES  
COLOURS

**2** FORMATOS PAVIMENTO  
FLOOR TILES SIZES

**2** ACABAMENTOS  
FINISHES

**3** MOSAICOS  
MOSAICS

**Um estilo minimal de envolvente  
contemporânea para espaços  
acolhedores e evocativos!**

A minimal style with a contemporary  
allure, for welcoming and evocative  
living spaces!



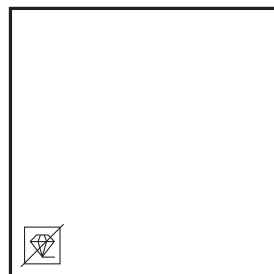
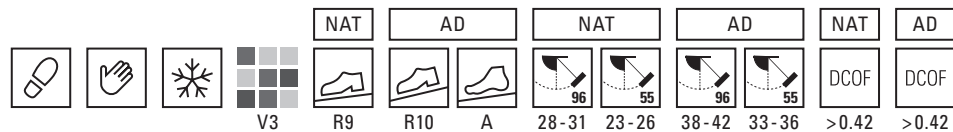
INDUSTRIAL STONE | CINZA GREY | 30x60 cm 12"x24" | 9242



# INDUSTRIAL STONE

INDUSTRIAL STONE | CINZA GREY | 60x60 AD · 30x60 AD cm 24"x24" AD · 12"x24" AD | 9242  
 INDUSTRIAL STONE | CINZA GREY | Mosaico Bloco Mosaic Block · 12 | 27x30 cm 11"x12" | 9242/412

STONE EFFECT



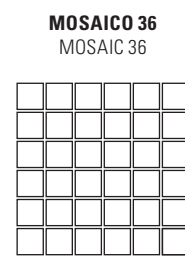
60x60 cm 24"x24"  
± 8 mm 0.32 in



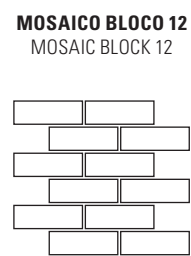
30x60 cm 12"x24"  
± 8 mm 0.32 in

		60x60	60x60 AD	30x60	30x60 AD
BRANCO WHITE	5	9240	9240	9240	9240
GRÈGE GRÈGE	5	9241	9241	9241	9241
CINZA GREY	5	9242	9242	9242	9242
ANTRACITE ANTHRACITE	4	9243	9243	9243	9243

VARIações GRÁFICAS: GRAPHIC VARIATIONS: ATÉ 12 UP TO 12 ATÉ 48 UP TO 48




MOSAICO 36  
MOSAIC 36  
33x33 cm 13"x13"  
± 8 mm 0.32 in



MOSAICO BLOCO 12  
MOSAIC BLOCK 12  
27x30 cm 11"x12"  
± 8 mm 0.32 in



MOSAICO MURETO 16  
MOSAIC MURETO 16  
24x49 cm 9"x19"  
± 8 mm 0.32 in



RODAPÉ BULLNOSE  
8x60 cm ROD 3.15"x24" ROD  
8x30 cm ROD 3.15"x12" ROD  
± 8 mm 0.32 in



AD = Antiderrapante  
AD = Slip-Resistant

INDUSTRIAL STONE



INDUSTRIAL STONE | ANTRACITE ANTHRACITE | 60x60 cm 24"x24" | 9243

EMBALAGENS E PESOS \ PACKING AND WEIGHTS		EMB001 Rev 91/1122							
Formato Size	Caixa Box			Paleta Pallet					
	Pcs. Stk.	m <sup>2</sup> / m	kg	Caixa / Paleta Box / Pallet	m <sup>2</sup>	Net. kg	Brut. kg	cm	
60x60x0,8 cm	4	1,4400 m <sup>2</sup>	24,94	32	46,0800	798	823	120x80x74	
30x60x0,8 cm	7	1,2600 m <sup>2</sup>	21,79	40	50,4000	872	897	120x80x75	
Mosaico 36 Mosaic 36	9	0,9801 m <sup>2</sup>	16,60						
Mosaico Bloco 12 Mosaic Block 12	9	0,729 m <sup>2</sup>	11,20						
Mosaico Mureto 16 Mosaic Mureto 16	7	0,8232 m <sup>2</sup>	16,36						
Rodapé Bullnose	22	13,20 m	19,265						
	36	10,80 m	16,20						



# SALT

**4** CORES  
COLOURS

**3** FORMATOS REVESTIMENTO  
FLOOR TILES SIZES

**2** ESTRUTURAS  
STRUCTURES

**2** FORMATOS PAVIMENTO  
FLOOR TILES SIZES

**4** MOSAICOS  
MOSAICS

**Um gracioso fundo claro  
levemente recortado por finos veios  
e largas lascas brancas.**

A soft background light,  
cut out by delicate veins  
and large white fragments.



SALT



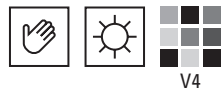
SALT | OSSO BONE | Mosaico Mosaic Peacock | 27x29 cm 11"x12" | 8901/604



SALT

SALT | OSSO BONE | M25x55 cm 10"x22" | 6201  
 SALT | OSSO BONE | Mosaico Mosaic Peacock | 27x29 cm 11"x12" | 8901/604  
 TIMBER | MEL HONEY | 20x120 cm 8"x47" | 9413

**STONE**  
EFFECT



**M 25 x 75 cm** 10" x 30"  
± 9 mm 0.35 in



**M 25 x 55 cm** 10" x 22"  
± 8 mm 0.32 in



**M 10 x 30 cm** 4" x 12"  
± 8 mm 0.32 in

<b>BRANCO</b> WHITE	6200	6200	6200
<b>OSSO</b> BONE	6201	6201	6201
<b>CINZA</b> GREY	6202	6202	6202
<b>AZUL</b> BLUE	6204	6204	6204
	12 VARIAÇÕES GRÁFICAS 12 GRAPHIC VARIATIONS	12 VARIAÇÕES GRÁFICAS 12 GRAPHIC VARIATIONS	

**RAZOR**

**M 25 x 75 cm** 10" x 30"



\*\*\*\*/300

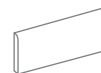
**ONDA**

**M 25 x 55 cm** 10" x 22"





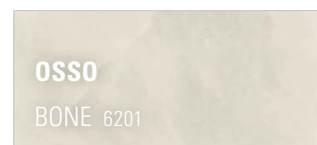
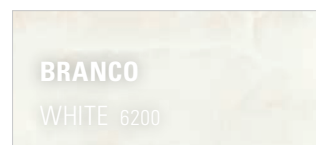
\*\*\*\*/500

**RODAPÉ**  
BULLNOSE



**7,5 x 25 cm** 3" x 10"  
± 8 mm 0.32 in

\*\*\*\*/050



EMBALAGENS E PESOS PACKING AND WEIGHTS		EMB001 Rev 91/1122							
Formato Size	Caixa Box			Paleta Pallet					
	Pcs. Stk.	m <sup>2</sup> / m	kg	Caixa / Paleta Box / Pallet	m <sup>2</sup>	Net. kg	Brut. kg	cm	
<b>REVESTIMENTO WALL TILES</b>									
M 25 x 75 x 0,9 cm	7	1,3125 m <sup>2</sup>	21,00	42	55,125	882	907	120 x 80 x 90	
M 25 x 55 x 0,8 cm	10	1,3750 m <sup>2</sup>	18,29	48	66,0000	878	903	120 x 80 x 90	
M 10 x 30 x 0,8 cm	30	0,9000 m <sup>2</sup>	11,52	88	79,2000	1.014	1.039	120 x 80 x 93	
<b>Razor</b>	M 25 x 75 x 0,9 cm	7	1,3125 m <sup>2</sup>	21,00					
<b>Onda</b>	M 25 x 55 x 0,8 cm	10	1,3750 m <sup>2</sup>	18,90					
<b>Rodapé Bullnose</b>	7,5 x 25 x 0,8 cm	44	11,0000 m	11,04					


**SALT**



STONE EFFECT



**30x60 cm RTF** 12"x24" RTF  
8 mm 0.32 in




**30x60 cm** 12"x24"  
8 mm 0.32 in

<b>BRANCO</b> WHITE	8900	8900
<b>OSSO</b> BONE	8901	8901
<b>CINZA</b> GREY	8902	8902
<b>AZUL</b> BLUE	8903	8903

ATÉ 24 VARIAÇÕES GRÁFICAS  
UP TO 24 GRAPHIC VARIATIONS

ATÉ 24 VARIAÇÕES GRÁFICAS  
UP TO 24 GRAPHIC VARIATIONS

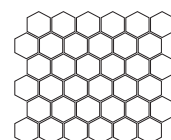
**MOSAICO 36**  
MOSAIC 36



**33x33 cm** 13"x13"  
8 mm 0.32 in

\*\*\*\*/640


**MOSAICO HEX REGULAR**  
MOSAIC HEX REGULAR



**33x30 cm** 13"x12"  
8 mm 0.32 in

\*\*\*\*/720

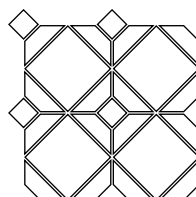
**MOSAICO PEACOCK**  
MOSAIC PEACOCK



**27x29 cm** 11"x12"  
8 mm 0.32 in

\*\*\*\*/604

**MOSAICO METRICS**  
MOSAIC METRICS



**29x29 cm** 12"x12"  
8 mm 0.32 in

\*\*\*\*/624

**RODAPÉ**  
BULLNOSE



**8x60 cm RTF ROD** 3.15"x24" RTF ROD  
**8x60 cm ROD** 3.15"x24" ROD  
8 mm 0.32 in

**BRANCO**

WHITE 8900

**OSSO**

BONE 8901

**CINZA**

GREY 8902

**AZUL**

BLUE 8903

RTF = Retificado  
RTF = Rectified

SALT



SALT | CINZA GREY | 30x60 cm 12"x24" | 8902

EMBALAGENS E PESOS \ PACKING AND WEIGHTS

EMB001 Rev 92/1122

Formato Size	Caixa Box			Paleta Pallet				
	Pcs. Stk.	m <sup>2</sup> / m	kg	Caixa / Paleta Box / Pallet	m <sup>2</sup>	Net. kg	Brut. kg	cm
30x60x0,8 cm RTF 298x598 mm	7	1,2600 m <sup>2</sup>	22,30	40	50,4000	892	917	120x80x75
30x60x0,8 cm	7	1,2600 m <sup>2</sup>	21,79	40	50,4000	872	897	120x80x75
<b>Mosaico 36</b> Mosaic 36	9	0,9801 m <sup>2</sup>	16,60					
<b>Mosaico HEX Regular</b> Mosaic HEX Regular	9	0,8140 m <sup>2</sup>	12,50					
<b>Mosaico Peacock</b> Mosaic Peacock	11	0,4642 m <sup>2</sup>	7,90					
<b>Mosaico Metrics</b> Mosaic Metrics	9	0,7668 m <sup>2</sup>	12,13					
<b>Rodapé</b> Bullnose	22	13,2000 m	19,61					
	22	13,2000 m	19,265					





# SPLASH SLATE

**5** CORES  
COLOURS

**2** FORMATOS PAVIMENTO  
FLOOR TILES SIZES

**Design elegante, forte e original,  
com um apelo intemporal.**

An elegant but strong,  
original design with timeless appeal.



SPLASH - SLATE

SPLASH | SLATE | GRÈGE GRÈGE | 15x15 cm 6"x6" | 9441  
 SPLASH | SLATE | GRÈGE GRÈGE | 30x60 cm AD 12"x24" AD | 9441

STONE EFFECT   MIX & MATCH   V4   R9   R10   B   NAT   AD   NAT   AD   NAT   AD   AD   DCOF >0.42   DCOF >0.42   EC EASY CLEANING









**30x60 cm** 12"x24"  
8 mm 0.32 in



**15x15 cm** 6"x6"  
7 mm 0.28 in

	30x60	30x60 AD	15x15	15x15 AD
<b>BRANCO</b> WHITE	4	9440	9440	9440
<b>GRÈGE</b> GRÈGE	4	9441	9441	9441
<b>INDIAN</b> INDIAN	3	9443	9443	9443
<b>AZUL</b> BLUE	3	9444	9444	9444
<b>MIX</b> MIX	-	-	9445	9445
<b>VARIÇÕES GRÁFICAS:</b> GRAPHIC VARIATIONS:	ATÉ 10 UP TO 10		ATÉ 36 UP TO 36	



6% BRANCO WHITE | 26% GRÈGE GRÈGE  
34% INDIAN INDIAN | 34% AZUL BLUE

EMBALAGENS E PESOS \ PACKING AND WEIGHTS EMB001 Rev 91/1122

Formato Size	Caixa Box			Paleta Pallet				
	Pcs. Stk.	m <sup>2</sup> / m	kg	Caixa / Paleta Box / Pallet	m <sup>2</sup>	Net. kg	Brut. kg	cm
30x60x0,8 cm	7	1,2600 m <sup>2</sup>	21,79	40	50,4000	872	897	120x80x75
15x15x0,7 cm	36	0,8100 m <sup>2</sup>	11,95	80	64,8000	956	981	120x80x75

AD = Antiderrapante  
AD = Slip-Resistant

# SPLASH-SLATE



SPLASH | SLATE | MIX MIX | 15x15 cm 6"x6" | 9445

TIMBER DECK | MEL HONEY | 20x120 cm AD 8"x47" AD | 9435

TIMBER DECK | MEL HONEY | Peça Degrau Linear Step Tread | 20x120 cm PDL AD 8"x47" PDL AD | 9435

# ASSOUAN STONE

**3** CORES  
COLOURS

**1** FORMATO PAVIMENTO  
FLOOR TILE SIZES

**2** ACABAMENTOS  
FINISHES


A beleza e riqueza da verdadeira pedra natural.

The beauty and richness of the true natural stone.

STONE EFFECT

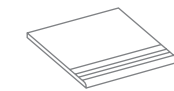
# ASSOUAN STONE

V3 NAT R11 C 26-29 19-21 57-63 52-57 >0.42 >0.42



M 50x50 cm 20"x20"  
8 mm 0.32 in

ESCADA  
STEP TREAD



50x50 ESC cm 20"x20" ESC  
8 mm 0.32 in

		M 50x50	M 50x50 AD
AREIA SAND	5	8602	8605
BEGE BEIGE	5	8603	8606
CINZA GREY	5	8604	8607

VARIAÇÕES GRÁFICAS: ATÉ 10  
GRAPHIC VARIATIONS: UP TO

50x50 ESC
8605
8606
8607



EMBALAGENS E PESOS \ PACKING AND WEIGHTS

EMB001 Rev 91/1122

Formato Size	Caixa Box			Paleta Pallet				
	Pcs. Stk.	m <sup>2</sup> / m	kg	Caixa / Paleta Box / Pallet	m <sup>2</sup>	Net. kg	Brut. kg	cm
M50x50x0,8 cm	5	1,2500 m <sup>2</sup>	21,65	44	55,0000	953	978	120x100x65
Escada Step Tread	4	2,0000 m	17,32					

AD = Antiderrapante  
AD = Slip-Resistant

STONE EFFECT



# HIGHLANDER


# HIGHLANDER

**2** CORES  
COLOURS

**1** FORMATO PAVIMENTO  
FLOOR TILES SIZE

Uma fusão de funcionalidade e simplicidade.

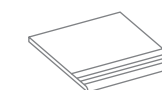
A fusion of functionality and simplicity.



**M50x50 cm** 20"x20"

8 mm 0.32 in

ESCADA  
STEP TREAD




**50x50 cm ESC** 20"x20" ESC

8 mm 0.32 in

<b>BEGE</b> BEIGE	5	8610
<b>ANTRACITE</b> ANTHRACITE	5	8612

8610
8612



EMBALAGENS E PESOS \ PACKING AND WEIGHTS

EMB001 Rev 92/1122

Formato Size	Caixa Box			Paleta Pallet				
	Pcs. Stk.	m <sup>2</sup> / m	kg	Caixa / Paleta Box / Pallet	m <sup>2</sup>	Net. kg	Brut. kg	cm
M50x50x0,8 cm	5	1,2500 m <sup>2</sup>	21,65	44	55,0000	953	978	120x100x65
Escada Step Tread	4	2,0000 m	17,32					

A.Z.

**AZULEJO DE PASTA BRANCA BICOZEDURA**  
 DOUBLE FIRED WHITE BODY WALL TILE

 FAÏENCE EN PÂTE BLANCHE BI-CUISSON  
 WEISS-SCHERBIGE ZWEIBRAND STEINGUTFLIESEN

P.V.

**PORCELANATO VIDRADO**  
 GLAZED PORCELAIN STONEWARE

 GRÈS CÉRAME ÉMAILLÉ  
 FEINSTEINZEUG GLASIERT

**30×90 RTF**  
 12"×35" RTF

**M 25×75**  
 10"×30"

**M 25×55**  
 10"×22"

**M 10×30**  
 4"×12"

 cm  
 in

 Espessura  
 Thickness
10 mm  
0.39 in9 mm  
0.35 in8 mm  
0.32 in8 mm  
0.32 in
**60×120 RTF**  
 24"×47" RTF

**58×118 RTF P**  
 23"×46" RTF P

**20×120 RTF**  
 8"×47" RTF

**60×60 RTF**  
 24"×24" RTF

**30×60 RTF**  
 12"×24" RTF

**60×60**  
 24"×24"

**30×60**  
 12"×24"

**M 30×30**  
 12"×12"

**M 10×30**  
 4"×12"


		10 mm 0.39 in	9 mm 0.35 in	8 mm 0.32 in	8 mm 0.32 in	9 mm 0.35 in	9 mm 0.35 in	9 mm 0.35 in	8 mm 0.32 in	8 mm 0.32 in	8 mm 0.32 in	8 mm 0.32 in	8 mm 0.32 in	8 mm 0.32 in
<b>CALACATTA ORO</b>	P. 124	A.Z.	A.Z.	A.Z.	A.Z.	P.V.	P.V.		P.V.		P.V.	P.V.	P.V.	P.V.
<b>CALACATTA WHITE</b>	P. 132			A.Z.	A.Z.							P.V.	P.V.	P.V.
<b>CALACATTA OCEANIC</b>	P. 136	A.Z.		A.Z.	A.Z.	P.V.	P.V.		P.V.		P.V.	P.V.	P.V.	P.V.
<b>COVELANO</b>	P. 142			A.Z.	A.Z.	P.V.	P.V.					P.V.	P.V.	P.V.
<b>STATUARIO SELECT</b>	P. 148	A.Z.	A.Z.	A.Z.	A.Z.	P.V.	P.V.		P.V.		P.V.	P.V.	P.V.	P.V.
<b>STATUARIO VENATO</b>	P. 156			A.Z.	A.Z.							P.V.	P.V.	P.V.
<b>TRAVERTINO ITALIANO</b>	P.160					P.V.	P.V.		P.V.	P.V.				
<b>TRAVERTINO CROSS CUT</b>	P. 170			A.Z.								P.V.	P.V.	P.V.
<b>ETERNAL BEAUTY</b>	P. 176	A.Z.		A.Z.	A.Z.	P.V.	P.V.		P.V.		P.V.	P.V.	P.V.	
<b>PALISSANDRO</b>	P. 182		A.Z.	A.Z.	A.Z.			P.V.		P.V.				
<b>AGATA</b>	P. 190	A.Z.		A.Z.	A.Z.						P.V.	P.V.	P.V.	P.V.
<b>DOLOMITE BIANCO</b>	P. 196	A.Z.	A.Z.	A.Z.	A.Z.				P.V.		P.V.	P.V.	P.V.	P.V.
<b>MARFIL</b>	P. 202	A.Z.	A.Z.	A.Z.	A.Z.						P.V.	P.V.	P.V.	P.V.
<b>ONYX WHITE CLOUD</b>	P. 208	A.Z.		A.Z.	A.Z.						P.V.	P.V.	P.V.	P.V.
<b>ONYX ONICE BIANCO</b>	P. 212	A.Z.	A.Z.	A.Z.	A.Z.				P.V.		P.V.	P.V.	P.V.	P.V.
<b>ONYX ÓNIX BRANCO</b>	P. 216	A.Z.		A.Z.	A.Z.						P.V.	P.V.	P.V.	P.V.
<b>AMANI</b>	P. 220			A.Z.								P.V.	P.V.	P.V.
<b>AMANI GREY</b>	P. 226		A.Z.	A.Z.								P.V.	P.V.	P.V.
<b>CARRARA BIANCO</b>	P. 228			A.Z.	A.Z.							P.V.	P.V.	P.V.
<b>SILK GEORGETTE</b>	P. 232			A.Z.								P.V.	P.V.	P.V.

SÉRIE COLLECTION	NOME de sistema System NAME	NOME MÁRMORE MARBLE NAME		SÉRIE COLLECTION	NOME de sistema System NAME	NOME MÁRMORE MARBLE NAME	
BERNINI	<b>CALACATTA ORO</b>	<b>CALACATTA ORO</b>	P. 124	GLAM	<b>AMANI GREY</b>	<b>AMANI GREY</b>	P. 226
BERNINI	<b>MARFIL</b>	<b>MARFIL</b>	P. 202	GLAM	<b>DOLOMITE BIANCO</b>	<b>DOLOMITE BIANCO</b>	P. 196
BERNINI	<b>STATUARIO</b>	<b>STATUARIO SELECT</b>	P. 148	GLAM	<b>ONICE BIANCO</b>	<b>ONYX ÓNICE BIANCO</b>	P. 212
CAVA	<b>BRANCO WHITE</b>	<b>STATUARIO VENATO</b>	P. 156	LUXURY	<b>CALACATTA ORO</b>	<b>CALACATTA ORO</b>	P. 124
CAVA	<b>CINZA GREY</b>	<b>CARRARA BIANCO</b>	P. 228	LUXURY	<b>MARFIL</b>	<b>MARFIL</b>	P. 202
CAVA	<b>COVELANO</b>	<b>COVELANO</b>	P. 142	LUXURY	<b>STATUARIO</b>	<b>STATUARIO SELECT</b>	P. 148
CAVA	<b>OURO GOLD</b>	<b>CALACATTA WHITE</b>	P. 132	MARBELLOUS	<b>CALACATTA ORO</b>	<b>CALACATTA ORO</b>	P. 124
FOSSIL	<b>(todas as cores all colours)</b>	<b>PALISSANDRO</b>	P. 182	MARBELLOUS	<b>DOLOMITE BIANCO</b>	<b>DOLOMITE BIANCO</b>	P. 196

SÉRIE COLLECTION	NOME de sistema System NAME	NOME MÁRMORE MARBLE NAME	
MARBELLOUS	<b>MARFIL</b>	<b>MARFIL</b>	P. 202
MARBELLOUS	<b>ONICE BIANCO</b>	<b>ONYX ÓNICE BIANCO</b>	P. 212
MARBELLOUS	<b>STATUARIO</b>	<b>STATUARIO SELECT</b>	P. 148
MARBLE X	<b>CALACATTA ORO</b>	<b>CALACATTA ORO</b>	P. 124
MARBLE X	<b>WHITE BEAUTY</b>	<b>ETERNAL BEAUTY</b>	P. 176
MARBLE X	<b>OCEANIC</b>	<b>CALACATTA OCEANIC</b>	P. 136
MARBLE X	<b>STATUARIO</b>	<b>STATUARIO SELECT</b>	P. 148
MARBLE X	<b>COVELANO</b>	<b>COVELANO</b>	P. 142

SÉRIE COLLECTION	NOME de sistema System NAME	NOME MÁRMORE MARBLE NAME	
PORTO	<b>(todas as cores all colours)</b>	<b>AMANI</b>	P. 220
PURE	<b>AGATA (all colours)</b>	<b>AGATA</b>	P. 190
PURE	<b>ÓNIX BRANCO (all colours)</b>	<b>ONYX ÓNIX BRANCO</b>	P. 126
SILK	<b>(all colours)</b>	<b>SILK GEORGETTE</b>	P. 232
SPLENDOR	<b>WHITE BEAUTY</b>	<b>ETERNAL BEAUTY</b>	P. 176
SPLENDOR	<b>OCEANIC</b>	<b>CALACATTA OCEANIC</b>	P. 136
SPLENDOR	<b>WHITE CLOUD</b>	<b>ONYX WHITE CLOUD</b>	P. 208
TIBUR	<b>(todas as cores all colours)</b>	<b>TRAVERTINO CROSS CUT</b>	P. 170
TIVOLI	<b>(todas as cores all colours)</b>	<b>TRAVERTINO ITALIANO</b>	P. 160

# MARBLE EFFECT

## ACABAMENTO DA SUPERFÍCIE SURFACE FINISHING


**Pavimento**  
 Floor Tiles

**Revestimento**  
 Wall Tiles

**Retificados**  
 Rectified

**Não Retificados**  
 Non Rectified

**Ingelivo**  
 Frost Resistant

**Brilhante**  
 Glossy

**NAT**  
 Natural

**AD**  
 Antiderrapante  
 Slip-Resistant

**Polido**  
 Polished

**Mais informação técnica: página 480**  
 More technical information: page 480



# CALACATTA ORO

**4** FORMATOS REVESTIMENTO  
WALL TILES SIZES

**5** ESTRUTURAS  
STRUCTURES

**7** FORMATOS PAVIMENTO  
FLOOR TILES SIZES

**3** ACABAMENTOS  
FINISHINGS

**4** MOSAICOS  
MOSAICS

**Inspiração e luxo intemporal!**

Timeless inspiration and luxury!

**MARBLE**  
EFFECT

COLEÇÕES COLLECTIONS  
LUXURY · MARBELLOUS



**30x90 cm RTF** 12"x35" RTF

± 10 mm 0.39 in

16052 **MARBELLOUS**

23 VARIAÇÕES GRÁFICAS  
23 GRAPHIC VARIATIONS



**30x90 cm RTF** 12"x35" RTF

± 10 mm 0.39 in

16052/450 **MISTRAL**  
**MARBELLOUS**



**30x90 cm RTF** 12"x35" RTF

± 10 mm 0.39 in

16052/550 **WIND**  
**MARBELLOUS**



**30x90 cm RTF** 12"x35" RTF

± 10 mm 0.39 in

16052/650 **LEAF**  
**MARBELLOUS**



**M25x75 cm** 10"x30"

± 9 mm 0.35 in

6091 **LUXURY**

21 VARIAÇÕES GRÁFICAS  
21 GRAPHIC VARIATIONS



**M25x75 cm** 10"x30"

± 9 mm 0.35 in

6091/300 **RAZOR**  
**LUXURY**



**M25x75 cm** 10"x30"

± 9 mm 0.35 in

6091/400 **WAVE**  
**LUXURY**




**M25x55 cm** 10"x22"

± 8 mm 0.32 in

6091 **LUXURY**

26 VARIAÇÕES GRÁFICAS  
26 GRAPHIC VARIATIONS



**M25x55 cm** 10"x22"

± 8 mm 0.32 in

6091/400 **WAVE**  
**LUXURY**



**M10x30 cm** 4"x12"

± 8 mm 0.32 in

16052 **MARBELLOUS**

ATÉ 40 VARIAÇÕES GRÁFICAS  
UP TO 40 GRAPHIC VARIATIONS



**RODAPÉ**  
BULLNOSE

**7,5x25 cm** 3"x10"

± 8 mm 0.32 in

6091/050 **LUXURY**

RTF = Retificado  
RTF = Rectified



**QUARTER ROUND**  
QUARTER ROUND

**3x25 cm** 1.18"x10"

± 8 mm 0.32 in

6091/090 **LUXURY**

**ÂNGULO QUARTER ROUND**  
QUARTER ROUND ANGLE

**3x3 cm** 1.18"x1.18"

± 8 mm 0.32 in

6091/090 **LUXURY**

# CALACATTA ORO




CALACATTA ORO | M25x55 cm 10"x22" | 6091



**MARBLE EFFECT**

COLEÇÕES COLLECTIONS  
BERNINI · LUXURY · MARBELLOUS · MARBLE X




**58x118 cm RTF P** 23"x46" RTF P

9 mm 0.35 in

8875

MARBLE X




**60x120 cm RTF** 24"x47" RTF

9 mm 0.35 in

8865

MARBLE X

12 VARIAÇÕES GRÁFICAS  
12 GRAPHIC VARIATIONS

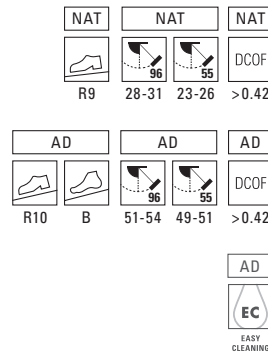


**60x120 cm RTF AD** 24"x47" RTF AD

9 mm 0.35 in

8865

MARBLE X



**MOSAICO 36**  
MOSAIC 36



**33x33 cm** 13"x13"

8 mm 0.32 in

NAT

LUXURY

8880/640

**MOSAICO HEX**  
MOSAIC HEX



**37x33 cm** 15"x13"


8 mm 0.32 in

NAT

BERNINI

8880/820

**MOSAICO HEX REGULAR**  
MOSAIC HEX REGULAR



**33x30 cm** 13"x12"

8 mm 0.32 in

NAT

8880/720

**MOSAICO BLOCO 12**  
MOSAIC BLOCK 12



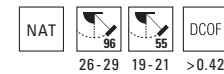
**27x30 cm** 11"x12"

8 mm 0.32 in

NAT

MARBELLOUS

9262/412




**60x60 cm RTF** 24"x24" RTF

8 mm 0.32 in

9262

MARBELLOUS

15 VARIAÇÕES GRÁFICAS  
15 GRAPHIC VARIATIONS




**60x60 cm** 24"x24"

8 mm 0.32 in

9262

MARBELLOUS




**30x60 cm** 12"x24"

8 mm 0.32 in

8880

BERNINI

22 VARIAÇÕES GRÁFICAS  
22 GRAPHIC VARIATIONS



**M30x30 cm** 12"x12"

8 mm 0.32 in

9262

MARBELLOUS

33 VARIAÇÕES GRÁFICAS  
33 GRAPHIC VARIATIONS



**M10x30 cm** 4"x12"

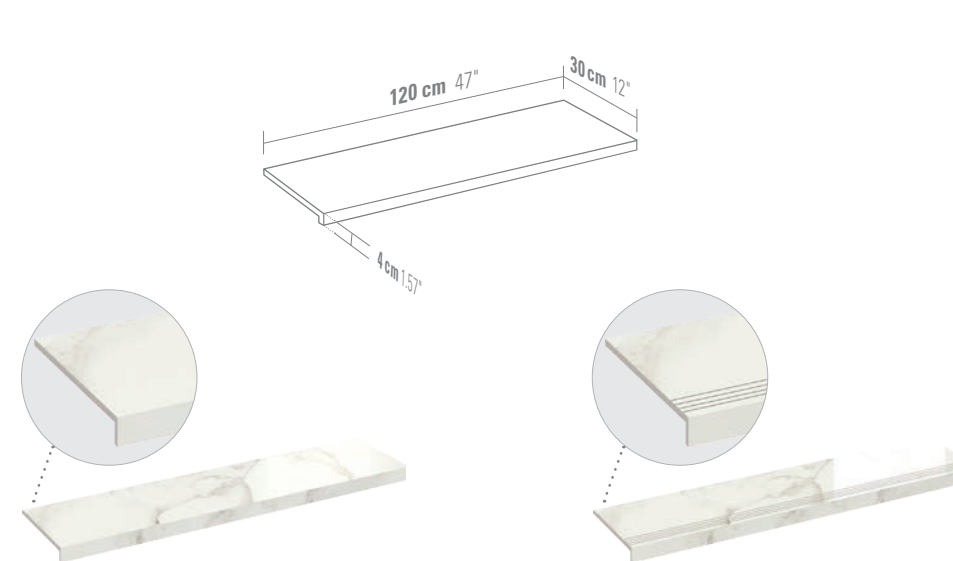
8 mm 0.32 in

8880

BERNINI

35 VARIAÇÕES GRÁFICAS  
35 GRAPHIC VARIATIONS

**PEÇA DEGRAU LINEAR**  
STEP TREAD



**30x120 cm RTF PDL**  
12"x47" RTF PDL

9 mm 0.35 in

8865

MARBLE X

**30x120 cm RTF PDL AD**  
12"x47" RTF PDL AD

9 mm 0.35 in

8865

**30x118 cm RTF PDL P**  
12"x46" RTF PDL P

9 mm 0.35 in

8875

MARBLE X

**RODAPÉ**  
BULLNOSE



**8x120 cm RTF ROD**  
3.15"x47" RTF ROD

9 mm 0.35 in

8865

MARBLE X

**8x118 cm RTF ROD P**  
3.15"x46" RTF ROD P

9 mm 0.35 in

8875

MARBLE X

**8x60 cm ROD**  
3.15"x24" ROD

8 mm 0.32 in

9262

MARBELLOUS

RTF = Retificado  
RTF = Rectified

AD = Antiderrapante  
AD = Slip-Resistant

P = Polido  
P = Polished

Nota: Podem existir diferenças de tonalidade entre o acabamento natural e o polido.  
Note: Shade variation may exist between natural and polished finish.

# CALACATTA ORO




**MARBLE**  
EFFECT


CALACATTA ORO | M25x55 cm 10"×22" | 6091  
CALACATTA ORO | Wave | M25x55 cm 10"×22" | 6091

**CALACATTA ORO**

**EMBALAGENS E PESOS** PACKING AND WEIGHTS

EMB001 Rev 91/1122

Formato Size	Caixa Box 			Paleta Pallet 				
	Pcs. Stk.	m <sup>2</sup> / m	kg	Caixa / Paleta Box / Pallet	m <sup>2</sup>	Net. kg	Brut. kg	cm 
<b>REVESTIMENTO WALL TILES</b>								
30×90×1 cm RTF 298×898 mm	4	1,0800 m <sup>2</sup>	19,25	48	51,8400	924	949	120×100×85
M 25×75×0,9 cm	7	1,3125 m <sup>2</sup>	21,00	42	55,125	882	907	120×80×90
M25×55×0,8 cm	10	1,3750 m <sup>2</sup>	18,29	48	66,0000	878	903	120×80×90
M 10×30×0,8 cm	30	0,9000 m <sup>2</sup>	11,52	88	79,2000	1.014	1.039	120×80×93
<b>Mistral · Wind · Leaf</b>	4	1,0800 m <sup>2</sup>	19,25					
<b>Razor · Wave</b>	7	1,3125 m <sup>2</sup>	21,00					
<b>Wave</b>	10	1,3750 m <sup>2</sup>	18,90					
<b>Rodapé Bullnose</b>	44	11,0000 m	11,04					
<b>Quarter Round</b> Quarter Round	12	3,0000 m	1,23					
<b>Ângulo Quarter Round</b> Q. R. Angle	4	-	0,07					
<b>PAVIMENTO FLOOR TILES</b>								
<b>Natural</b> Natural	2	1,4400 m <sup>2</sup>	27,67	33	47,5200	913	938	120×80×75
<b>Polido</b> Polished	2	1,3688 m <sup>2</sup>	26,30	33	45,1704	868	893	120×80×73
60×60×0,8 cm RTF 598×598 mm	4	1,4400 m <sup>2</sup>	25,92	32	46,0800	829	854	120×80×74
60×60×0,8 cm	4	1,4400 m <sup>2</sup>	24,94	32	46,0800	798	823	120×80×74
30×60×0,8 cm	7	1,2600 m <sup>2</sup>	21,79	40	50,4000	872	897	120×80×75
M30×30×0,8 cm	14	1,2600 m <sup>2</sup>	22,80	46	57,96	1.049	1.074	120×80×73
M 10×30×0,8 cm	42	1,2600 m <sup>2</sup>	20,93	48	60,4800	1.005	1.030	120×80×73
<b>Mosaico 36</b> Mosaic 36	9	0,9801 m <sup>2</sup>	16,60					
<b>Mosaico HEX</b> Mosaic HEX	11	1,3870 m <sup>2</sup>	13,20					
<b>Mosaico HEX Reg.</b> Mosaic HEX Reg.	9	0,8140 m <sup>2</sup>	12,50					
<b>Mosaico Bloco 12</b> Mosaic Block 12	9	0,7290 m <sup>2</sup>	11,20					
<b>Peça Degrau Linear</b> Step Tread	2	0,8160 m <sup>2</sup>	13,45					
30×118×0,9 cm RTF PDL P 298×1180mm	2	0,8030 m <sup>2</sup>	13,24					
8×120×0,9 cm RTF ROD 80×1198mm	10	12,0000 m	18,02					
<b>Rodapé Bullnose</b>	10	11,8000 m	17,80					
8×118×0,9 cm RTF ROD P 298×1180mm	10	11,8000 m	17,80					
8×60×0,8 cm ROD	22	13,2000 m	19,61					



# CALACATTA WHITE

**2** FORMATOS REVESTIMENTO  
WALL TILES SIZES

**2** ESTRUTURAS  
STRUCTURES

**3** FORMATOS PAVIMENTO  
FLOOR TILES SIZES

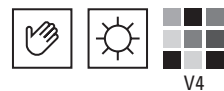
**3** MOSAICOS  
MOSAICS

**Um mármore repleto de riqueza gráfica,  
detalhes e belos tons dourados.**

A marble full of graphic richness,  
details and appealing golden tones.

**MARBLE EFFECT**

COLEÇÕES COLLECTIONS  
CAVA OURO GOLD



**M 25x55 cm** 10"x22"

8 mm 0.32 in

6147

CAVA

32 VARIAÇÕES GRÁFICAS  
32 GRAPHIC VARIATIONS



**M 25x55 cm** 10"x22"

8 mm 0.32 in

6147/500

**ONDA**

CAVA



**M 25x55 cm** 10"x22"

8 mm 0.32 in

6147/400

**WAVE**

CAVA

**RODAPÉ BULLNOSE**



**7,5x25 cm** 3"x10"

8 mm 0.32 in

6147/050

CAVA



**M 10x30 cm** 4"x12"

8 mm 0.32 in

6147

CAVA

105 VARIAÇÕES GRÁFICAS  
105 GRAPHIC VARIATIONS



CALACATTA WHITE | M 10x30 cm 4"x12" | 6147



# CALACATTA WHITE



**30x60 cm** 12"x24"

8 mm 0.32 in

9171

CAVA

22 VARIAÇÕES GRÁFICAS  
22 GRAPHIC VARIATIONS



**M 30x30 cm** 12"x12"

8 mm 0.32 in

9171

CAVA

41 VARIAÇÕES GRÁFICAS  
41 GRAPHIC VARIATIONS



**M 10x30 cm** 4"x12"

8 mm 0.32 in

9171

CAVA

105 VARIAÇÕES GRÁFICAS  
105 GRAPHIC VARIATIONS

**MOSAICO 36**  
MOSAIC 36



**33x33 cm** 13"x13"

8 mm 0.32 in

9171/640

**MOSAICO HEX REGULAR**  
MOSAIC HEX REGULAR




**33x30 cm** 13"x12"

8 mm 0.32 in

9171/720

**MOSAICO IRREGULAR**  
MOSAIC IRREGULAR



**30x30 cm** 12"x12"

8 mm 0.32 in

9171/920

**RODAPÉ BULLNOSE**



**M 10x30 cm** 4"x12"

8 mm 0.32 in

9171/050

CAVA

EMBALAGENS E PESOS \ PACKING AND WEIGHTS

EMB001 Rev 91/1122

Formato Size	Caixa Box			Paleta Pallet				
	Pcs. Stk.	m <sup>2</sup> / m	kg	Caixa / Paleta Box / Pallet	m <sup>2</sup>	Net. kg	Brut. kg	cm
<b>REVESTIMENTO WALL TILES</b>								
M25x55x0,8cm	10	1,3750 m <sup>2</sup>	18,29	48	66,0000	878	903	120x80x90
M10x30x0,8cm	30	0,9000 m <sup>2</sup>	11,52	88	79,2000	1.014	1.039	120x80x93
<b>Onda - Wave</b> M25x55x0,8 cm	10	1,3750 m <sup>2</sup>	18,90					
<b>Rodapé Bullnose</b> 7,5x25x0,8cm	44	11,0000 m	11,04					
<b>PAVIMENTO FLOOR TILES</b>								
<b>Natural</b> Natural 30x60x0,8 cm	7	1,2600 m <sup>2</sup>	21,79	40	50,4000	872	897	120x80x75
M30x30x0,8 cm	14	1,2600 m <sup>2</sup>	22,80	46	57,96	1.049	1.074	120x80x73
M10x30x0,8 cm	42	1,2600 m <sup>2</sup>	20,93	48	60,4800	1.005	1.030	120x80x73
<b>Mosaico 36</b> Mosaic 36 33x33x0,8 cm	9	0,9801 m <sup>2</sup>	16,60					
<b>Mosaico HEX Reg.</b> Mosaic HEX Reg. 33x30x0,8 cm	9	0,8140 m <sup>2</sup>	12,50					
<b>Mosaico Irregular</b> Mosaic Irregular 30x30x0,8 cm	10	0,9000 m <sup>2</sup>	16,00					
<b>Rodapé Bullnose</b> M10x30x0,8 cm	42	12,6000 m	23,00					



## CALACATTA OCEANIC

**3** FORMATOS REVESTIMENTO  
WALL TILES SIZES

**3** ESTRUTURAS  
STRUCTURES

**6** FORMATOS PAVIMENTO  
FLOOR TILES SIZES

**3** ACABAMENTOS  
FINISHINGS

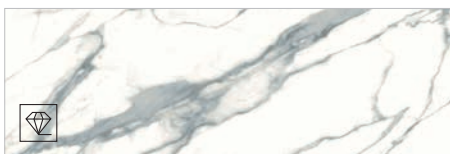
**2** MOSAICOS  
MOSAICS

**Um exótico mármore  
intensamente sulcado  
por esplêndidos veios azulados.**

An exotic marble  
intensely furrowed by splendid blue veins.

**MARBLE EFFECT**

COLEÇÕES COLLECTIONS  
**SPLENDOR OCEANIC**




**30×90 cm RTF 12"×35" RTF**

10 mm 0.39 in

16082 **SPLENDOR**


20 VARIACOES GRÁFICAS  
20 GRAPHIC VARIATIONS



**30×90 cm RTF 12"×35" RTF**

10 mm 0.39 in

**MISTRAL**  
16082/450 **SPLENDOR**



**30×90 cm RTF 12"×35" RTF**

10 mm 0.39 in

**LEAF**  
16082/650 **SPLENDOR**



**M25×55 cm 10"×22"**

8 mm 0.32 in

16082 **SPLENDOR**

20 VARIACOES GRÁFICAS  
20 GRAPHIC VARIATIONS



**M25×55 cm 10"×22"**

8 mm 0.32 in

**ONDA**  
16082/500 **SPLENDOR**



**M 10×30 cm 4"×12"**

8 mm 0.32 in

16082 **SPLENDOR**

60 VARIACOES GRÁFICAS  
60 GRAPHIC VARIATIONS

**RODAPÉ BULLNOSE**



**7,5×25 cm 3"×10"**

8 mm 0.32 in

16082/050 **SPLENDOR**

**EMBALAGENS E PESOS PACKING AND WEIGHTS**

EMB001 Rev 91/1122

Formato Size	Caixa Box			Paleta Pallet				
	Pcs. Stk.	m <sup>2</sup> / m	kg	Caixa / Paleta Box / Pallet	m <sup>2</sup>	Net. kg	Brut. kg	cm
<b>REVESTIMENTO WALL TILES</b>								
30×90×1 cm RTF 298×898 mm	4	1,0800 m <sup>2</sup>	19,25	48	51,8400	924	949	120×100×85
M25×55×0,8 cm	10	1,3750 m <sup>2</sup>	18,29	48	66,0000	878	903	120×80×90
M10×30×0,8 cm	30	0,9000 m <sup>2</sup>	11,52	88	79,2000	1.014	1.039	120×80×93
<b>Mistral · Wind · Leaf</b>								
30×90×1 cm RTF 298×898 mm	4	1,0800 m <sup>2</sup>	19,25					
<b>Onda</b>								
M25×55×0,8 cm	10	1,3750 m <sup>2</sup>	18,90					
<b>Rodapé Bullnose</b>								
7,5×25×0,8 cm	44	11,0000 m	11,04					

RTF = Retificado  
RTF = Rectified



# CALACATTA OCEANIC


**MARBLE EFFECT**

COLEÇÕES COLLECTIONS  
MARBLE X · SPLENDOR OCEANIC




**58x118 cm RTF P** 23"x46" RTF P  
9 mm 0.35 in

8876 MARBLE X




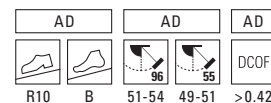
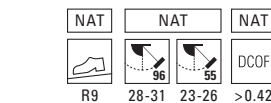
**60x120 cm RTF** 24"x47" RTF  
9 mm 0.35 in

8866 MARBLE X  
12 VARIAÇÕES GRÁFICAS  
12 GRAPHIC VARIATIONS



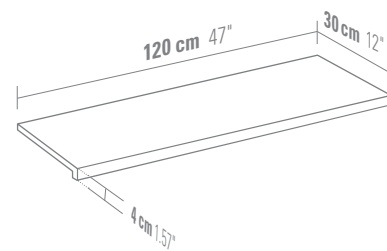


**60x120 cm RTF AD** 24"x47" RTF AD  
9 mm 0.35 in

8866 MARBLE X



**PEÇA DEGRAU LINEAR**  
STEP TREAD



**30x120 cm RTF PDL**  
12"x47" RTF PDL  
9 mm 0.35 in

8866 MARBLE X

**30x120 cm RTF PDL AD**  
12"x47" RTF PDL AD  
9 mm 0.35 in

8866 MARBLE X

**30x118 cm RTF PDL P**  
12"x46" RTF PDL P  
9 mm 0.35 in

8876 MARBLE X

**RODAPÉ**  
BULLNOSE



**8x120 cm RTF ROD**  
3.15"x47" RTF ROD  
9 mm 0.35 in

8866 MARBLE X

**8x118 cm RTF ROD P**  
3.15"x46" RTF ROD P  
9 mm 0.35 in

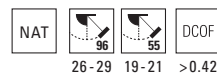
8876 MARBLE X



**M 10x30 cm**  
4"x12"  
8 mm 0.32 in


9422/050 SPLENDOR

# CALACATTA OCEANIC




**60x60 cm RTF** 24"x24" RTF  
8 mm 0.32 in

9422 SPLENDOR  
15 VARIAÇÕES GRÁFICAS  
15 GRAPHIC VARIATIONS



**60x60 cm** 24"x24"  
8 mm 0.32 in

9422 SPLENDOR  
15 VARIAÇÕES GRÁFICAS  
15 GRAPHIC VARIATIONS



**30x60 cm** 12"x24"  
8 mm 0.32 in

9422 SPLENDOR  
22 VARIAÇÕES GRÁFICAS  
22 GRAPHIC VARIATIONS



**M30x30 cm** 12"x12"  
8 mm 0.32 in

9422 SPLENDOR  
50 VARIAÇÕES GRÁFICAS  
50 GRAPHIC VARIATIONS


**MOSAICO 36**  
MOSAIC 36



**33x33 cm** 13"x13"  
8 mm 0.32 in

9422/640 SPLENDOR

**MOSAICO HEX REGULAR**  
MOSAIC HEX REGULAR



**33x30 cm** 13"x12"  
8 mm 0.32 in

9422/720 SPLENDOR

**EMBALAGENS E PESOS** PACKING AND WEIGHTS EMB001 Rev 91/1122

Formato Size	Caixa Box			Paleta Pallet					
	Pcs. Stk.	m <sup>2</sup> / m	kg	Caixa / Paleta Box / Pallet	m <sup>2</sup>	Net. kg	Brut. kg	cm	
<b>PAVIMENTO FLOOR TILES</b>									
<b>Natural</b> Natural	60x120x0,9 cm RTF 598x1198 mm	2	1,4400 m <sup>2</sup>	27,67	33	47,5200	913	938	120x80x75
<b>Polido</b> Polished	58x118x0,9 cm RTF P 580x1180 mm	2	1,3688 m <sup>2</sup>	26,30	33	45,1704	868	893	120x80x73
<b>Natural</b> Natural	60x60x0,8 cm RTF 598x598 mm	4	1,4400 m <sup>2</sup>	25,92	32	46,0800	829	854	120x80x74
	60x60x0,8 cm	4	1,4400 m <sup>2</sup>	24,94	32	46,0800	798	823	120x80x74
	30x60x0,8 cm	7	1,2600 m <sup>2</sup>	21,79	40	50,4000	872	897	120x80x75
	M30x30x0,8 cm	14	1,2600 m <sup>2</sup>	22,80	46	57,96	1.049	1.074	120x80x73
<b>Mosaico 36</b> Mosaic 36	33x33x0,8 cm	9	0,9801 m <sup>2</sup>	16,60					
<b>Mosaico HEX Reg.</b> Mosaic HEX Reg.	33x30x0,8 cm	9	0,8140 m <sup>2</sup>	12,50					
<b>Peça Degrau Linear</b> Step Tread	30x120x0,9 cm RTF PDL 298x1198mm	2	0,8160 m <sup>2</sup>	13,45					
	30x118x0,9 cm RTF PDL P 298x1180mm	2	0,8030 m <sup>2</sup>	13,24					
<b>Rodapé</b> Bullnose	8x120x0,9 cm RTF ROD 80x1198mm	10	12,0000 m	18,02					
	8x118x0,9 cm RTF ROD P 298x1180mm	10	11,8000 m	17,80					
	M10x30x0,8 cm	42	12,6000 m	19,61					

RTF = Retificado RTF=Rectified  
AD = Antiderrapante AD = Slip-Resistant  
P = Polido P = Polished

Nota: Podem existir diferenças de tonalidade entre o acabamento natural e o polido.  
Note: Shade variation may exist between natural and polished finish.



## COVELANO

**2** FORMATOS REVESTIMENTO  
WALL TILES SIZES

**2** ESTRUTURAS  
STRUCTURES

**5** FORMATOS PAVIMENTO  
FLOOR TILES SIZES

**3** ACABAMENTOS  
FINISHINGS

**3** MOSAICOS  
MOSAICS

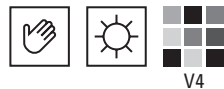
**A sofisticação do mármore  
numa superfície cerâmica.**

Marble perfection  
through the ceramic surface.



MARBLE EFFECT

COLEÇÕES COLLECTIONS  
CAVA




M25x55 cm 10"x22"

8 mm 0.32 in

6140 CAVA

35 VARIAÇÕES GRÁFICAS  
35 GRAPHIC VARIATIONS



M25x55 cm 10"x22"

8 mm 0.32 in

ONDA

6140/500 CAVA



M25x55 cm 10"x22"

8 mm 0.32 in

WAVE

6140/400 CAVA

RODAPÉ  
BULLNOSE



7,5x25 cm 3"x10"

8 mm 0.32 in

6140/050 CAVA



M10x30 cm 4"x22"

8 mm 0.32 in

6140 CAVA

162 VARIAÇÕES GRÁFICAS  
162 GRAPHIC VARIATIONS

EMBALAGENS E PESOS PACKING AND WEIGHTS

EMB001 Rev 91/1122


Formato Size	Caixa Box			Paleta Pallet				
	Pcs. Stk.	m <sup>2</sup> / m	kg	Caixa / Paleta Box / Pallet	m <sup>2</sup>	Net. kg	Brut. kg	cm
REVESTIMENTO WALL TILES								
M25x55x0,8cm	10	1,3750 m <sup>2</sup>	18,29	48	66,0000	878	903	120x80x90
M10x30x0,8cm	30	0,9000 m <sup>2</sup>	11,52	88	79,2000	1.014	1.039	120x80x93
Onda - Wave								
M25x55x0,8cm	10	1,3750 m <sup>2</sup>	18,90					
Rodapé Bullnose								
7,5x25x0,8cm	44	11,0000 m	11,04					

COVELANO



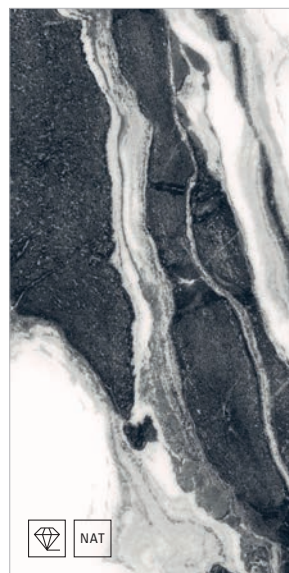
**MARBLE**  
EFFECT

COLEÇÕES COLLECTIONS  
CAVA · MARBLE X



**58×118 cm RTF P** 23"×46" RTF P  
9 mm 0.35 in


8878 MARBLE X



**60×120 cm RTF** 24"×47" RTF  
9 mm 0.35 in

8868 MARBLE X

12 VARIAÇÕES GRÁFICAS  
12 GRAPHIC VARIATIONS



**60×120 cm RTF AD** 24"×47" RTF AD  
9 mm 0.35 in


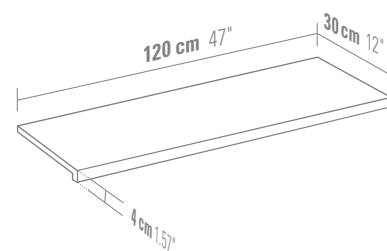
8868 MARBLE X

NAT NAT NAT  
R9 28-31 23-26 >0.42

AD AD AD  
R10 B 51-54 49-51 >0.42


AD  
EC  
EASY CLEANING

**PEÇA DEGRAU LINEAR**  
STEP TREAD



**30×120 cm RTF PDL**  
12"×47" RTF PDL  
9 mm 0.35 in

8868 MARBLE X



**30×120 cm RTF PDL AD**  
12"×47" RTF PDL AD  
9 mm 0.35 in

8868 MARBLE X

**30×118 cm RTF PDL P**  
12"×46" RTF PDL P  
9 mm 0.35 in

8878 MARBLE X

**RODAPÉ**  
BULLNOSE



**8×120 cm RTF ROD**  
3.15"×47" RTF ROD  
9 mm 0.35 in

8868 MARBLE X

**8×118 cm RTF ROD P**  
3.15"×46" RTF ROD P  
9 mm 0.35 in

8878 MARBLE X



**M 10×30 cm**  
4"×12"  
8 mm 0.32 in

9161/050 CAVA

RTF = Retificado  
RTF = Rectified

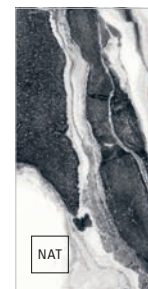
AD = Antiderrapante  
AD = Slip-Resistant

P = Polido  
P = Polished

Nota: Podem existir diferenças de tonalidade entre o acabamento natural e o polido.  
Note: Shade variation may exist between natural and polished finish.

**COVELANO**

NAT 26-29 19-21 >0.42



**30×60 cm** 12"×24"  
8 mm 0.32 in

9161 CAVA

34 VARIAÇÕES GRÁFICAS  
34 GRAPHIC VARIATIONS



**M 30×30 cm** 12"×12"  
8 mm 0.32 in

9161 CAVA

68 VARIAÇÕES GRÁFICAS  
68 GRAPHIC VARIATIONS




**M 10×30 cm** 4"×12"  
8 mm 0.32 in

9161 CAVA

162 VARIAÇÕES GRÁFICAS  
162 GRAPHIC VARIATIONS


**MOSAICO 36**  
MOSAIC 36



**33×33 cm** 13"×13"  
8 mm 0.32 in

9161/640


**MOSAICO HEX REGULAR**  
MOSAIC HEX REGULAR



**33×30 cm** 13"×12"  
8 mm 0.32 in

9161/720

**MOSAICO IRREGULAR**  
MOSAIC IRREGULAR



**30×30 cm** 12"×12"  
8 mm 0.32 in

9161/920

**EMBALAGENS E PESOS** PACKING AND WEIGHTS

EMB001 Rev 91/1122

Formato Size	Caixa Box			Paleta Pallet					
	Pcs. Stk.	m <sup>2</sup> / m	kg	Caixa / Paleta Box / Pallet	m <sup>2</sup>	Net. kg	Brut. kg	cm	
<b>PAVIMENTO FLOOR TILES</b>									
<b>Natural</b> Natural	60×120×0,9cm RTF 598×1198 mm	2	1,4400 m <sup>2</sup>	27,67	33	47,5200	913	938	120×80×75
<b>Polido</b> Polished	58×118×0,9 cm RTF P 580×1180 mm	2	1,3688 m <sup>2</sup>	26,30	33	45,1704	868	893	120×80×73
<b>Natural</b> Natural	30×60×0,8 cm	7	1,2600 m <sup>2</sup>	21,79	40	50,4000	872	897	120×80×75
	M 30×30×0,8 cm	14	1,2600 m <sup>2</sup>	22,80	46	57,96	1.049	1.074	120×80×73
<b>Mosaico 36</b> Mosaic 36	M 10×30×0,8 cm	42	1,2600 m <sup>2</sup>	20,93	48	60,4800	1.005	1.030	120×80×73
	33×33×0,8cm	9	0,9801 m <sup>2</sup>	16,60					
<b>Mosaico HEX Reg.</b> Mosaic HEX Reg.	33×30×0,8 cm	9	0,8140 m <sup>2</sup>	12,50					
<b>Mosaico Irregular</b> Mosaic Irregular	30×30×0,8 cm	10	0,9000 m <sup>2</sup>	16,00					
<b>Peça Degrau Linear</b> Step Tread	30×120×0,9 cm RTF PDL 298×1198mm	2	0,8160 m <sup>2</sup>	13,45					
	30×118×0,9 cm RTF PDL P 298×1180mm	2	0,8030 m <sup>2</sup>	13,24					
<b>Rodapé</b> Bullnose	8×120×0,9 cm RTF ROD 80×1198mm	10	12,0000 m	18,02					
	8×118×0,9 cm RTF ROD P 298×1180mm	10	11,8000 m	17,80					
M 10×30×0,8 cm	42	12,6000 m	19,61						



# STATUARIO SELECT

**4** FORMATOS REVESTIMENTO  
WALL TILES SIZES

**5** ESTRUTURAS  
STRUCTURES

**7** FORMATOS PAVIMENTO  
FLOOR TILES SIZES

**3** ACABAMENTOS  
FINISHINGS

**4** MOSAICOS  
MOSAICS

**Clássico, elegante,  
único e atemporal.**

Classic, elegant, unique  
and timeless!

STATUARIO SELECT | 58x118 cm RTF P 23"x46" RTF P | 8874  
INFINITY | VERDE GREEN | 7,5x25 cm 3"x10" | 9185  
60x120 cm RTF 24"x47" RTF | 8864

**MARBLE**  
EFFECT

COLEÇÕES COLLECTIONS  
LUXURY · MARBELLOUS STATUARIO



**30x90 cm RTF** 12"x35" RTF

± 10 mm 0.39 in

16050 **MARBELLOUS**

23 VARIAÇÕES GRÁFICAS  
23 GRAPHIC VARIATIONS



**30x90 cm RTF** 12"x35" RTF

± 10 mm 0.39 in

16050/450 **MARBELLOUS**

**MISTRAL**



**30x90 cm RTF** 12"x35" RTF

± 10 mm 0.39 in

16050/550 **MARBELLOUS**

**WIND**




**30x90 cm RTF** 12"x35" RTF

± 10 mm 0.39 in

16050/650 **MARBELLOUS**

**LEAF**




**M25x75 cm** 10"x30"

± 9 mm 0.35 in

6092 **LUXURY**

21 VARIAÇÕES GRÁFICAS  
21 GRAPHIC VARIATIONS



**M25x75 cm** 10"x30"

± 9 mm 0.35 in

6092/300 **LUXURY**

**RAZOR**



**M25x75 cm** 10"x30"

± 9 mm 0.35 in

6092/400 **LUXURY**

**WAVE**



**M25x55 cm** 10"x22"

± 8 mm 0.32 in

6092 **LUXURY**

26 VARIAÇÕES GRÁFICAS  
26 GRAPHIC VARIATIONS



**M25x55 cm** 10"x22"

± 8 mm 0.32 in

6092/400 **LUXURY**

**WAVE**

RODAPÉ BULLNOSE



**7,5x25 cm** 3"x10"

± 8 mm 0.32 in

6092/050 **LUXURY**

RTF = Retificado  
RTF = Rectified

QUARTER ROUND QUARTER ROUND



**3x25 cm** 1.18"x10"

± 8 mm 0.32 in

6092/080 **LUXURY**

ÂNGULO QUARTER ROUND  
QUARTER ROUND ROUND ANGLE



**3x3 cm** 1.18"x1.18"

± 8 mm 0.32 in

6092/090 **LUXURY**


# STATUARIO SELECT



**STATUARIO SELECT**  
Wind | 30x90 cm RTF 12"x35" RTF | 16050/550


**MARBLE EFFECT**

COLEÇÕES COLLECTIONS  
BERNINI · LUXURY · MARBELLOUS · MARBLE X



**58×118 cm RTF P** 23"×46" RTF P  
9 mm 0.35 in


8874 MARBLE X



**60×120 cm RTF** 24"×47" RTF  
9 mm 0.35 in

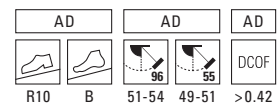
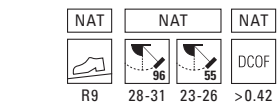
8864 MARBLE X

12 VARIAÇÕES GRÁFICAS  
12 GRAPHIC VARIATIONS



**60×120 cm RTF AD** 24"×47" RTF AD  
9 mm 0.35 in

8864 MARBLE X



**MOSAICO 36**  
MOSAIC 36



**33×33 cm** 13"×13"  
8 mm 0.32 in

LUXURY  
8881/640


**MOSAICO HEX**  
MOSAIC HEX



**37×33 cm** 15"×13"  
8 mm 0.32 in

BERNINI  
8881/820

**MOSAICO HEX REGULAR**  
MOSAIC HEX REGULAR



**33×30 cm** 13"×12"  
8 mm 0.32 in

BERNINI  
8881/720

**MOSAICO BLOCO 12**  
MOSAIC BLOCK 12



**27×30 cm** 11"×12"  
8 mm 0.32 in

MARBELLOUS  
9260/412

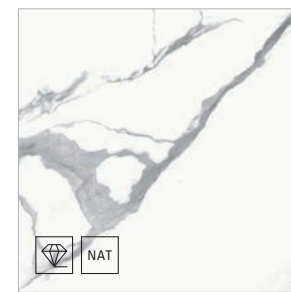
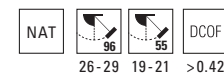
RTF = Retificado  
RTF = Rectified

AD = Antiderrapante  
AD = Slip-Resistant

P = Polido  
P = Polished

Nota: Podem existir diferenças de tonalidade entre o acabamento natural e o polido.  
Note: Shade variation may exist between natural and polished finish.


# STATUARIO SELECT



**60×60 cm RTF** 24"×24" RTF  
8 mm 0.32 in


9260 MARBELLOUS

15 VARIAÇÕES GRÁFICAS  
15 GRAPHIC VARIATIONS



**60×60 cm** 24"×24"  
8 mm 0.32 in

9260 MARBELLOUS



**30×60 cm** 12"×24"  
8 mm 0.32 in

8881 BERNINI

22 VARIAÇÕES GRÁFICAS  
22 GRAPHIC VARIATIONS



**M30×30 cm** 12"×12"  
8 mm 0.32 in

9260 MARBELLOUS

33 VARIAÇÕES GRÁFICAS  
33 GRAPHIC VARIATIONS

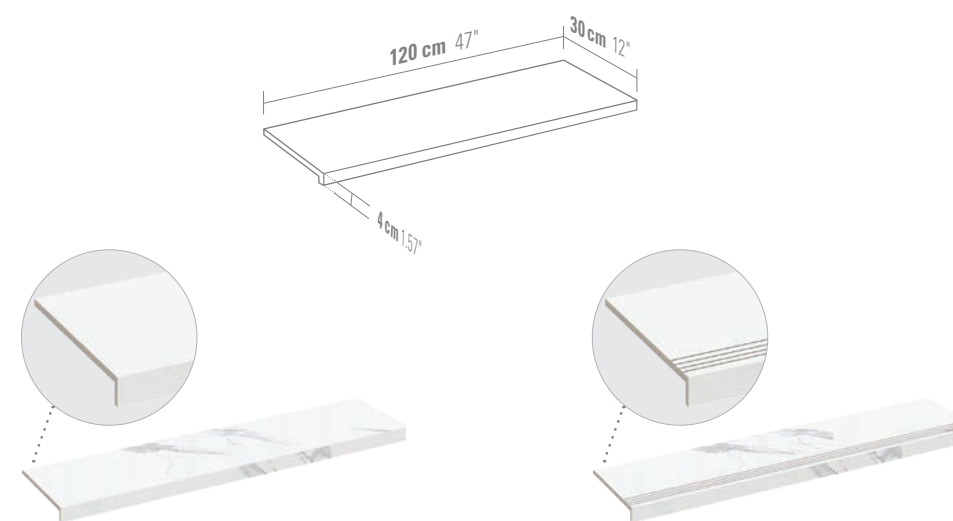


**M10×30 cm** 4"×12"  
8 mm 0.32 in

8881 BERNINI

35 VARIAÇÕES GRÁFICAS  
35 GRAPHIC VARIATIONS

**PEÇA DEGRAU LINEAR**  
STEP TREAD



**30×120 cm RTF PDL**  
12"×47" RTF PDL  
9 mm 0.35 in

MARBLE X  
8864

**30×120 cm RTF PDL AD**  
12"×47" RTF PDL AD  
9 mm 0.35 in

MARBLE X  
8864

**30×118 cm RTF PDL P**  
12"×46" RTF PDL P  
9 mm 0.35 in

MARBLE X  
8874

**RODAPÉ**  
BULLNOSE



**8×120 cm RTF ROD**  
3.15"×47" RTF ROD  
9 mm 0.35 in

MARBLE X  
8864

**8×118 cm RTF ROD P**  
3.15"×46" RTF ROD P  
9 mm 0.35 in




MARBLE X  
8874

**8×60 cm ROD**  
3.15"×24" ROD  
8 mm 0.32 in

MARBELLOUS  
9260

**MARBLE**  
EFFECT

STATUARIO SELECT | Mosaico Hex. Regular Mosaic He. Regular | 33x30cm 13"x32" | 8881/720

EMBALAGENS E PESOS PACKING AND WEIGHTS									
Formato Size	Caixa Box 			Paleta Pallet 					
	Pcs. Stk.	m <sup>2</sup> / m	kg	Caixa / Paleta Box / Pallet	m <sup>2</sup>	Net. kg	Brut. kg	cm 	
<b>REVESTIMENTO WALL TILES</b>									
30x90x1cm RTF 298x898mm	4	1,0800 m <sup>2</sup>	19,25	48	51,8400	924	949	120x100x85	
M 25x75x0,9 cm	7	1,3125 m <sup>2</sup>	21,00	42	55,125	882	907	120x80x90	
M25x55x0,8cm	10	1,3750 m <sup>2</sup>	18,29	48	66,0000	878	903	120x80x90	
M10x30x0,8 cm	30	0,9000 m <sup>2</sup>	11,52	88	79,2000	1.014	1.039	120x80x93	
<b>Mistral · Wind · Leaf</b>	30x90x1cm RTF 298x898mm	4	1,0800 m <sup>2</sup>	19,25					
<b>Razor · Wave</b>	M 25x75x0,9 cm	7	1,3125 m <sup>2</sup>	21,00					
<b>Wave</b>	M25x55x0,8cm	10	1,3750 m <sup>2</sup>	18,90					
<b>Rodapé Bullnose</b>	7,5x25x0,8cm	44	11,0000 m	11,04					
<b>Quarter Round</b> Quarter Round	3x25x0,8cm	12	3,0000 m	1,23					
<b>Ângulo Quarter Round</b> Q. R. Angle	3x3x0,8cm	4	-	0,07					
<b>PAVIMENTO FLOOR TILES</b>									
<b>Natural</b> Natural	60x120x0,9cm RTF 598x1198 mm	2	1,4400 m <sup>2</sup>	27,67	33	47,5200	913	938	120x80x75
<b>Polido</b> Polished	58x118x0,9 cm RTF P 580x1180 mm	2	1,3688 m <sup>2</sup>	26,30	33	45,1704	868	893	120x80x73
	60x60x0,8cm RTF 598x598 mm	4	1,4400 m <sup>2</sup>	25,92	32	46,0800	829	854	120x80x74
	60x60x0,8 cm	4	1,4400 m <sup>2</sup>	24,94	32	46,0800	798	823	120x80x74
<b>Natural</b> Natural	30x60x0,8 cm	7	1,2600 m <sup>2</sup>	21,79	40	50,4000	872	897	120x80x75
	M30x30x0,8cm	14	1,2600 m <sup>2</sup>	22,80	46	57,96	1.049	1.074	120x80x73
	M10x30x0,8 cm	42	1,2600 m <sup>2</sup>	20,93	48	60,4800	1.005	1.030	120x80x73
<b>Mosaico 36</b> Mosaic 36	33x33x0,8cm	9	0,9801 m <sup>2</sup>	16,60					
<b>Mosaico HEX</b> Mosaic HEX	37x33x0,8 cm	11	1,3870 m <sup>2</sup>	13,20					
<b>Mosaico HEX Reg.</b> Mosaic HEX Reg.	33x30x0,8 cm	9	0,8140 m <sup>2</sup>	12,50					
<b>Mosaico Bloco 12</b> Mosaic Block 12	27x30x0,8 cm	9	0,7290 m <sup>2</sup>	11,20					
<b>Peça Degrau Linear</b> Step Tread	30x120x0,9 cm RTF PDL 298x1198mm	2	0,8160 m <sup>2</sup>	13,45					
	30x118x0,9 cm RTF PDL P 298x1180mm	2	0,8030 m <sup>2</sup>	13,24					
	8x120x0,9 cm RTF ROD 80x1198mm	10	12,0000 m	18,02					
<b>Rodapé Bullnose</b>	8x118x0,9 cm RTF ROD P 298x1180mm	10	11,8000 m	17,80					
	8x60x0,8 cm ROD	22	13,2000 m	19,61					

EMB001 Rev 91/1122

# STATUARIO SELECT



STATUARIO SELECT | 30x60cm 12"x24" | 8881



# STATUARIO VENATO

**2** FORMATOS REVESTIMENTO  
WALL TILES SIZES

**2** ESTRUTURAS  
STRUCTURES

**3** FORMATOS PAVIMENTO  
FLOOR TILES SIZES

**3** MOSAICOS  
MOSAICS

**Refinados e impactantes veios  
cinzentos sobre um fundo branco  
deslumbrante.**

Refined and strong grey veins  
on a dazzling white background.

STATUARIO VENATO

M25x55 cm 10"x22" | 6146

M25x55 cm 10"x22" | Onda | 6146/500

30x60 cm 12"x24" | 9170

**MARBLE EFFECT**

COLEÇÕES COLLECTIONS  
CAVA BRANCO WHITE



**M25x55 cm 10"x22"**

8 mm 0.32 in

6146

CAVA

32 VARIAÇÕES GRÁFICAS  
32 GRAPHIC VARIATIONS



**M25x55 cm 10"x22"**

8 mm 0.32 in

6146/500

**ONDA**

CAVA



**M25x55 cm 10"x22"**

8 mm 0.32 in

6146/400

**WAVE**

CAVA

**RODAPÉ BULLNOSE**



**7,5x25 cm 3"x10"**

8 mm 0.32 in

6146/050

CAVA



**M10x30 cm 4"x12"**

8 mm 0.32 in

6146

CAVA

105 VARIAÇÕES GRÁFICAS  
105 GRAPHIC VARIATIONS



STATUARIO VENATO | 30x60 cm 12"x24" | 9170



# STATUARIO VENATO



**30x60 cm 12"x24"**

8 mm 0.32 in

9170

CAVA

25 VARIAÇÕES GRÁFICAS  
25 GRAPHIC VARIATIONS



**M30x30 cm 12"x12"**

8 mm 0.32 in

9170

CAVA

50 VARIAÇÕES GRÁFICAS  
50 GRAPHIC VARIATIONS



**M10x30 cm 4"x12"**

8 mm 0.32 in

9170

CAVA

113 VARIAÇÕES GRÁFICAS  
113 GRAPHIC VARIATIONS

**RODAPÉ BULLNOSE**




**M10x30 cm 4"x12"**

8 mm 0.32 in

9170/050

CAVA

**MOSAICO 36**  
MOSAIC 36



**33x33 cm 13"x13"**

8 mm 0.32 in

9170/640

**MOSAICO HEX REGULAR**  
MOSAIC HEX REGULAR




**33x30 cm 13"x12"**

8 mm 0.32 in

9170/720

**MOSAICO IRREGULAR**  
MOSAIC IRREGULAR



**30x30 cm 12"x12"**

8 mm 0.32 in

9170/920

CAVA

EMBALAGENS E PESOS \ PACKING AND WEIGHTS

EMB001 Rev 91/1122

Formato Size	Caixa Box			Paleta Pallet				
	Pcs. Stk.	m <sup>2</sup> / m	kg	Caixa / Paleta Box / Pallet	m <sup>2</sup>	Net. kg	Brut. kg	cm
<b>REVESTIMENTO WALL TILES</b>								
M25x55x0,8cm	10	1,3750 m <sup>2</sup>	18,29	48	66,0000	878	903	120x80x90
M10x30x0,8cm	30	0,9000 m <sup>2</sup>	11,52	88	79,2000	1.014	1.039	120x80x93
<b>Onda - Wave</b> M25x55x0,8cm	10	1,3750 m <sup>2</sup>	18,90					
<b>Rodapé Bullnose</b> 7,5x25x0,8cm	44	11,0000 m	11,04					
<b>PAVIMENTO FLOOR TILES</b>								
30x60x0,8 cm	7	1,2600 m <sup>2</sup>	21,79	40	50,4000	872	897	120x80x75
M30x30x0,8cm	14	1,2600 m <sup>2</sup>	22,80	46	57,96	1.049	1.074	120x80x73
M10x30x0,8cm	42	1,2600 m <sup>2</sup>	20,93	48	60,4800	1.005	1.030	120x80x73
<b>Mosaico 36</b> Mosaic 36 33x33x0,8cm	9	0,9801m <sup>2</sup>	16,60					
<b>Mosaico HEX Reg.</b> Mosaic HEX Reg. 33x30x0,8 cm	9	0,8140 m <sup>2</sup>	12,50					
<b>Mosaico Irregular</b> Mosaic Irregular 30x30x0,8cm	10	0,9000 m <sup>2</sup>	16,00					
<b>Rodapé Bullnose</b> M10x30x0,8cm	42	12,6000 m	23,00					





# TRAVERTINO ITALIANO

**3** CORES  
COLOURS

**6** FORMATOS PAVIMENTO  
FLOOR TILES SIZES

**3** ACABAMENTOS  
FINISHINGS

**3** MOSAICOS  
MOSAICS

**Detalhes naturais  
para uma solução que interpreta o  
luxo do mármore de forma sofisticada.**

Natural details for a solution  
that interprets the luxury of marble  
in a sophisticated way.

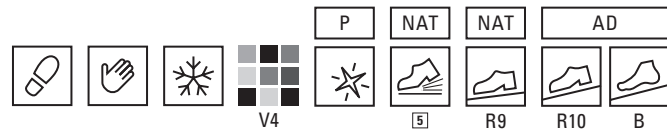
# TRAVERTINO ITALIANO



MARBLE EFFECT

COLEÇÕES COLLECTIONS TIVOLI

BEGE BEIGE



**58x118 cm RTF P** 23"x46" RTF P  
9 mm 0.35 in

8851  
17 VARIAÇÕES GRÁFICAS  
17 GRAPHIC VARIATIONS



**60x120 cm RTF** 24"x47" RTF  
9 mm 0.35 in

8841  
17 VARIAÇÕES GRÁFICAS  
17 GRAPHIC VARIATIONS



**60x120 cm RTF AD** 24"x47" RTF AD  
9 mm 0.35 in

8841  
17 VARIAÇÕES GRÁFICAS  
17 GRAPHIC VARIATIONS



TRAVERTINO ITALIANO | BEGE BEIGE | 58x118 cm RTF P 23"x46" RTF P | 8851

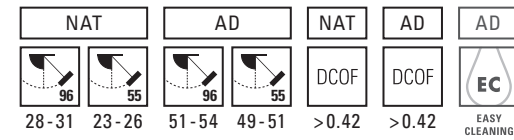
RTF = Retificado  
RTF = Rectified

AD = Antiderrapante  
AD = Slip-Resistant

P = Polido  
P = Polished

Nota: Podem existir diferenças de tonalidade entre o acabamento natural e o polido.  
Note: Shade variation may exist between natural and polished finish.

# TRAVERTINO ITALIANO



**60x60 cm RTF** 24"x24" RTF  
8 mm 0.32 in

8841  
51 VARIAÇÕES GRÁFICAS  
51 GRAPHIC VARIATIONS



**30x60 cm RTF** 12"x24" RTF  
8 mm 0.32 in

8841  
85 VARIAÇÕES GRÁFICAS  
85 GRAPHIC VARIATIONS



**60x60 cm RTF AD** 24"x24" RTF AD  
8 mm 0.32 in


8841  
51 VARIAÇÕES GRÁFICAS  
51 GRAPHIC VARIATIONS



**30x60 cm RTF AD** 12"x24" RTF AD  
8 mm 0.32 in

8841  
85 VARIAÇÕES GRÁFICAS  
85 GRAPHIC VARIATIONS

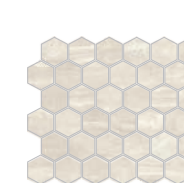
**MOSAICO 36**  
MOSAIC 36



**33x33 cm** 13"x13"  
8 mm 0.32 in

8841/640

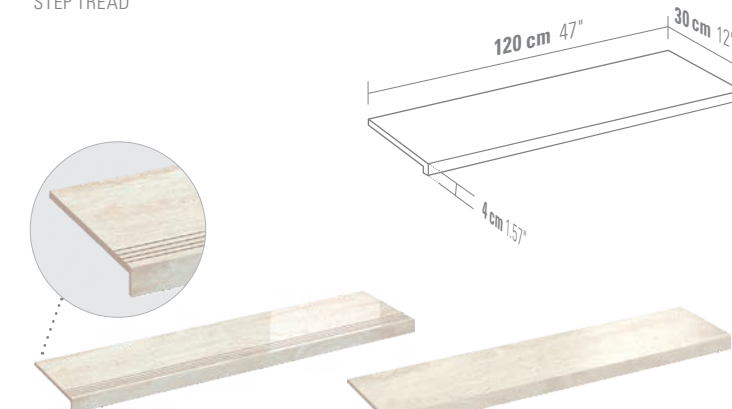
**MOSAICO HEX REGULAR**  
MOSAIC HEX REGULAR



**33x30 cm** 13"x12"  
8 mm 0.32 in

8841/720

**PEÇA DEGRAU LINEAR**  
STEP TREAD



**30x118 cm RTF PDL P**  
12"x46" RTF PDL P  
9 mm 0.35 in

8851

**30x120 cm RTF PDL**  
12"x47" RTF PDL  
9 mm 0.35 in

8841

**30x120 cm RTF PDL AD**  
12"x47" RTF PDL AD  
9 mm 0.35 in

8841

**RODAPÉ**  
BULLNOSE



**8x120 cm RTF ROD**  
3.15"x47" RTF ROD  
9 mm 0.35 in

8841

**8x118 cm RTF ROD P**  
3.15"x46" RTF ROD P  
9 mm 0.35 in

8851

**8x60 cm RTF ROD**  
3.15"x24" RTF ROD  
8 mm 0.32 in

8841

**30x60 cm RTF PDL**  
12"x24" RTF PDL  
8 mm 0.32 in

8841

**30x60 cm RTF PDL AD**  
12"x24" RTF PDL AD  
8 mm 0.32 in


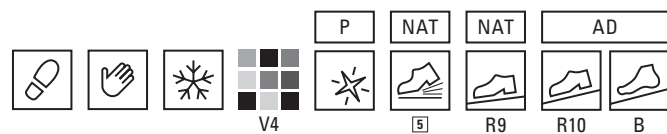
8841



MARBLE EFFECT

COLEÇÕES COLLECTIONS TIVOLI

BRANCO WHITE



58x118 cm RTF P 23"x46" RTF P

9 mm 0.35 in

8850

17 VARIAÇÕES GRÁFICAS  
17 GRAPHIC VARIATIONS



60x120 cm RTF 24"x47" RTF

9 mm 0.35 in

8840

17 VARIAÇÕES GRÁFICAS  
17 GRAPHIC VARIATIONS



60x120 cm RTF AD 24"x47" RTF AD

9 mm 0.35 in

8840

17 VARIAÇÕES GRÁFICAS  
17 GRAPHIC VARIATIONS



TRAVERTINO ITALIANO BRANCO WHIT | 30x60 cm RTF 12"x24" RTF | 8840


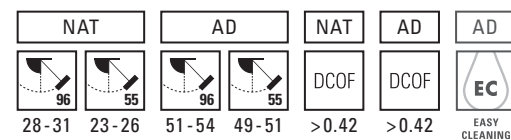
RTF = Retificado  
RTF = Rectified

AD = Antiderrapante  
AD = Slip-Resistant

P = Polido  
P = Polished

Nota: Podem existir diferenças de tonalidade entre o acabamento natural e o polido.  
Note: Shade variation may exist between natural and polished finish.

# TRAVERTINO ITALIANO



60x60 cm RTF 24"x24" RTD

8 mm 0.32 in

8840

51 VARIAÇÕES GRÁFICAS  
51 GRAPHIC VARIATIONS



30x60 cm RTF 12"x24" RTF

8 mm 0.32 in

8840

85 VARIAÇÕES GRÁFICAS  
85 GRAPHIC VARIATIONS



60x60 cm RTF AD 24"x24" RTF AD

8 mm 0.32 in

8840

51 VARIAÇÕES GRÁFICAS  
51 GRAPHIC VARIATIONS



30x60 cm RTF AD 12"x24" RTF AD

8 mm 0.32 in

8840

85 VARIAÇÕES GRÁFICAS  
85 GRAPHIC VARIATIONS

MOSAICO 36  
MOSAIC 36

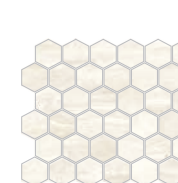


33x33 cm 13"x13"

8 mm 0.32 in

8840/640

MOSAICO HEX REGULAR  
MOSAIC HEX REGULAR




33x30 cm 13"x12"

8 mm 0.32 in

8840/720

PEÇA DEGRAU LINEAR  
STEP TREAD



30x118 cm RTF PDL P  
12"x46" RTF PDL P

9 mm 0.35 in

8850

30x120 cm RTF PDL  
12"x47" RTF PDL

9 mm 0.35 in

8840

30x120 cm RTF PDL AD  
12"x47" RTF PDL AD

9 mm 0.35 in

8840

RODAPÉ  
BULLNOSE



8x120 cm RTF ROD  
3.15"x47" RTF ROD

9 mm 0.35 in

8840

8x118 cm RTF ROD P  
3.15"x46" RTF ROD P

9 mm 0.35 in

8850

8x60 cm RTF ROD  
3.15"x24" RTF ROD

8 mm 0.32 in

8840

30x60 cm RTF PDL  
12"x24" RTF PDL

8 mm 0.32 in

8840

30x60 cm RTF PDL AD  
12"x24" RTF PDL AD

8 mm 0.32 in

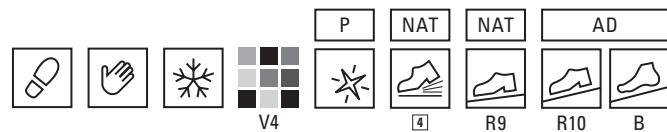
8840



MARBLE EFFECT

COLEÇÕES COLLECTIONS TIVOLI

CINZA GREY



58x118 cm RTF P 23"x46" RTF P

9 mm 0.35 in

8852

17 VARIAÇÕES GRÁFICAS 17 GRAPHIC VARIATIONS



60x120 cm RTF 24"x47" RTF

9 mm 0.35 in

8842

17 VARIAÇÕES GRÁFICAS 17 GRAPHIC VARIATIONS



60x120 cm RTF AD 24"x47" RTF AD

9 mm 0.35 in

8842

17 VARIAÇÕES GRÁFICAS 17 GRAPHIC VARIATIONS



MOSAICO 36 MOSAIC 36

33x33 cm 13"x13"

8 mm 0.32 in

NAT

8842/640



MOSAICO HEX REGULAR MOSAIC HEX REGULAR

33x30 cm 13"x12"

8 mm 0.32 in

8842/720

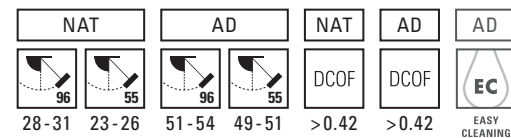
EMBALAGENS E PESOS PACKING AND WEIGHTS EMB001 Rev 91/1122

Formato Size	Caixa Box			Paleta Pallet					
	Pcs. Stk.	m <sup>2</sup> / m	kg	Caixa / Paleta Box / Pallet	m <sup>2</sup>	Net. kg	Brut. kg	cm	
<b>PAVIMENTO FLOOR TILES</b>									
<b>Natural</b> Natural	60x120x0,9cm RTF 598x1198 mm	2	1,4400 m <sup>2</sup>	27,67	33	47,5200	913	938	120x80x75
<b>Polido</b> Polished	58x118x0,9 cm RTF P 580x1180 mm	2	1,3688 m <sup>2</sup>	26,30	33	45,1704	868	893	120x80x73
<b>Natural</b> Natural	60x60x0,8 cm RTF 598x598 mm	4	1,4400 m <sup>2</sup>	22,92	32	46,0800	829	854	120x80x74
<b>Natural</b> Natural	30x60x0,8 cm RTF 298x598 mm	7	1,2600 m <sup>2</sup>	22,30	40	50,4000	892	917	120x80x75
<b>Mosaico 36</b> Mosaic 36	33x33x0,8cm	9	0,9801 m <sup>2</sup>	16,60					
<b>Mosaico HEX Reg.</b> Mosaic HEX Reg.	33x30x0,8 cm	9	0,8140 m <sup>2</sup>	12,50					
<b>Peça Degrau Linear</b> Step Tread	30x120x0,9 cm RTF PDL 298x1198mm	2	0,8160 m <sup>2</sup>	13,45					
	30x118x0,9 cm RTF PDL P 298x1180mm	2	0,8030 m <sup>2</sup>	13,24					
<b>Rodapé</b> Bullnose	8x120x0,9 cm RTF ROD 80x1198mm	10	12,0000 m	18,02					
	8x118x0,9 cm RTF ROD P 298x1180mm	10	11,8000 m	17,80					
	8x60x0,8 cm RTF ROD	22	13,20 m	19,61					

RTF = Retificado RTF = Rectified  
AD = Antiderrapante AD = Slip-Resistant  
P = Polido P = Polished

Nota: Podem existir diferenças de tonalidade entre o acabamento natural e o polido. Note: Shade variation may exist between natural and polished finish.

# TRAVERTINO ITALIANO



60x60 cm RTF 24"x24" RTD

8 mm 0.32 in

8842

51 VARIAÇÕES GRÁFICAS 51 GRAPHIC VARIATIONS




30x60 cm RTF 12"x24" RTF

8 mm 0.32 in

8842

85 VARIAÇÕES GRÁFICAS 85 GRAPHIC VARIATIONS



60x60 cm RTF AD 24"x24" RTF AD

8 mm 0.32 in

8842

51 VARIAÇÕES GRÁFICAS 51 GRAPHIC VARIATIONS




30x60 cm RTF AD 12"x24" RTF AD

8 mm 0.32 in

8842

85 VARIAÇÕES GRÁFICAS 85 GRAPHIC VARIATIONS

PEÇA DEGRAU LINEAR STEP TREAD



30x118 cm RTF PDL P 12"x46" RTF PDL P

9 mm 0.35 in

8852

30x120 cm RTF PDL 12"x47" RTF PDL

9 mm 0.35 in

8842

30x120 cm RTF PDL AD 12"x47" RTF PDL AD

9 mm 0.35 in

8842

30x60 cm RTF PDL 12"x24" RTF PDL

8 mm 0.32 in

8842

30x60 cm RTF PDL AD 12"x24" RTF PDL AD

8 mm 0.32 in

8842

RODAPÉ BULLNOSE



8x118 cm RTF ROD P 3.15"x46" RTF ROD P

9 mm 0.35 in

8852



8x120 cm RTF ROD 3.15"x47" RTF ROD

9 mm 0.35 in

8842



8x60 cm RTF ROD 3.15"x24" RTF ROD

8 mm 0.32 in

8842



# TRAVERTINO CROSS CUT

**1** FORMATOS REVESTIMENTO  
WALL TILES SIZES

**2** ESTRUTURAS  
STRUCTURES

**3** FORMATOS PAVIMENTO  
FLOOR TILES SIZES

**3** MOSAICOS  
MOSAICS

**Os mármore Traverino  
são uma verdadeira ode à beleza  
e ao esplendor!**

Travertino marbles are a veritable ode  
to beauty and splendor!

TRAVERTINO CROSS CUT

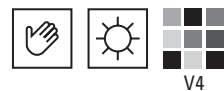
BRANCO WHITE | M25x55 cm 10"x22" | 6149

CINZA CLARO LIGHT GREY | 33x30 cm 13"x12" | 9177/720

CINZA CLARO LIGHT GREY | M30x30 cm 12"x12" | 9177

MARBLE EFFECT

COLEÇÕES COLLECTIONS TIBUR



BRANCO WHITE



M25x55 cm 10"x22"  
8 mm 0.32 in

6149


12 VARIAÇÕES GRÁFICAS  
12 GRAPHIC VARIATIONS



M25x55 cm 10"x22"  
8 mm 0.32 in

6149/500

ONDA



M25x55 cm 10"x22"  
8 mm 0.32 in

6149/400

WAVE

RODAPÉ BULLNOSE



7,5x25 cm 3"x10"  
8 mm 0.32 in

6149/050

CINZA CLARO LIGHT GREY



M25x55 cm 10"x22"  
8 mm 0.32 in

6151

12 VARIAÇÕES GRÁFICAS  
12 GRAPHIC VARIATIONS



M25x55 cm 10"x22"  
8 mm 0.32 in

6151/500

ONDA



M25x55 cm 10"x22"  
8 mm 0.32 in

6151/400

WAVE

RODAPÉ BULLNOSE



7,5x25 cm 3"x10"  
8 mm 0.32 in

6151/050



30x60 cm 12"x24"  
8 mm 0.32 in

9175

12 VARIAÇÕES GRÁFICAS  
12 GRAPHIC VARIATIONS



M30x30 cm 12"x12"  
8 mm 0.32 in

9175

26 VARIAÇÕES GRÁFICAS  
26 GRAPHIC VARIATIONS



M10x30 cm 4"x12"  
8 mm 0.32 in

9175

72 VARIAÇÕES GRÁFICAS  
72 GRAPHIC VARIATIONS

RODAPÉ BULLNOSE

M10x30 cm 4"x12"  
8 mm 0.32 in

9175/050



30x60 cm 12"x24"  
8 mm 0.32 in

9177

18 VARIAÇÕES GRÁFICAS  
18 GRAPHIC VARIATIONS



M30x30 cm 12"x12"  
8 mm 0.32 in

9177

36 VARIAÇÕES GRÁFICAS  
36 GRAPHIC VARIATIONS



M10x30 cm 4"x12"  
8 mm 0.32 in

9177

108 VARIAÇÕES GRÁFICAS  
108 GRAPHIC VARIATIONS

TRAVERTINO CROSS CUT

MOSAICO 36 MOSAIC 36



33x33 cm 13"x13"  
8 mm 0.32 in

9175/640

MOSAICO HEX REGULAR MOSAIC HEX REGULAR



33x30 cm 13"x12"  
8 mm 0.32 in

9175/720

MOSAICO IRREGULAR MOSAIC IRREGULAR



30x30 cm 12"x12"  
8 mm 0.32 in


9175/920

RODAPÉ BULLNOSE

M10x30 cm 4"x12"  
8 mm 0.32 in

9177/050

MOSAICO 36 MOSAIC 36



33x33 cm 13"x13"  
8 mm 0.32 in

9177/640

MOSAICO HEX REGULAR MOSAIC HEX REGULAR



33x30 cm 13"x12"  
8 mm 0.32 in

9177/720

MOSAICO IRREGULAR MOSAIC IRREGULAR

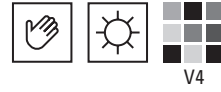


30x30 cm 12"x12"  
8 mm 0.32 in

9177/920

MARBLE EFFECT

COLEÇÕES COLLECTIONS TIBUR



BEGE BEIGE



M25x55 cm 10"x22"  
8 mm 0.32 in

6150  
12 VARIAÇÕES GRÁFICAS  
12 GRAPHIC VARIATIONS



M25x55 cm 10"x22"  
8 mm 0.32 in **ONDA**

6150/500



M25x55 cm 10"x22"  
8 mm 0.32 in **WAVE**

6150/400

RODAPÉ BULLNOSE



7,5x25 cm 3"x10"  
8 mm 0.32 in

6150/050

PRATA SILVER



M25x55 cm 10"x22"  
8 mm 0.32 in

6152  
12 VARIAÇÕES GRÁFICAS  
12 GRAPHIC VARIATIONS



M25x55 cm 10"x22"  
8 mm 0.32 in **ONDA**

6152/500



M25x55 cm 10"x22"  
8 mm 0.32 in **WAVE**

6152/400

RODAPÉ BULLNOSE



7,5x25 cm 3"x10"  
8 mm 0.32 in

6152/050

EMBALAGENS E PESOS \ PACKING AND WEIGHTS EMB001 Rev 91/1122

Formato Size	Caixa Box			Paleta Pallet				
	Pcs. Stk.	m <sup>2</sup> / m	kg	Caixa / Paleta Box / Pallet	m <sup>2</sup>	Net. kg	Brut. kg	cm
REVESTIMENTO WALL TILES								
M25x55x0,8cm	10	1,3750 m <sup>2</sup>	18,29	48	66,0000	878	903	120x80x90
<b>Onda - Wave</b> M25x55x0,8cm	10	1,3750 m <sup>2</sup>	18,90					
<b>Rodapé Bullnose</b> 7,5x25x0,8cm	44	11,0000 m	11,04					



TRAVERTINO CROSS CUT



30x60 cm 12"x24"  
8 mm 0.32 in

9176  
18 VARIAÇÕES GRÁFICAS  
18 GRAPHIC VARIATIONS




M30x30 cm 12"x12"  
8 mm 0.32 in

9176  
36 VARIAÇÕES GRÁFICAS  
36 GRAPHIC VARIATIONS



M10x30 cm 4"x12"  
8 mm 0.32 in

9176  
108 VARIAÇÕES GRÁFICAS  
108 GRAPHIC VARIATIONS



MOSAICO 36 MOSAIC 36  
8 mm 0.32 in

NAT

9176/640



MOSAICO HEX REGULAR MOSAIC HEX REGULAR  
8 mm 0.32 in

9176/720



MOSAICO IRREGULAR MOSAIC IRREGULAR  
8 mm 0.32 in

9176/920

RODAPÉ BULLNOSE

M10x30 cm 4"x12"  
8 mm 0.32 in

9176/050



RODAPÉ BULLNOSE

M10x30 cm 4"x12"  
8 mm 0.32 in

9178/050



30x60 cm 12"x24"  
8 mm 0.32 in

9178  
18 VARIAÇÕES GRÁFICAS  
18 GRAPHIC VARIATIONS




M30x30 cm 12"x12"  
8 mm 0.32 in

9178  
36 VARIAÇÕES GRÁFICAS  
36 GRAPHIC VARIATIONS



M10x30 cm 4"x12"  
8 mm 0.32 in

9178  
108 VARIAÇÕES GRÁFICAS  
108 GRAPHIC VARIATIONS



MOSAICO 36 MOSAIC 36  
8 mm 0.32 in

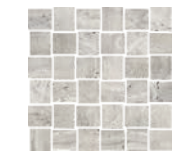
NAT

9178/640



MOSAICO HEX REGULAR MOSAIC HEX REGULAR  
8 mm 0.32 in

9178/720



MOSAICO IRREGULAR MOSAIC IRREGULAR  
8 mm 0.32 in

9178/920

EMBALAGENS E PESOS \ PACKING AND WEIGHTS EMB001 Rev 91/1122

Formato Size	Caixa Box			Paleta Pallet				
	Pcs. Stk.	m <sup>2</sup> / m	kg	Caixa / Paleta Box / Pallet	m <sup>2</sup>	Net. kg	Brut. kg	cm
PAVIMENTO FLOOR TILES								
30x60x0,8 cm	7	1,2600 m <sup>2</sup>	21,79	40	50,4000	872	897	120x80x75
M30x30x0,8 cm	14	1,2600 m <sup>2</sup>	22,80	46	57,9600	1.049	1.074	120x80x73
M10x30x0,8 cm	42	1,2600 m <sup>2</sup>	20,93	48	60,4800	1.005	1.030	120x80x73
<b>Mosaico 36</b> Mosaic 36	9	0,9801 m <sup>2</sup>	16,60					
<b>Mosaico HEX Reg.</b> Mosaic HEX Reg.	9	0,814 m <sup>2</sup>	12,50					
<b>Mosaico Irregular</b> Mosaic Irregular	10	0,90 m <sup>2</sup>	16,00					
<b>Rodapé Bullnose</b>	42	12,60 m	21,65					




**WHITE BEAUTY**

58 x 118 cm RTF P 23 x 46" RTF P | Polido Polished | 8877

60 x 120 cm RTF 24 x 47" | 8867

# ETERNAL BEAUTY

**3** FORMATOS REVESTIMENTO  
WALL TILES SIZES

**3** ESTRUTURAS  
STRUCTURES

**5** FORMATOS PAVIMENTO  
FLOOR TILES SIZES

**3** ACABAMENTOS  
FINISHINGS


**2** MOSAICOS  
MOSAICS

**Cintilação quente,  
as cores fluindo suavemente,  
o classicismo e a autenticidade  
do mármore!**

Warm glow,  
the softly flowing colors,  
the classicism and the authenticity  
of marble!

**MARBLE**  
EFFECT

COLEÇÕES COLLECTIONS  
**SPLENDOR**



**30x90 cm RTF** 12"x35" RTF

10 mm 0.39 in

16080

**SPLENDOR**

19 VARIAÇÕES GRÁFICAS  
19 GRAPHIC VARIATIONS




**30x90 cm RTF** 12"x35" RTF

10 mm 0.39 in

16080/450

**MISTRAL**

**SPLENDOR**



**30x90 cm RTF** 12"x35" RTF

10 mm 0.39 in

16080/650

**LEAF**

**SPLENDOR**



**M25x55 cm** 10"x22"

8 mm 0.32 in

16080

**SPLENDOR**

23 VARIAÇÕES GRÁFICAS  
23 GRAPHIC VARIATIONS



**M25x55 cm** 10"x22"

8 mm 0.32 in

16080/500

**ONDA**

**SPLENDOR**

35 VARIAÇÕES GRÁFICAS  
35 GRAPHIC VARIATIONS



**M 10x30 cm** 4"x22"

8 mm 0.32 in

16080

**SPLENDOR**

60 VARIAÇÕES GRÁFICAS  
60 GRAPHIC VARIATIONS

**RODAPÉ**  
BULLNOSE



**7,5x25 cm** 3"x10"

8 mm 0.32 in

16080/050

**SPLENDOR**

**EMBALAGENS E PESOS** PACKING AND WEIGHTS

EMB001 Rev 91/1122

Formato Size	Caixa Box			Paleta Pallet				
	Pcs. Stk.	m <sup>2</sup> / m	kg	Caixa / Paleta Box / Pallet	m <sup>2</sup>	Net. kg	Brut. kg	cm
<b>REVESTIMENTO WALL TILES</b>								
30x90x1 cm RTF 298x898 mm	4	1,0800 m <sup>2</sup>	19,25	48	51,8400	924	949	120x100x85
M25x55x0,8 cm	10	1,3750 m <sup>2</sup>	18,29	48	66,0000	878	903	120x80x90
M10x30x0,8 cm	30	0,9000 m <sup>2</sup>	11,52	88	79,2000	1.014	1.039	120x80x93
<b>Mistral · Wind · Leaf</b>	30x90x1 cm RTF 298x898 mm	4	1,0800 m <sup>2</sup>	19,25				
<b>Onda · Wave</b>	M25x55x0,8 cm	10	1,3750 m <sup>2</sup>	18,90				
<b>Rodapé Bullnose</b>	7,5x25x0,8 cm	44	11,0000 m	11,04				

RTF = Retificado  
RTF = Rectified


**ETERNAL BEAUTY**



**WHITE BEAUTY**  
M25x55 cm 10"x22" | 16080


**MARBLE EFFECT**

COLEÇÕES COLLECTIONS  
SPLENDOR · MARBLE X



**58×118 cm RTF P** 23"×46" RTF P  
9 mm 0.35 in

8877 MARBLE X



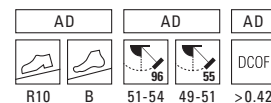
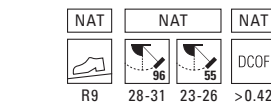
**60×120 cm RTF** 24"×47" RTF  
9 mm 0.35 in

8867 MARBLE X  
12 VARIAÇÕES GRÁFICAS  
12 GRAPHIC VARIATIONS


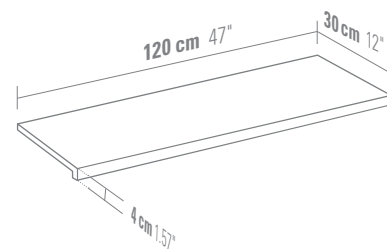


**60×120 cm RTF AD** 24"×47" RTF AD  
9 mm 0.35 in

8867 MARBLE X



**PEÇA DEGRAU LINEAR**  
STEP TREAD




**30×120 cm RTF PDL**  
12"×47" RTF PDL  
9 mm 0.35 in

8867 MARBLE X

**30×120 cm RTF PDL AD**  
12"×47" RTF PDL AD  
9 mm 0.35 in

8867 MARBLE X



**30×118 cm RTF PDL P**  
12"×46" RTF PDL P  
9 mm 0.35 in

8877 MARBLE X

**RODAPÉ**  
BULLNOSE



**8×120 cm RTF ROD**  
3.15"×47" RTF ROD  
9 mm 0.35 in

8867 MARBLE X

8867

**8×118 cm RTF ROD P**  
3.15"×46" RTF ROD P  
9 mm 0.35 in

8877 MARBLE X

8877



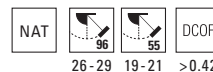
**M 10×30 cm**  
4"×12"  
8 mm 0.32 in

9420/050 SPLENDOR

RTF = Retificado  
RT = Rectified  
AD = Antiderrapante  
AD = Slip-Resistant  
P = Polido  
P = Polished


Nota: Podem existir diferenças de tonalidade entre o acabamento natural e o polido.  
Note: Shade variation may exist between natural and polished finish.

**ETERNAL BEAUTY**



**60×60 cm RTF** 24"×24" RTF  
8 mm 0.32 in

9420 SPLENDOR  
15 VARIAÇÕES GRÁFICAS  
15 GRAPHIC VARIATIONS




**60×60 cm** 24"×24"  
8 mm 0.32 in

9420 SPLENDOR  
15 VARIAÇÕES GRÁFICAS  
15 GRAPHIC VARIATIONS



**30×60 cm** 12"×24"  
8 mm 0.32 in

9420 SPLENDOR  
22 VARIAÇÕES GRÁFICAS  
22 GRAPHIC VARIATIONS



**M 30×30 cm** 12"×12"  
8 mm 0.32 in

9420 SPLENDOR  
50 VARIAÇÕES GRÁFICAS  
50 GRAPHIC VARIATIONS

**MOSAICO 36**  
MOSAIC 36



**33×33 cm** 13"×13"  
8 mm 0.32 in

9420/640 SPLENDOR

**MOSAICO HEX REGULAR**  
MOSAIC HEX REGULAR



**33×30 cm** 13"×12"  
8 mm 0.32 in

9420/720 SPLENDOR

**EMBALAGENS E PESOS** PACKING AND WEIGHTS EMB001 Rev 91/1122

Formato Size	Caixa Box			Paleta Pallet					
	Pcs. Stk.	m <sup>2</sup> / m	kg	Caixa / Paleta Box / Pallet	m <sup>2</sup>	Net. kg	Brut. kg	cm	
<b>PAVIMENTO FLOOR TILES</b>									
<b>Natural</b> Natural	60×120×0,9cm RTF 598×1198 mm	2	1,4400 m <sup>2</sup>	27,67	33	47,5200	913	938	120×80×75
<b>Polido</b> Polished	58×118×0,9 cm RTF P 580×1180 mm	2	1,3688 m <sup>2</sup>	26,30	33	45,1704	868	893	120×80×73
<b>Natural</b> Natural	60×60×0,8 cm RTF 598×598 mm	4	1,4400 m <sup>2</sup>	25,92	32	46,0800	829	854	120×80×74
	60×60×0,8 cm	4	1,4400 m <sup>2</sup>	24,94	32	46,0800	798	823	120×80×74
	30×60×0,8 cm	7	1,2600 m <sup>2</sup>	21,79	40	50,4000	872	897	120×80×75
	M 30×30×0,8 cm	14	1,2600 m <sup>2</sup>	22,80	46	57,96	1.049	1.074	120×80×73
<b>Mosaico 36</b> Mosaic 36	33×33×0,8 cm	9	0,9801 m <sup>2</sup>	16,60					
<b>Mosaico HEX Reg.</b> Mosaic HEX Reg.	33×30×0,8 cm	9	0,8140 m <sup>2</sup>	12,50					
<b>Peça Degrau Linear</b> Step Tread	30×120×0,9 cm RTF PDL 298×1198 mm	2	0,8160 m <sup>2</sup>	13,45					
	30×118×0,9 cm RTF PDL P 298×1180 mm	2	0,8030 m <sup>2</sup>	13,24					
<b>Rodapé</b> Bullnose	8×120×0,9 cm RTF ROD 80×1198 mm	10	12,0000 m	18,02					
	8×118×0,9 cm RTF ROD P 298×1180 mm	10	11,8000 m	17,80					
	M 10×30×0,8 cm	42	12,6000 m	19,61					



# PALISSANDRO

**4** CORES  
COLOURS

**3** FORMATOS REVESTIMENTO  
WALL TILES SIZES

**1** ESTRUTURA  
STRUCTURE

**2** FORMATOS PAVIMENTO  
FLOOR TILES SIZES

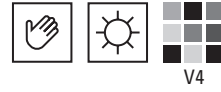
**3** MOSAICOS  
MOSAICS

**Mármore com mistura de madeira queimada. Os veios horizontais harmoniosamente fendilhados por aparentes finas lascas de madeira, excedendo as expectativas de qualquer imaginário.**

Marble mixed with burned wood. Horizontal veins harmoniously cracked with thin wood shavings, exceeding the imagination of any creative mind.

**MARBLE EFFECT**

COLEÇÕES COLLECTIONS  
FOSSIL



BRANCO WHITE



**M 25x75 cm** 10"x30"

9 mm 0.35 in

16085

00 VARIACOES GRÁFICAS  
00 GRAPHIC VARIATIONS



**M 25x75 cm** 10"x30"

9 mm 0.35 in

16085/500

**ONDA**



**M 10x30 cm** 4"x22"

8 mm 0.32 in

16085



**M 25x55 cm** 10"x22"

8 mm 0.32 in

16085



**M 25x55 cm** 10"x22"

8 mm 0.32 in

16085/500

**ONDA**

BEGE BEIGE



**M 25x75 cm** 10"x30"

9 mm 0.35 in

16086

00 VARIACOES GRÁFICAS  
00 GRAPHIC VARIATIONS




**M 25x75 cm** 10"x30"

9 mm 0.35 in

16086/500

**ONDA**



**M 10x30 cm** 4"x22"

8 mm 0.32 in

16086



**M 25x55 cm** 10"x22"

8 mm 0.32 in

16086



**M 25x55 cm** 10"x22"

8 mm 0.32 in

16086/500

**ONDA**



**PALISSANDRO**



**20x120 cm RTF**  
8"x47" RTF

9 mm 0.35 in

9040



**30x60 cm RTF**  
12"x24"

8 mm 0.32 in

9040

**MOSAICO 36**  
MOSAIC 36



**33x33 cm**  
13"x13"

8 mm 0.32 in

9040/640

**MOSAICO HEX REGULAR**  
MOSAIC HEX REGULAR



**33x30 cm**  
13"x12"

8 mm 0.32 in

9040/720

**MOSAICO PICKET**  
MOSAIC PICKET



**29x29 cm**  
11.5"x11.5"

8 mm 0.32 in

9040/614

**MOSAICO METRIC**  
MOSAIC METRICS



**29x29 cm**  
11.5"x11.5"

8 mm 0.32 in

9040/624

**RODAPÉ BULLNOSE**



**8x120 cm RTF ROD**  
3.15"x47" RTF ROD

9 mm 0.35 in

**8x60 cm RTF ROD**  
3.15"x24" RTF ROD

8 mm 0.32 in

9040



**20x120 cm RTF**  
8"x47" RTF

9 mm 0.35 in

9041




**30x60 cm RTF**  
12"x24"

8 mm 0.32 in

9041

**MOSAICO 36**  
MOSAIC 36




**33x33 cm**  
13"x13"

8 mm 0.32 in

9041/640

**MOSAICO HEX REGULAR**  
MOSAIC HEX REGULAR



**33x30 cm**  
13"x12"

8 mm 0.32 in

9041/720

**MOSAICO PICKET**  
MOSAIC PICKET




**29x29 cm**  
11.5"x11.5"

8 mm 0.32 in

9041/614

**MOSAICO METRIC**  
MOSAIC METRICS



**29x29 cm**  
11.5"x11.5"

8 mm 0.32 in

9041/624

**RODAPÉ BULLNOSE**



**8x120 cm RTF ROD**  
3.15"x47" RTF ROD

9 mm 0.35 in

**8x60 cm RTF ROD**  
3.15"x24" RTF ROD

8 mm 0.32 in

9041

RTF = Retificado  
RTF = Rectified

MARBLE EFFECT

COLEÇÕES COLLECTIONS FOSSIL



CINZA ESCURO DARK GREY



M 25x75 cm 10"x30"

9 mm 0.35 in

16088

00 VARIACOES GRAFICAS 00 GRAPHIC VARIATIONS



M 25x75 cm 10"x30"

9 mm 0.35 in

16088/500


ONDA



M 10x30 cm 4"x22"

8 mm 0.32 in

16088



M 25x55 cm 10"x22"

8 mm 0.32 in

16088



M 25x55 cm 10"x22"

8 mm 0.32 in

16088/500

ONDA

NATURAL NATURAL



M 25x75 cm 10"x30"

9 mm 0.35 in

16089

00 VARIACOES GRAFICAS 00 GRAPHIC VARIATIONS



M 25x75 cm 10"x30"

9 mm 0.35 in

16089/500

ONDA



M 10x30 cm 4"x22"

8 mm 0.32 in

16089



M 25x55 cm 10"x22"

8 mm 0.32 in

16089



M 25x55 cm 10"x22"

8 mm 0.32 in

16089/500

ONDA



20x120 cm RTF 8"x47" RTF

9 mm 0.35 in

9043




30x60 cm RTF 12"x24"

8 mm 0.32 in

9043

MOSAICO 36 MOSAIC 36



33x33 cm 13"x13"

8 mm 0.32 in

9043/640

MOSAICO HEX REGULAR MOSAIC HEX REGULAR



33x30 cm 13"x12"

8 mm 0.32 in

9043/720

MOSAICO PICKET MOSAIC PICKET



29x29 cm 11.5"x11.5"

8 mm 0.32 in

9043/614

MOSAICO METRIC MOSAIC METRICS



29x29 cm 11.5"x11.5"

8 mm 0.32 in

9043/624

RODAPÉ BULLNOSE



8x120 cm RTF ROD 3.15"x47" RTF ROD

9 mm 0.35 in

8x60 cm RTF ROD 3.15"x24" RTF ROD

8 mm 0.32 in

9043



20x120 cm RTF 8"x47" RTF

9 mm 0.35 in

9044



30x60 cm RTF 12"x24"

8 mm 0.32 in

9044

MOSAICO 36 MOSAIC 36



33x33 cm 13"x13"

8 mm 0.32 in

9044/640

MOSAICO HEX REGULAR MOSAIC HEX REGULAR




33x30 cm 13"x12"

8 mm 0.32 in

9044/720

MOSAICO PICKET MOSAIC PICKET



29x29 cm 11.5"x11.5"

8 mm 0.32 in

9044/614

MOSAICO METRIC MOSAIC METRICS



29x29 cm 11.5"x11.5"

8 mm 0.32 in

9044/624

RODAPÉ BULLNOSE



8x120 cm RTF ROD 3.15"x47" RTF ROD

9 mm 0.35 in

8x60 cm RTF ROD 3.15"x24" RTF ROD

8 mm 0.32 in

9044

RTF = Retificado RTF = Rectified



**MARBLE**  
EFFECT



PALISSANDRO | CINZA ESCURO DARK GREY | 60x120cm 8°x47° | 9043

EMBALAGENS E PESOS \ PACKING AND WEIGHT1

EMB001 Rev 91/1122

Formato Size	Caixa Box 			Paleta Pallet 					
	Pcs. Stk.	m <sup>2</sup> / m	kg	Caixa / Paleta Box / Pallet	m <sup>2</sup>	Net. kg	Brut. kg	cm	
<b>REVESTIMENTO WALL TILES</b>									
M25x75x0,9cm	7	1,3125 m <sup>2</sup>	21,00	42	55,1250	882	907	120x80x90	
M25x55x0,8cm	10	1,3750 m <sup>2</sup>	18,29	48	66,0000	878	903	120x80x90	
M10x30x0,8cm	30	0,9000 m <sup>2</sup>	11,52	88	79,2000	1.014	1.039	120x80x93	
<b>Onda</b> M25x75x0,9cm	7	1,3125 m <sup>2</sup>	21,00						
M25x55x0,8cm	10	1,3750 m <sup>2</sup>	18,90						
<b>Rodapé Bullnose</b> 7,5x25x0,8cm	44	11,0000 m	11,04						
<b>PAVIMENTO FLOOR TILES</b>									
<b>Natural</b> Natural 20x120x0,9cm RTF	6	1,4400 m <sup>2</sup>	26,40	36	51,8400	950	975	120x80x77	
30x60x0,8cm RTF	7	1,2600 m <sup>2</sup>	22,30	40	50,4000	892	917	120x80x75	
<b>Mosaico 36</b> Mosaic 36 33x33x0,8cm	9	0,9801 m <sup>2</sup>	16,60						
<b>Mosaico HEX Reg.</b> Mosaic HEX Reg. 33x30x0,8cm	9	0,8140 m <sup>2</sup>	12,50						
<b>Mosaico Picket</b> Mosaic Picket 29x29x0,8cm	9	0,6714 m <sup>2</sup>	11,70						
<b>Mosaico Metrics</b> Mosaic Metrics 29x29x0,8cm	9	0,7668 m <sup>2</sup>	12,13						
<b>Rodapé Bullnose</b> 8x120cm RTF ROD	10	12,0000 m	18,02						
8x60cm RTF ROD	22	13,2000 m	19,61						

**PALISSANDRO**



PALISSANDRO | NATURAL NATURAL | 30x60cm 12°x24° | 9044

# AGATA

**3** CORES  
COLOURS

**3** FORMATOS REVESTIMENTO  
WALL TILES SIZES

**3** ESTRUTURAS  
STRUCTURES

**4** FORMATOS PAVIMENTO  
FLOOR TILES SIZES

**2** MOSAICOS  
MOSAICS

**A sumptuosa elegância do sonho em imaginários simples e elegantes!**

The sumptuous elegance of the dream, in simple or elegant imaginaries!

**AGATA BRANCO** AGATA WHITE  
**30×90 cm RTF** 12"×35" RTF | 16060  
**30×90 cm RTF** 12"×35" RTF | Leaf | 16060/650  
**60×60 cm** 24"×24" | 8950



MARBLE EFFECT

COLEÇÕES COLLECTIONS PURE



BRANCO WHITE



30x90 cm RTF 12"x35" RTF  
10 mm 0.39 in

16060  
19 VARIAÇÕES GRÁFICAS  
19 GRAPHIC VARIATIONS



30x90 cm RTF 12"x35" RTF  
10 mm 0.39 in

16060/450

MISTRAL



30x90 cm RTF 12"x35" RTF  
10 mm 0.39 in

16060/650

LEAF



M25x55 cm 10"x22"  
8 mm 0.32 in

16060  
23 VARIAÇÕES GRÁFICAS  
23 GRAPHIC VARIATIONS



M25x55 cm 10"x22"  
8 mm 0.32 in

16060/500  
35 VARIAÇÕES GRÁFICAS  
35 GRAPHIC VARIATIONS

ONDA



M10x30 cm 4"x22"  
8 mm 0.32 in

16060  
ATÉ 40 VARIAÇÕES GRÁFICAS  
UP TO 40 GRAPHIC VARIATIONS

RODAPÉ BULLNOSE



7,5x25 cm 3"x10"  
8 mm 0.32 in

16060/050

AZUL BLUE



30x90 cm RTF 12"x35" RTF  
10 mm 0.39 in

16061  
10 VARIAÇÕES GRÁFICAS  
10 GRAPHIC VARIATIONS



30x90 cm RTF 12"x35" RTF  
10 mm 0.39 in

16061/450

MISTRAL



30x90 cm RTF 12"x35" RTF  
10 mm 0.39 in

16061/650

LEAF



M25x55 cm 10"x22"  
8 mm 0.32 in

16061  
10 VARIAÇÕES GRÁFICAS  
10 GRAPHIC VARIATIONS



M25x55 cm 10"x22"  
8 mm 0.32 in

16061/500  
35 VARIAÇÕES GRÁFICAS  
35 GRAPHIC VARIATIONS

ONDA



M10x30 cm 4"x22"  
8 mm 0.32 in

16061  
ATÉ 40 VARIAÇÕES GRÁFICAS  
UP TO 40 GRAPHIC VARIATIONS

RODAPÉ BULLNOSE




7,5x25 cm 3"x10"  
8 mm 0.32 in

16061/050

RTF = Retificado  
RTF = Rectified



AGATA



60x60 cm 24"x24"  
8 mm 0.32 in

8950  
15 VARIAÇÕES GRÁFICAS  
15 GRAPHIC VARIATIONS



30x60 cm 12"x24"  
8 mm 0.32 in

8950  
60 VARIAÇÕES GRÁFICAS  
60 GRAPHIC VARIATIONS



M30x30 cm 12"x12"  
8 mm 0.32 in


8950  
33 VARIAÇÕES GRÁFICAS  
33 GRAPHIC VARIATIONS



M10x30 cm 4"x12"  
8 mm 0.32 in

8950  
ATÉ 40 VARIAÇÕES GRÁFICAS  
UP TO 40 GRAPHIC VARIATIONS

MOSAICO 36 MOSAIC 36



33x33 cm 13"x13"  
8 mm 0.32 in

8950/640

MOSAICO HEX REGULAR MOSAIC HEX REGULAR




33x30 cm 13"x12"  
8 mm 0.32 in

8950/720

RODAPÉ BULLNOSE

M10x30 cm 4"x12"  
8 mm 0.32 in

8950/050



60x60 cm 24"x24"  
8 mm 0.32 in

8951  
15 VARIAÇÕES GRÁFICAS  
15 GRAPHIC VARIATIONS



30x60 cm 12"x24"  
8 mm 0.32 in

8951  
60 VARIAÇÕES GRÁFICAS  
60 GRAPHIC VARIATIONS



M30x30 cm 12"x12"  
8 mm 0.32 in


8951  
30 VARIAÇÕES GRÁFICAS  
33 GRAPHIC VARIATIONS



M10x30 cm 4"x12"  
8 mm 0.32 in

8951  
ATÉ 40 VARIAÇÕES GRÁFICAS  
UP TO 40 GRAPHIC VARIATIONS

MOSAICO 36 MOSAIC 36



33x33 cm 13"x13"  
8 mm 0.32 in

8951/640

MOSAICO HEX REGULAR MOSAIC HEX REGULAR



33x30 cm 13"x12"  
8 mm 0.32 in

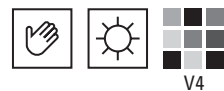
8951/720

RODAPÉ BULLNOSE

M10x30 cm 4"x12"  
8 mm 0.32 in

8951/050

**MARBLE**  
EFFECT

**COLEÇÕES COLLECTIONS**  
PURE


V4

CINZA GREY

**30×90 cm RTF** 12"×35" RTF

10 mm 0.39 in

16062

 19 VARIAÇÕES GRÁFICAS  
19 GRAPHIC VARIATIONS
**30×90 cm RTF** 12"×35" RTF

10 mm 0.39 in

16062/450

**MISTRAL****30×90 cm RTF** 12"×35" RTF

10 mm 0.39 in

16062/650

**LEAF****M 25×55 cm** 10"×22"


8 mm 0.32 in

16062

 23 VARIAÇÕES GRÁFICAS  
23 GRAPHIC VARIATIONS
**M 25×55 cm** 10"×22"

8 mm 0.32 in

16062/500

 35 VARIAÇÕES GRÁFICAS  
35 GRAPHIC VARIATIONS
**ONDA****M 10×30 cm** 4"×22"

8 mm 0.32 in

16062

 ATÉ 40 VARIAÇÕES GRÁFICAS  
UP TO 40 GRAPHIC VARIATIONS
**RODAPÉ**  
BULLNOSE**7,5×25 cm** 3"×10"

8 mm 0.32 in

16062/050

**AGATA CINZA** AGATA GREY | **60×60 cm** 24"×24" | 8952RTF = Retificado  
RTF = Rectified


V4

4

NAT

26-29

19-21

**AGATA****60×60 cm** 24"×24"

8 mm 0.32 in

8952

 15 VARIAÇÕES GRÁFICAS  
15 GRAPHIC VARIATIONS
**30×60 cm** 12"×24"

8 mm 0.32 in

8952

 60 VARIAÇÕES GRÁFICAS  
60 GRAPHIC VARIATIONS
**M 30×30 cm** 12"×12"


8 mm 0.32 in

8952

 33 VARIAÇÕES GRÁFICAS  
33 GRAPHIC VARIATIONS
**M 10×30 cm** 4"×12"


8 mm 0.32 in

8952

 ATÉ 40 VARIAÇÕES GRÁFICAS  
UP TO 40 GRAPHIC VARIATIONS
**MOSAICO 36**  
MOSAIC 36**33×33 cm** 13"×13"

8 mm 0.32 in

8952/640

**MOSAICO HEX REGULAR**  
MOSAIC HEX REGULAR**33×30 cm** 13"×12"

8 mm 0.32 in

8952/720

**RODAPÉ**  
BULLNOSE**M 10×30 cm** 4"×12"

8 mm 0.32 in

8952/050

**EMBALAGENS E PESOS** PACKING AND WEIGHTS

EMB001 Rev 91/1122

Formato Size	Caixa Box			Paleta Pallet					
	Pcs. Stk.	m <sup>2</sup> / m	kg	Caixa / Paleta Box / Pallet	m <sup>2</sup>	Net. kg	Brut. kg	cm	
<b>REVESTIMENTO WALL TILES</b>									
30×90×1 cm RTF 298×898 mm	4	1,0800 m <sup>2</sup>	19,25	48	51,8400	924	949	120×100×85	
M25×55×0,8 cm	10	1,3750 m <sup>2</sup>	18,29	48	66,0000	878	903	120×80×90	
M10×30×0,8 cm	30	0,9000 m <sup>2</sup>	11,52	88	79,2000	1.014	1.039	120×80×93	
<b>Mistral · Wind · Leaf</b>									
30×90×1 cm RTF 298×898 mm	4	1,0800 m <sup>2</sup>	19,25						
<b>Onda</b>									
M25×55×0,8 cm	10	1,3750 m <sup>2</sup>	18,90						
<b>Rodapé Bullnose</b>									
7,5×25×0,8 cm	44	11,0000 m	11,04						
<b>PAVIMENTO FLOOR TILES</b>									
<b>Natural Natural</b>									
60×60×0,8 cm	4	1,4400 m <sup>2</sup>	24,94	32	46,0800	798	823	120×80×74	
30×60×0,8 cm	7	1,2600 m <sup>2</sup>	21,79	40	50,4000	872	897	120×80×75	
M30×30×0,8 cm	14	1,2600 m <sup>2</sup>	22,80	46	57,96	1.049	1.074	120×80×73	
M10×30×0,8 cm	42	1,2600 m <sup>2</sup>	20,93	48	60,4800	1.005	1.030	120×80×73	
<b>Mosaico 36</b> Mosaic 36									
33×33×0,8 cm	9	0,9801 m <sup>2</sup>	16,60						
<b>Mosaico HEX Reg.</b> Mosaic HEX Reg.									
33×30×0,8 cm	9	0,8140 m <sup>2</sup>	12,50						
<b>Rodapé Bullnose</b>									
M10×30×0,8 cm	42	12,6000 m	19,61						



# DOLOMITE BIANCO

**4** FORMATOS REVESTIMIENTO  
WALL TILES SIZES

**5** ESTRUTURAS  
STRUCTURES

**6** FORMATOS PAVIMENTO  
FLOOR TILES SIZES

**5** MOSAICOS  
MOSAICS

**Autenticidade, pureza e luz única!**

Unique candour, purity and light!

**DOLOMITE BIANCO**

30×90 cm RTF 12"×35" RTF | 16053

30×90 cm RTF 12"×35" RTF | Leaf | 16053/650

60×60 cm 24"×24" | 9263

**MARBLE**  
EFFECT

COLEÇÕES COLLECTIONS  
GLAM · MARBELLOUS

DOLOMITE BIANCO



**30x90 cm RTF** 12"x35" RTF

± 10 mm 0.39 in

16053 **MARBELLOUS**

23 VARIAÇÕES GRÁFICAS  
23 GRAPHIC VARIATIONS




**30x90 cm RTF** 12"x35" RTF

± 10 mm 0.39 in

16053/450 **MISTRAL**

**MARBELLOUS**



**30x90 cm RTF** 12"x35" RTF

± 10 mm 0.39 in

16053/550 **WIND**

**MARBELLOUS**




**30x90 cm RTF** 12"x35" RTF

± 10 mm 0.39 in

16053/650 **LEAF**

**MARBELLOUS**



**M25x75 cm** 10"x30"

± 9 mm 0.35 in

4100 **GLAM**

21 VARIAÇÕES GRÁFICAS  
21 GRAPHIC VARIATIONS



**M25x75 cm** 10"x30"

± 9 mm 0.35 in

4100/500 **ONDA**

**GLAM**



**M25x55 cm** 10"x22"

± 8 mm 0.32 in

4100 **GLAM**

26 VARIAÇÕES GRÁFICAS  
26 GRAPHIC VARIATIONS



**M25x55 cm** 10"x22"

± 8 mm 0.32 in

4100/500 **ONDA**

**GLAM**



**M10x30 cm** 4"x22"

± 8 mm 0.32 in

16053 **MARBELLOUS**

ATÉ 40 VARIAÇÕES GRÁFICAS  
UP TO 40 GRAPHIC VARIATIONS

RODAPÉ BULLNOSE



**7,5x25 cm** 3"x10" ± 8 mm 0.32 in

4100/050 **GLAM**

RTF = Retificado  
RTF = Rectified

QUARTER ROUND QUARTER ROUND



**3x25 cm** 1.18"x10" ± 8 mm 0.32 in

4100/080 **GLAM**

# DOLOMITE BIANCO



DOLOMITE BIANCO | M25 x 55 cm 10" x 22" | 4100

EMBALAGENS E PESOS PACKING AND WEIGHTS EMB001 Rev 91/1122

Formato Size	Caixa Box			Paleta Pallet				
	Pcs. Stk.	m <sup>2</sup> / m	kg	Caixa / Paleta Box / Pallet	m <sup>2</sup>	Net. kg	Brut. kg	cm
<b>REVESTIMENTO WALL TILES</b>								
30x90x1 cm RTF 298x898 mm	4	1,0800 m <sup>2</sup>	19,25	48	51,8400	924	949	120x100x85
M25x75x0,9 cm	7	1,3125 m <sup>2</sup>	21,00	42	55,125	882	907	120x80x90
M25x55x0,8 cm	10	1,3750 m <sup>2</sup>	18,29	48	66,0000	878	903	120x80x90
M10x30x0,8 cm	30	0,9000 m <sup>2</sup>	11,52	88	79,2000	1.014	1.039	120x80x93
<b>Mistral · Wind · Leaf</b>	30x90x1 cm RTF 298x898 mm	4	1,0800 m <sup>2</sup>	19,25				
<b>Onda</b>	M25x75x0,9 cm	7	1,3125 m <sup>2</sup>	21,00				
<b>Onda</b>	M25x55x0,8 cm	10	1,3750 m <sup>2</sup>	18,90				
<b>Rodapé Bullnose</b>	7,5x25x0,8 cm	44	11,0000 m	11,04				
<b>Quarter Round</b> Quarter Round	3x25x0,8 cm	12	3,0000 m	1,23				

**MARBLE EFFECT**

COLEÇÕES COLLECTIONS  
GLAM · MARBELLOUS DOLOMITE BIANCO




**60x60 cm RTF** 24"x24" RTF

8 mm 0.32 in

9263 **MARBELLOUS**

12 VARIAÇÕES GRÁFICAS  
12 GRAPHIC VARIATIONS



**60x60 cm** 24"x24"

8 mm 0.32 in

9263 **MARBELLOUS**



**30x60 cm** 12"x24"

8 mm 0.32 in

9070 **GLAM**

29 VARIAÇÕES GRÁFICAS  
29 GRAPHIC VARIATIONS



**M30x30 cm** 12"x12"

8 mm 0.32 in

9263 **MARBELLOUS**

35 VARIAÇÕES GRÁFICAS  
35 GRAPHIC VARIATIONS




**M10x30 cm** 4"x12"

8 mm 0.32 in

9070 **GLAM**

50 VARIAÇÕES GRÁFICAS  
50 GRAPHIC VARIATIONS

**MOSAICO MURETO**  
MOSAIC MURETO




**32,5x60 cm** 13"x24"

8 mm 0.32 in

NAT

9070/012 **GLAM**

**MOSAICO HEX REGULAR**  
MOSAIC HEX REGULAR



**33x30 cm** 13"x12"

8 mm 0.32 in

9070/720 **GLAM**

**MOSAICO IRREGULAR**  
MOSAIC IRREGULAR

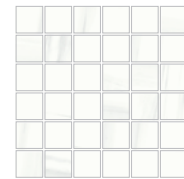


**30x30 cm** 12"x12"

8 mm 0.32 in

9070/920 **GLAM**

**MOSAICO 36**  
MOSAIC 36



**33x33 cm** 13"x13"

8 mm 0.32 in

9263/640 **MARBELLOUS**

**MOSAICO BLOCO 12**  
MOSAIC BLOCK 12



**27x30 cm** 11"x12"

8 mm 0.32 in

9263/412 **MARBELLOUS**

**RODAPÉ**  
BULLNOSE



**8x60 cm ROD** 3.15"x24" ROD

8 mm 0.32 in

9263 **MARBELLOUS**

RTF = Retificado  
RTF = Rectified

# DOLOMITE BIANCO



DOLOMITE BIANCO | 30x60 cm 12"x24" | 9070

EMBALAGENS E PESOS PACKING AND WEIGHTS EMB001 Rev 91/1122

Formato Size	Caixa Box			Paleta Pallet					
	Pcs. Stk.	m <sup>2</sup> / m	kg	Caixa / Paleta Box / Pallet	m <sup>2</sup>	Net. kg	Brut. kg	cm	
<b>PAVIMENTO FLOOR TILES</b>									
<b>Natural</b> Natural	60x60x0,8 cm RTF 598x598 mm	4	1,4400 m <sup>2</sup>	25,92	32	46,0800	829	854	120x80x74
	60x60x0,8 cm	4	1,4400 m <sup>2</sup>	24,94	32	46,0800	798	823	120x80x74
	30x60x0,8 cm	7	1,2600 m <sup>2</sup>	21,79	40	50,4000	872	897	120x80x75
	M30x30x0,8 cm	14	1,2600 m <sup>2</sup>	22,80	46	57,96	1.049	1.074	120x80x73
M10x30x0,8 cm	42	1,2600 m <sup>2</sup>	20,93	48	60,4800	1.005	1.030	120x80x73	
<b>Mosaico Mureto</b> Mosaic Mureto	32,5x60x0,8 cm	6	1,3380 m <sup>2</sup>	24,10					
<b>Mosaico 36</b> Mosaic 36	33x33x0,8 cm	9	0,9801 m <sup>2</sup>	16,60					
<b>Mosaico HEX Reg.</b> Mosaic HEX Reg.	33x30x0,8 cm	9	0,8140 m <sup>2</sup>	12,50					
<b>Mosaico Irregular</b> Mosaic Irregular	30x30x0,8 cm	10	0,9000 m <sup>2</sup>	16,00					
<b>Mosaico Bloco 12</b> Mosaic Block 12	27x30x0,8 cm	9	0,7290 m <sup>2</sup>	11,20					
<b>Rodapé</b> Bullnose	8x60x0,8 cm ROD	22	13,2000 m	19,61					



# MARFIL

**4** FORMATOS REVESTIMENTO  
WALL TILES SIZES

**5** ESTRUTURAS  
STRUCTURES


**4** FORMATOS PAVIMENTO  
FLOOR TILES SIZES

**4** MOSAICOS  
MOSAICS

**Detalhes naturais  
para uma solução que interpreta  
o luxo do mármore  
de forma sofisticada.**

Natural details  
for a solution that interprets  
the luxury of marble  
in a sophisticated way.

**MARFIL**  
30×90 cm RTF 12"×35" RTF | 16051  
60×60 cm RTF 24"×24" RTF | 9261  
Mosaico Bloco Mosaic Block | 27×30 cm RTF 11"×12" RTF | 9261/412

**MARBLE**  
EFFECTCOLEÇÕES COLLECTIONS  
LUXURY · MARBELLOUS MARFIL**30×90 cm RTF** 12"×35" RTF

± 10 mm 0.39 in

16051

MARBELLOUS


23 VARIAÇÕES GRÁFICAS  
23 GRAPHIC VARIATIONS**30×90 cm RTF** 12"×35" RTF

± 10 mm 0.39 in

16051/450

**MISTRAL**

MARBELLOUS


**30×90 cm RTF** 12"×35" RTF

± 10 mm 0.39 in

16051/550

**WIND**

MARBELLOUS


**30×90 cm RTF** 12"×35" RTF

± 10 mm 0.39 in

16051/650

**LEAF**

MARBELLOUS

**M 25×75 cm** 10"×30"

± 9 mm 0.35 in

6095

LUXURY


21 VARIAÇÕES GRÁFICAS  
21 GRAPHIC VARIATIONS**M 25×75 cm** 10"×30"

± 9 mm 0.35 in

6095/400

**WAVE**


LUXURY

**M 25×55 cm** 10"×22"

± 8 mm 0.32 in

6095

LUXURY

26 VARIAÇÕES GRÁFICAS  
26 GRAPHIC VARIATIONS**M 25×55 cm** 10"×22"

± 8 mm 0.32 in

6095/400

**WAVE**

LUXURY

**RODAPÉ BULLNOSE****7,5×25 cm** 3"×10"

± 8 mm 0.32 in

6095/050

LUXURY

RTF = Retificado  
RTF = Rectified**QUARTER ROUND QUARTER ROUND****3×25 cm** 1.18"×10"

± 8 mm 0.32 in

6095/080

LUXURY

**ÂNGULO QUARTER ROUND**  
QUARTER ROUND ANGLE**3×3 cm** 1.18"×1.18"

± 8 mm 0.32 in

6095/090

LUXURY

**MARFIL**

MARFIL 30 × 90 cm RTF 12" × 35" | 16051


## EMBALAGENS E PESOS PACKING AND WEIGHTS

EMB001 Rev 91/1122

Formato Size	Caixa Box			Paleta Pallet				
	Pcs. Stk.	m <sup>2</sup> / m	kg	Caixa / Paleta Box / Pallet	m <sup>2</sup>	Net. kg	Brut. kg	cm
REVESTIMENTO WALL TILES								
30×90×1 cm RTF 298×898 mm	4	1,0800 m <sup>2</sup>	19,25	48	51,8400	924	949	120×100×85
M 25×75×0,9 cm	7	1,3125 m <sup>2</sup>	21,00	42	55,125	882	907	120×80×90
M 25×55×0,8 cm	10	1,3750 m <sup>2</sup>	18,29	48	66,0000	878	903	120×80×90
M 10×30×0,8 cm	30	0,9000 m <sup>2</sup>	11,52	88	79,2000	1.014	1.039	120×80×93
<b>Mistral · Wind · Leaf</b>	30×90×1 cm RTF 298×898 mm	4	1,0800 m <sup>2</sup>	19,25				
<b>Wave</b>	M 25×75×0,9 cm	7	1,3125 m <sup>2</sup>	21,00				
<b>Wave</b>	M 25×55×0,8 cm	10	1,3750 m <sup>2</sup>	18,90				
<b>Rodapé Bullnose</b>	7,5×25×0,8 cm	44	11,0000 m	11,04				
<b>Quarter Round</b> Quarter Round	3×25×0,8 cm	12	3,0000 m	1,23				
<b>Ângulo Quarter Round</b> Q. R. Angle	3×3×0,8 cm	4	-	0,07				


**MARBLE**  
EFFECT

COLEÇÕES COLLECTIONS  
BERNINI · LUXURY · MARBELLOUS




**60x60 cm RTF** 24"x24" RTF  
8 mm 0.32 in

9261 **MARBELLOUS**  
15 VARIAÇÕES GRÁFICAS  
15 GRAPHIC VARIATIONS



**60x60 cm** 24"x24"  
8 mm 0.32 in

9261 **MARBELLOUS**



**30x60 cm** 12"x24"  
8 mm 0.32 in

8882 **BERNINI**  
22 VARIAÇÕES GRÁFICAS  
22 GRAPHIC VARIATIONS



**M30x30 cm** 12"x12"  
8 mm 0.32 in

9261 **MARBELLOUS**  
33 VARIAÇÕES GRÁFICAS  
33 GRAPHIC VARIATIONS



**M10x30 cm** 4"x12"  
8 mm 0.32 in

8882 **BERNINI**  
35 VARIAÇÕES GRÁFICAS  
35 GRAPHIC VARIATIONS

**MOSAICO 36**  
MOSAIC 36



**33x33 cm** 13"x13"  
8 mm 0.32 in

**LUXURY**  
8882/640

**MOSAICO HEX**  
MOSAIC HEX



**37x33 cm** 15"x13"  
8 mm 0.32 in

**BERNINI**  
8882/820

**MOSAICO HEX REGULAR**  
MOSAIC HEX REGULAR



**33x30 cm** 13"x12"  
8 mm 0.32 in

**BERNINI**  
8882/720

**MOSAICO BLOCO 12**  
MOSAIC BLOCK 12



**27x30 cm** 11"x12"  
8 mm 0.32 in

**MARBELLOUS**  
9261/412

**RODAPÉ**  
BULLNOSE



**8x60 cm ROD** 3.15"x24" ROD  
8 mm 0.32 in

**MARBELLOUS**  
9261

EMBALAGENS E PESOS PACKING AND WEIGHTS

EMB001 Rev 91/1122

Formato Size	Caixa Box			Paleta Pallet					
	Pcs. Stk.	m <sup>2</sup> / m	kg	Caixa / Paleta Box / Pallet	m <sup>2</sup>	Net. kg	Brut. kg	cm	
<b>PAVIMENTO FLOOR TILES</b>									
<b>Natural</b> Natural	60x60x0,8 cm RTF 598x598 mm	4	1,4400 m <sup>2</sup>	25,92	32	46,0800	829	854	120x80x74
	60x60x0,8 cm	4	1,4400 m <sup>2</sup>	24,94	32	46,0800	798	823	120x80x74
	30x60x0,8 cm	7	1,2600 m <sup>2</sup>	21,79	40	50,4000	872	897	120x80x75
	M30x30x0,8 cm	14	1,2600 m <sup>2</sup>	22,80	46	57,96	1.049	1.074	120x80x73
	M10x30x0,8 cm	42	1,2600 m <sup>2</sup>	20,93	48	60,4800	1.005	1.030	120x80x73
<b>Mosaico 36</b> Mosaic 36	33x33x0,8 cm	9	0,9801 m <sup>2</sup>	16,60					
<b>Mosaico HEX</b> Mosaic HEX	37x33x0,8 cm	11	1,3870 m <sup>2</sup>	13,20					
<b>Mosaico HEX Reg.</b> Mosaic HEX Reg.	33x30x0,8 cm	9	0,8140 m <sup>2</sup>	12,50					
<b>Mosaico Bloco 12</b> Mosaic Block 12	27x30x0,8 cm	9	0,7290 m <sup>2</sup>	11,20					
<b>Rodapé</b> Bullnose	8x60x0,8 cm ROD	22	13,2000 m	19,61					

RTF = Retificado  
RTF = Rectified



**MARFIL**

MARFIL | 30x60 cm 12"x24" | 8882





# ONYX

## WHITE CLOUD

**3** FORMATOS REVESTIMENTO  
WALL TILES SIZES

**3** ESTRUTURAS  
STRUCTURES

**4** FORMATOS PAVIMENTO  
FLOOR TILES SIZES

**2** MOSAICOS  
MOSAICS

**Mármore repleto de personalidade,  
com elegantes e marcantes veios  
que percorrem a superfície cerâmica.**

Marble full of personality,  
with elegant and eye-catching veins  
that go through the ceramic surface.

ONYX - WHITE CLOUD


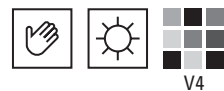
30x90 cm RTF 12"x35" RTF | 16083

M 10x30 cm 4"x12" | 16083

30x60 cm 12"x24" | 9423

**MARBLE EFFECT**

COLEÇÕES COLLECTIONS  
**SPLENDOR WHITE CLOUD**



**30x90 cm RTF** 12"×35" RTF  
± 10 mm 0.39 in

16083 **SPLENDOR**

22 VARIAÇÕES GRÁFICAS  
22 GRAPHIC VARIATIONS



**30x90 cm RTF** 12"×35" RTF  
± 10 mm 0.39 in

16083/450 **SPLENDOR**

**MISTRAL**



**30x90 cm RTF** 12"×35" RTF  
± 10 mm 0.39 in

16083/650 **SPLENDOR**

**LEAF**



**M25x55 cm** 10"×22"  
± 8 mm 0.32 in

16083 **SPLENDOR**

22 VARIAÇÕES GRÁFICAS  
22 GRAPHIC VARIATIONS



**M25x55 cm** 10"×22"  
± 8 mm 0.32 in **ONDA**

16083/500 **SPLENDOR**



**M10x30 cm** 4"×12"  
± 8 mm 0.32 in

16083 **SPLENDOR**

ATÉ 40 VARIAÇÕES GRÁFICAS  
UP TO 40 GRAPHIC VARIATIONS

**RODAPÉ BULLNOSE**



**7,5x25 cm** 3"×10"  
± 8 mm 0.32 in

16083/050 **SPLENDOR**



WHITE CLOUD | M25 x 55 cm 10" x 22" | 16083


RTF = Retificado  
RTF = Rectified



**60x60 cm RTF** 24"×24" RTF  
± 8 mm 0.32 in


9423 **SPLENDOR**

ATÉ 15 VARIAÇÕES GRÁFICAS  
UP TO 15 GRAPHIC VARIATIONS



**60x60 cm** 24"×24"  
± 8 mm 0.32 in


9423 **SPLENDOR**



**30x60 cm** 12"×24"  
± 8 mm 0.32 in

9423 **SPLENDOR**

ATÉ 27 VARIAÇÕES GRÁFICAS  
UP TO 27 GRAPHIC VARIATIONS




**M30x30 cm** 12"×12"  
± 8 mm 0.32 in

9423 **SPLENDOR**

ATÉ 50 VARIAÇÕES GRÁFICAS  
UP TO 50 GRAPHIC VARIATIONS

**MOSAICO 36**  
MOSAIC 36



**33x33 cm** 13"×13"  
± 8 mm 0.32 in

**SPLENDOR**

9423/640

**MOSAICO HEX REGULAR**  
MOSAIC HEX REGULAR



**33x30 cm** 13"×12"  
± 8 mm 0.32 in

**SPLENDOR**

9423/720

**RODAPÉ BULLNOSE**



**M10x30 cm** 4"×12"  
± 8 mm 0.32 in

**SPLENDOR**

9423/050

EMBALAGENS E PESOS PACKING AND WEIGHTS

EMB001 Rev 91/1122

Formato Size	Caixa Box			Paleta Pallet				
	Pcs. Stk.	m <sup>2</sup> / m	kg	Caixa / Paleta Box / Pallet	m <sup>2</sup>	Net. kg	Brut. kg	cm
<b>REVESTIMENTO WALL TILES</b>								
30x90x1 cm RTF 298x898 mm	4	1,0800 m <sup>2</sup>	19,25	48	51,8400	924	949	120x100x85
M25x55x0,8 cm	10	1,3750 m <sup>2</sup>	18,29	48	66,0000	878	903	120x80x90
M10x30x0,8 cm	30	0,9000 m <sup>2</sup>	11,52	88	79,2000	1.014	1.039	120x80x93
<b>Mistral - Leaf</b>								
30x90x1 cm RTF 298x898 mm	4	1,0800 m <sup>2</sup>	19,25					
<b>Onda</b>								
M25x55x0,8 cm	10	1,3750 m <sup>2</sup>	18,90					
<b>Rodapé Bullnose</b>								
7,5x25x0,8 cm	44	11,0000 m	11,04					
<b>PAVIMENTO FLOOR TILES</b>								
60x60x0,8 cm RTF 598x598 mm	4	1,4400 m <sup>2</sup>	25,92	32	46,0800	829	854	120x80x74
<b>Natural Natural</b>								
60x60x0,8 cm	4	1,4400 m <sup>2</sup>	24,94	32	46,0800	798	823	120x80x74
30x60x0,8 cm	7	1,2600 m <sup>2</sup>	21,79	40	50,4000	872	897	120x80x75
M30x30x0,8 cm	14	1,2600 m <sup>2</sup>	22,80	46	57,96	1.049	1.074	120x80x73
<b>Mosaico 36</b> Mosaic 36								
33x33x0,8 cm	9	0,9801 m <sup>2</sup>	16,60					
<b>Mosaico HEX Reg.</b> Mosaic HEX Reg.								
33x30x0,8 cm	9	0,8140 m <sup>2</sup>	12,50					
<b>Rodapé Bullnose</b>								
M10x30x0,8 cm	42	12,6000 m	19,61					



# ONYX

## ONICE BIANCO

**4** FORMATOS REVESTIMENTO  
WALL TILES SIZES

**4** ESTRUTURAS  
STRUCTURES

**5** FORMATOS PAVIMENTO  
FLOOR TILES SIZES

**5** MOSAICOS  
MOSAICS

**A delicada renovação temporal,  
a beleza da idade e a serenidade  
para além do tempo!**

Presents the smoothness of a long time  
changing, the beauty of the age  
and the serenity beyond time!

ONYX ONICE BIANCO

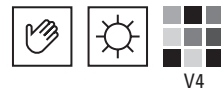
30×90 cm RTF 12"×35" RTF | 16054

30×90 cm RTF 12"×35" RTF | Mistral | 16054/450

60×60 cm RTF 24"×24" RTF | 9264

**MARBLE**  
EFFECT

COLEÇÕES COLLECTIONS  
GLAM · MARBELLOUS ONICE BIANCO



**30×90 cm RTF** 12"×35" RTF

± 10 mm 0.39 in

16054

MARBELLOUS

27 VARIAÇÕES GRÁFICAS  
27 GRAPHIC VARIATIONS



**30×90 cm RTF** 12"×35" RTF

± 10 mm 0.39 in

16054/450

MISTRAL

MARBELLOUS



**30×90 cm RTF** 12"×35" RTF

± 10 mm 0.39 in

16054/650

LEAF

MARBELLOUS



**30×90 cm RTF** 12"×35" RTF

± 10 mm 0.39 in

16054/550

WIND

MARBELLOUS



**M25×75 cm** 10"×30"

± 9 mm 0.35 in

4101

GLAM

31 VARIAÇÕES GRÁFICAS  
31 GRAPHIC VARIATIONS



**M25×75 cm** 10"×30"

± 9 mm 0.35 in

4101/500

ONDA

GLAM

RODAPÉ  
BULLNOSE

**7,5×25 cm** 3"×10"

± 8 mm 0.32 in

4101/050

GLAM

QUARTER ROUND  
QUARTER ROUND

**3×25 cm** 1.18"×10"

± 8 mm 0.32 in

4101/080

GLAM



**M25×55 cm** 10"×22"

± 8 mm 0.32 in

4101

GLAM

31 VARIAÇÕES GRÁFICAS  
31 GRAPHIC VARIATIONS



**M25×55 cm** 10"×22"

± 8 mm 0.32 in

4101/500

ONDA

GLAM



**M10×30 cm** 4"×12"

± 8 mm 0.32 in

16054

MARBELLOUS


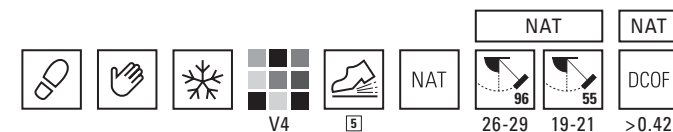
ATÉ 29 VARIAÇÕES GRÁFICAS  
UP TO 29 GRAPHIC VARIATIONS

EMBALAGENS E PESOS PACKING AND WEIGHTS

EMB001 Rev 91/1122

Formato Size	Caixa Box			Paleta Pallet				
	Pcs. Stk.	m <sup>2</sup> / m	kg	Caixa / Paleta Box / Pallet	m <sup>2</sup>	Net. kg	Brut. kg	cm
<b>REVESTIMENTO WALL TILES</b>								
30×90×1 cm RTF 298×898 mm	4	1,0800 m <sup>2</sup>	19,25	48	51,8400	924	949	120×100×85
M25×75×0,9 cm	7	1,3125 m <sup>2</sup>	21,00	42	55,125	882	907	120×80×90
M25×55×0,8 cm	10	1,3750 m <sup>2</sup>	18,29	48	66,0000	878	903	120×80×90
M10×30×0,8 cm	30	0,9000 m <sup>2</sup>	11,52	88	79,2000	1.014	1.039	120×80×93
<b>Mistral · Wind · Leaf</b>	30×90×1 cm RTF 298×898 mm	4	1,0800 m <sup>2</sup>	19,25				
<b>Onda</b>	M25×75×0,9 cm	7	1,3125 m <sup>2</sup>	21,00				
<b>Onda</b>	M25×55×0,8 cm	10	1,3750 m <sup>2</sup>	18,90				
<b>Rodapé Bullnose</b>	7,5×25×0,8 cm	44	11,0000 m	11,04				
<b>Quarter Round</b> Quarter Round	3×25×0,8 cm	12	3,0000 m	1,23				

RTF = Retificado  
RTF = Rectified




**60×60 cm RTF** 24"×24" RTF

± 8 mm 0.32 in

9264

MARBELLOUS

22 VARIAÇÕES GRÁFICAS  
22 GRAPHIC VARIATIONS



**60×60 cm** 24"×24"

± 8 mm 0.32 in

9264

MARBELLOUS



**30×60 cm** 12"×24"

± 8 mm 0.32 in

9071

GLAM

23 VARIAÇÕES GRÁFICAS  
23 GRAPHIC VARIATIONS



**M30×30 cm** 12"×12"

± 8 mm 0.32 in

9264

MARBELLOUS

86 VARIAÇÕES GRÁFICAS  
86 GRAPHIC VARIATIONS



**M10×30 cm** 4"×12"


± 8 mm 0.32 in

9071

GLAM

44 VARIAÇÕES GRÁFICAS  
44 GRAPHIC VARIATIONS

MOSAICO MURETO  
MOSAIC MURETO




**32,5×60 cm** 13"×24"

± 8 mm 0.32 in

9071/012

GLAM

MOSAICO 36  
MOSAIC 36



**33×33 cm** 13"×13"

± 8 mm 0.32 in

9264/640

MARBELLOUS

MOSAICO HEX REGULAR  
MOSAIC HEX REGULAR



**33×30 cm** 13"×12"

± 8 mm 0.32 in

9264/720

MARBELLOUS

MOSAICO IRREGULAR  
MOSAIC IRREGULAR



**30×30 cm** 12"×12"

± 8 mm 0.32 in

9071/920

GLAM

MOSAICO BLOCO 12  
MOSAIC BLOCK 12



**27×30 cm** 11"×12"

± 8 mm 0.32 in

9264/412

MARBELLOUS

RODAPÉ  
BULLNOSE

**8×60 cm ROD**  
3.15"×24" ROD

± 8 mm 0.32 in

9264

MARBELLOUS

EMBALAGENS E PESOS PACKING AND WEIGHTS

EMB001 Rev 91/1122

Formato Size	Caixa Box			Paleta Pallet					
	Pcs. Stk.	m <sup>2</sup> / m	kg	Caixa / Paleta Box / Pallet	m <sup>2</sup>	Net. kg	Brut. kg	cm	
<b>PAVIMENTO FLOOR TILES</b>									
Natural Natural	60×60×0,8 cm RTF 598×598 mm	4	1,4400 m <sup>2</sup>	25,92	32	46,0800	829	854	120×80×74
	60×60×0,8 cm	4	1,4400 m <sup>2</sup>	24,94	32	46,0800	798	823	120×80×74
	30×60×0,8 cm	7	1,2600 m <sup>2</sup>	21,79	40	50,4000	872	897	120×80×75
	M30×30×0,8 cm	14	1,2600 m <sup>2</sup>	22,80	46	57,96	1.049	1.074	120×80×73
Mosaico Mureto Mosaic Mureto	M10×30×0,8 cm	42	1,2600 m <sup>2</sup>	20,93	48	60,4800	1.005	1.030	120×80×73
	32,5×60×0,8 cm	6	1,3380 m <sup>2</sup>	24,10					
	Mosaico 36 Mosaic 36	33×33×0,8 cm	9	0,9801 m <sup>2</sup>	16,60				
	Mosaico HEX Reg. Mosaic HEX Reg.	33×30×0,8 cm	9	0,8140 m <sup>2</sup>	12,50				
	Mosaico Irregular Mosaic Irregular	30×30×0,8 cm	10	0,9000 m <sup>2</sup>	16,00				
Mosaico Bloco 12 Mosaic Block 12	27×30×0,8 cm	9	0,7290 m <sup>2</sup>	11,20					
Rodapé Bullnose	8×60×0,8 cm ROD	22	13,2000 m	19,61					



# ONYX

## ÓNIX BRANCO

**3** FORMATOS REVESTIMENTO  
WALL TILES SIZES

**3** ESTRUTURAS  
STRUCTURES

**4** FORMATOS PAVIMENTO  
FLOOR TILES SIZES

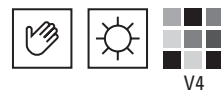
**2** MOSAICOS  
MOSAICS

**Um mármore com leves veios torna-se o perfeito exemplo de sofisticação e requinte.**

A marble with light veins becomes the perfect example of sophistication and refinement.

**MARBLE EFFECT**

COLEÇÕES COLLECTIONS  
**PURE** **ÔNIX BRANCO** ONYX WHITE



**30x90 cm RTF** 12"x35" RTF

± 10 mm 0.39 in

16063

22 VARIAÇÕES GRÁFICAS  
 22 GRAPHIC VARIATIONS

PURE



**30x90 cm RTF** 12"x35" RTF

± 10 mm 0.39 in

16063/450

**MISTRAL**

PURE




**30x90 cm RTF** 12"x35" RTF

± 10 mm 0.39 in

16063/650

**LEAF**

PURE



**M25x55 cm** 10"x22"

± 8 mm 0.32 in

16063

22 VARIAÇÕES GRÁFICAS  
 22 GRAPHIC VARIATIONS

PURE



**M25x55 cm** 10"x22"

± 8 mm 0.32 in

16063/500

**ONDA**

PURE



**M 10x30 cm** 4"x12"

± 8 mm 0.32 in

16063

ATÉ 40 VARIAÇÕES GRÁFICAS  
 UP TO 40 GRAPHIC VARIATIONS

PURE

**RODAPÉ BULLNOSE**



**7,5x25 cm** 3"x10"

± 8 mm 0.32 in


16063/050

PURE



ONYX ÔNIX BRANCO | M25x55cm 12"x22" | 16063

RTF = Retificado  
 RTF = Rectified



**60x60 cm** 24"x24"

± 8 mm 0.32 in

8953

15 VARIAÇÕES GRÁFICAS  
 15 GRAPHIC VARIATIONS

PURE



**30x60 cm** 12"x24"

± 8 mm 0.32 in

8953

60 VARIAÇÕES GRÁFICAS  
 60 GRAPHIC VARIATIONS

PURE



**M30x30 cm** 12"x12"

± 8 mm 0.32 in

8953

33 VARIAÇÕES GRÁFICAS  
 33 GRAPHIC VARIATIONS

PURE



**M10x30 cm** 4"x12"


± 8 mm 0.32 in

8953

ATÉ 40 VARIAÇÕES GRÁFICAS  
 UP TO 40 GRAPHIC VARIATIONS

PURE

**MOSAICO 36**  
 MOSAIC 36



**33x33 cm** 13"x13"

± 8 mm 0.32 in

8953/640

**MOSAICO HEX REGULAR**  
 MOSAIC HEX REGULAR



**33x30 cm** 13"x12"

± 8 mm 0.32 in

8953/720

PURE

**RODAPÉ BULLNOSE**



**M 10x30 cm** 4"x12"

± 8 mm 0.32 in

8953/050

PURE

EMBALAGENS E PESOS PACKING AND WEIGHTS

EMB001 Rev 91/1122

Formato Size	Caixa Box			Paleta Pallet					
	Pcs. Stk.	m <sup>2</sup> / m	kg	Caixa / Paleta Box / Pallet	m <sup>2</sup>	Net. kg	Brut. kg	cm	
<b>REVESTIMENTO WALL TILES</b>									
30x90x1 cm RTF 298x898 mm	4	1,0800 m <sup>2</sup>	19,25	48	51,8400	924	949	120x100x85	
M25x55x0,8 cm	10	1,3750 m <sup>2</sup>	18,29	48	66,0000	878	903	120x80x90	
M10x30x0,8 cm	30	0,9000 m <sup>2</sup>	11,52	88	79,2000	1.014	1.039	120x80x93	
<b>Mistral - Leaf</b>									
30x90x1 cm RTF 298x898 mm	4	1,0800 m <sup>2</sup>	19,25						
<b>Onda</b>									
M25x55x0,8 cm	10	1,3750 m <sup>2</sup>	18,90						
<b>Rodapé Bullnose</b>									
7,5x25x0,8 cm	44	11,0000 m	11,04						
<b>PAVIMENTO FLOOR TILES</b>									
60x60x0,8 cm	4	1,4400 m <sup>2</sup>	24,94	32	46,0800	798	823	120x80x74	
<b>Natural Natural</b>									
30x60x0,8 cm	7	1,2600 m <sup>2</sup>	21,79	40	50,4000	872	897	120x80x75	
M30x30x0,8 cm	14	1,2600 m <sup>2</sup>	22,80	46	57,96	1.049	1.074	120x80x73	
M10x30x0,8 cm	42	1,2600 m <sup>2</sup>	20,93	48	60,4800	1.005	1.030	120x80x73	
<b>Mosaico 36</b> Mosaic 36									
33x33x0,8 cm	9	0,9801 m <sup>2</sup>	16,60						
<b>Mosaico HEX Reg.</b> Mosaic HEX Reg.									
33x30x0,8 cm	9	0,8140 m <sup>2</sup>	12,50						
<b>Rodapé Bullnose</b>									
M10x30x0,8 cm	42	12,6000 m	19,61						



# AMANI

**4** CORES  
COLLOURS

**4** FORMATOS REVESTIMENTO  
WALL TILES SIZES

**5** ESTRUTURAS  
STRUCTURES

**4** FORMATOS PAVIMENTO  
FLOOR TILES SIZES

**4** MOSAICOS  
MOSAICS

**Esteticamente belo  
e design intemporal!**

Beautiful aesthetically  
and timeless design!

AMANI

PRATA SILVER | M 10x30 cm 4"x12" | 9115


AREIA CLARO LIGHT SAND | 30x60 cm 12"x24" | 9113

**MARBLE**  
EFFECT

COLEÇÕES COLLECTIONS  
**PORTO**



**AREIA CLARO** LIGHT SAND




**M 25x55 cm** 10"x22"

± 8 mm 0.32 in

6132 **PORTO**

ATÉ 14 VARIAÇÕES GRÁFICAS  
UP TO 14 GRAPHIC VARIATIONS



**M 25x55 cm** 10"x22"

± 8 mm 0.32 in

6132/500 **PORTO ONDA**

**BRANCO** WHITE



**M 25x55 cm** 10"x22"

± 8 mm 0.32 in

6133 **PORTO**

ATÉ 14 VARIAÇÕES GRÁFICAS  
UP TO 14 GRAPHIC VARIATIONS



**M 25x55 cm** 10"x22"

± 8 mm 0.32 in

6133/500 **PORTO ONDA**

**PRATA** SILVER

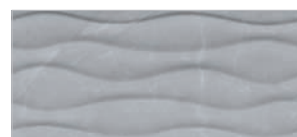


**M 25x55 cm** 10"x22"

± 8 mm 0.32 in

6134 **PORTO**

ATÉ 14 VARIAÇÕES GRÁFICAS  
UP TO 14 GRAPHIC VARIATIONS



**M 25x55 cm** 10"x22"

± 8 mm 0.32 in

6134/500 **PORTO ONDA**

**RODAPÉ**  
BULLNOSE



**7,5x25 cm** 3"x10"

± 8 mm 0.32 in

6132/050 **PORTO**

**RODAPÉ**  
BULLNOSE



**7,5x25 cm** 3"x10"

± 8 mm 0.32 in

6133/050 **PORTO**

**RODAPÉ**  
BULLNOSE




**7,5x25 cm** 3"x10"

± 8 mm 0.32 in

6134/050 **PORTO**



**AMANI**




**30x60 cm** 12"x24"

± 8 mm 0.32 in

9113 **PORTO**

12 VARIAÇÕES GRÁFICAS  
12 GRAPHIC VARIATIONS



**M 30x30 cm** 12"x12"

± 8 mm 0.32 in

9113 **PORTO**

24 VARIAÇÕES GRÁFICAS  
24 GRAPHIC VARIATIONS



**M 10x30 cm** 4"x12"

± 8 mm 0.32 in

9113 **PORTO**

72 VARIAÇÕES GRÁFICAS  
72 GRAPHIC VARIATIONS

**MOSAICO 36**  
MOSAIC 36



**33x33 cm** 13"x13"

± 8 mm 0.32 in

9113/640 **PORTO**

**RODAPÉ**  
BULLNOSE

**M 10x30 cm** 4"x12"

± 8 mm 0.32 in

9113/050 **PORTO**



**30x60 cm** 12"x24"

± 8 mm 0.32 in

9114 **PORTO**

12 VARIAÇÕES GRÁFICAS  
12 GRAPHIC VARIATIONS



**M 30x30 cm** 12"x12"

± 8 mm 0.32 in

9114 **PORTO**

24 VARIAÇÕES GRÁFICAS  
24 GRAPHIC VARIATIONS



**M 10x30 cm** 4"x12"

± 8 mm 0.32 in

9114 **PORTO**

72 VARIAÇÕES GRÁFICAS  
72 GRAPHIC VARIATIONS

**MOSAICO 36**  
MOSAIC 36



**33x33 cm** 13"x13"

± 8 mm 0.32 in

9114/640 **PORTO**

**RODAPÉ**  
BULLNOSE

**M 10x30 cm** 4"x12"

± 8 mm 0.32 in

9114/050 **PORTO**



**30x60 cm** 12"x24"

± 8 mm 0.32 in

9115 **PORTO**

12 VARIAÇÕES GRÁFICAS  
12 GRAPHIC VARIATIONS



**M 30x30 cm** 12"x12"

± 8 mm 0.32 in

9115 **PORTO**

24 VARIAÇÕES GRÁFICAS  
24 GRAPHIC VARIATIONS




**M 10x30 cm** 4"x12"

± 8 mm 0.32 in

9115 **PORTO**

72 VARIAÇÕES GRÁFICAS  
72 GRAPHIC VARIATIONS

**MOSAICO 36**  
MOSAIC 36



**33x33 cm** 13"x13"

± 8 mm 0.32 in

9115/640 **PORTO**

**RODAPÉ**  
BULLNOSE

**M 10x30 cm** 4"x12"

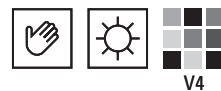
± 8 mm 0.32 in

9115/050 **PORTO**




MARBLE EFFECT

COLEÇÕES COLLECTIONS PORTO



CINZA AÇO STEEL GREY




M 25x55 cm 10"x22"

8 mm 0.32 in

6138 PORTO

ATÉ 14 VARIAÇÕES GRÁFICAS UP TO 14 GRAPHIC VARIATIONS




M 25x55 cm 10"x22"

8 mm 0.32 in

6138/500 PORTO ONDA

RODAPÉ BULLNOSE



7,5x25 cm 3"x10"

8 mm 0.32 in

6138/050 PORTO



AMANI | CINZA AÇO STEEL GREY | M 25x55 cm 10"x22" | 6138



AMANI



30x60 cm 12"x24"

8 mm 0.32 in

9119 PORTO

12 VARIAÇÕES GRÁFICAS 12 GRAPHIC VARIATIONS



M 30x30 cm 12"x12"

8 mm 0.32 in

9119 PORTO

24 VARIAÇÕES GRÁFICAS 24 GRAPHIC VARIATIONS




M 10x30 cm 4"x12"

8 mm 0.32 in

9119 PORTO

72 VARIAÇÕES GRÁFICAS 72 GRAPHIC VARIATIONS

MOSAICO 36 MOSAIC 36



33x33 cm 13"x13"

8 mm 0.32 in

9119/640 PORTO

RODAPÉ BULLNOSE



M 10x30 cm 4"x12"

8 mm 0.32 in

9119/050 PORTO



AMANI | CINZA AÇO STEEL GREY | 30x60 cm 12"x24" | 9119

EMBALAGENS E PESOS \ PACKING AND WEIGHTS EMB001 Rev 91/1122

Formato Size	Caixa Box			Paleta Pallet					
	Pcs. Stk.	m <sup>2</sup> / m	kg	Caixa / Paleta Box / Pallet	m <sup>2</sup>	Net. kg	Brut. kg	cm	
REVESTIMENTO WALL TILES									
M 25x55x0,8cm	10	1,3750 m <sup>2</sup>	18,29	48	66,0000	878	903	120x80x90	
Onda M 25x55x0,8cm	10	1,3750 m <sup>2</sup>	18,90						
Rodapé Bullnose 7,5x25x0,8cm	44	11,0000 m	11,04						
PAVIMENTO FLOOR TILES									
30x60x0,8 cm	7	1,2600 m <sup>2</sup>	21,79	40	50,4000	872	897	120x80x75	
Natural Natural M 30x30x0,8cm	14	1,2600 m <sup>2</sup>	22,80	46	57,96	1.049	1.074	120x80x73	
M 10x30x0,8 cm	42	1,2600 m <sup>2</sup>	20,93	48	60,4800	1.005	1.030	120x80x73	
Mosaico 36 Mosaic 36 33x33x0,8cm	9	0,9801m <sup>2</sup>	16,60						
Rodapé Bullnose M 10x30x0,8cm	42	12,60 m	23,00						

**MARBLE EFFECT**

COLEÇÕES COLLECTIONS  
**GLAM AMANI GREY**



**M 25×75 cm 10"×30"**

9 mm 0.35 in

4105

GLAM

24 VARIAÇÕES GRÁFICAS  
24 GRAPHIC VARIATIONS

**M 25×55 cm 10"×22"**

8 mm 0.32 in

4105

GLAM

32 VARIAÇÕES GRÁFICAS  
32 GRAPHIC VARIATIONS

**M 25×55 cm 10"×22"**

8 mm 0.32 in

4105/500

GLAM

**ONDA**

**RODAPÉ BULLNOSE**

**7,5×25 cm 3"×10"**

8 mm 0.32 in

4105/050

GLAM

**QUARTER ROUND QUARTER ROUND**

**3×25 cm 1.18"×10"**

8 mm 0.32 in

4105/080


GLAM



**AMANI GREY | M 25×55 cm 10"×22" | 4105**  
**AMANI GREY | 30×30 cm 12"×12" | Mosaico Mosaic · Irregular | 9075/920**



# AMANI GREY



**30×60 cm 12"×24"**

8 mm 0.32 in

9075

GLAM

25 VARIAÇÕES GRÁFICAS  
25 GRAPHIC VARIATIONS



**M 10×30 cm 4"×12"**

8 mm 0.32 in

9075

GLAM

113 VARIAÇÕES GRÁFICAS  
113 GRAPHIC VARIATIONS

**MOSAICO MURETO MOSAIC MURETO**



**32,5×60 cm 13"×24"**

8 mm 0.32 in

9075/012

**MOSAICO 36 MOSAIC 36**



**33×33 cm 13"×13"**

8 mm 0.32 in

9075/640

**MOSAICO HEX REGULAR MOSAIC HEX REGULAR**



**33×30 cm 13"×12"**

8 mm 0.32 in

9075/720

**MOSAICO IRREGULAR MOSAIC IRREGULAR**



**30×30 cm 12"×12"**

8 mm 0.32 in

9075/920

GLAM

EMBALAGENS E PESOS \ PACKING AND WEIGHTS

EMB001 Rev 91/1122

Formato Size	Caixa Box			Paleta Pallet				
	Pcs. Stk.	m <sup>2</sup> / m	kg	Caixa / Paleta Box / Pallet	m <sup>2</sup>	Net. kg	Brut. kg	cm
<b>REVESTIMENTO WALL TILES</b>								
M 25×75×0,9 cm	7	1,3125 m <sup>2</sup>	21,00	42	55,125	882	907	120×80×90
M 25×55×0,8 cm	10	1,3750 m <sup>2</sup>	18,29	48	66,0000	878	903	120×80×90
<b>Onda</b> M 25×55×0,8 cm	10	1,3750 m <sup>2</sup>	18,90					
<b>Rodapé Bullnose</b> 7,5×25×0,8 cm	44	11,0000 m	11,04					
<b>Quarter Round</b> Quarter Round 3×25×0,8 cm	12	3,0000 m	1,23					
<b>PAVIMENTO FLOOR TILES</b>								
<b>Natural</b> Natural 30×60×0,8 cm	7	1,2600 m <sup>2</sup>	21,79	40	50,4000	872	897	120×80×75
M 10×30×0,8 cm	42	1,2600 m <sup>2</sup>	20,93	48	60,4800	1.005	1.030	120×80×73
<b>Mosaico Mureto</b> Mosaic Mureto 32,5×60×0,8 cm	6	1,3380 m <sup>2</sup>	24,10					
<b>Mosaico 36</b> Mosaic 36 33×33×0,8 cm	9	0,9801 m <sup>2</sup>	16,60					
<b>Mosaico HEX Reg.</b> Mosaic HEX Reg. 33×30×0,8 cm	9	0,8140 m <sup>2</sup>	12,50					
<b>Mosaico Irregular</b> Mosaic Irregular 30×30×0,8 cm	10	0,9000 m <sup>2</sup>	16,00					



# CARRARA BIANCO

**2** FORMATOS REVESTIMENTO  
WALL TILES SIZE

**2** ESTRUTURAS  
STRUCTURES

**3** FORMATOS PAVIMENTO  
FLOOR TILES SIZES

**3** MOSAICOS  
MOSAICS

**O luxo e a simplicidade do mármore.**

The luxury and simplicity of marble.

## CARRARA BIANCO

M25x55 cm 10"x22" | 6148

30x60 cm 12"x24" | 9172

M25x55 cm 10"x22" | Onda | 6148/500

33x33 cm 13"x13" | Mosaico Mosaic - 36 | 9172/640

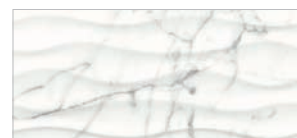
**MARBLE**  
EFFECT

**COLEÇÕES COLLECTIONS**  
CAVA CINZA GREY

**M 25×55 cm** 10"×22"

8 mm 0.32 in

6148

 12 VARIAÇÕES GRÁFICAS  
12 GRAPHIC VARIATIONS

**M 25×55 cm** 10"×22"

8 mm 0.32 in

6148/500

**ONDA**
**M 25×55 cm** 10"×22"

8 mm 0.32 in

6148/400

**WAVE**
**M 10×30 cm** 4"×12"

8 mm 0.32 in

6148

 36 VARIAÇÕES GRÁFICAS  
36 GRAPHIC VARIATIONS

**CARRARA BIANCO** | **M 30×30 cm** 12"×12" | 9172  
**CARRARA BIANCO** | **Mosaico 36** Mosaic 36 | **33×33 cm** 13"×13" | 9172/640

**30×60 cm** 12"×24"

8 mm 0.32 in

9172

 25 VARIAÇÕES GRÁFICAS  
25 GRAPHIC VARIATIONS

**M 30×30 cm** 12"×12"

8 mm 0.32 in

9172

 50 VARIAÇÕES GRÁFICAS  
50 GRAPHIC VARIATIONS

**M 10×30 cm** 4"×12"

8 mm 0.32 in

9172

 113 VARIAÇÕES GRÁFICAS  
113 GRAPHIC VARIATIONS

**RODAPÉ**  
BULLNOSE

**M 10×30 cm** 4"×12"

8 mm 0.32 in


9172/050

**MOSAICO 36**  
MOSAIC 36

**33×33 cm** 13"×13"

8 mm 0.32 in

9172/640

**MOSAICO HEX REGULAR**  
MOSAIC HEX REGULAR

**33×30 cm** 13"×12"

8 mm 0.32 in

9172/720

**MOSAICO IRREGULAR**  
MOSAIC IRREGULAR

**30×30 cm** 12"×12"

8 mm 0.32 in

9172/920

**EMBALAGENS E PESOS \ PACKING AND WEIGHTS**

EMB001 Rev 91/1122

Formato Size	Caixa Box			Paleta Pallet					
	Pcs. Stk.	m <sup>2</sup> / m	kg	Caixa / Paleta Box / Pallet	m <sup>2</sup>	Net. kg	Brut. kg	cm	
<b>REVESTIMENTO WALL TILES</b>									
M 25×55×0,8cm	10	1,3750 m <sup>2</sup>	18,29	48	66,0000	878	903	120×80×90	
M 10×30×0,8cm	30	0,9000 m <sup>2</sup>	11,52	88	79,2000	1.014	1.039	120×80×93	
<b>Onda - Wave</b> M 25×55×0,8cm	10	1,3750 m <sup>2</sup>	18,90						
<b>Rodapé Bullnose</b> 7,5×25×0,8cm	44	11,0000 m	11,04						
<b>PAVIMENTO FLOOR TILES</b>									
<b>Natural</b> Natural 30×60×0,8 cm	7	1,2600 m <sup>2</sup>	21,79	40	50,4000	872	897	120×80×75	
M 30×30×0,8 cm	14	1,2600 m <sup>2</sup>	22,80	46	57,96	1.049	1.074	120×80×73	
M 10×30×0,8 cm	42	1,2600 m <sup>2</sup>	20,93	48	60,4800	1.005	1.030	120×80×73	
<b>Mosaico 36</b> Mosaic 36 33×33×0,8 cm	9	0,9801 m <sup>2</sup>	16,60						
<b>Mosaico HEX Reg.</b> Mosaic HEX Reg. 33×30×0,8 cm	9	0,814 m <sup>2</sup>	12,50						
<b>Mosaico Irregular</b> Mosaic Irregular 30×30×0,8 cm	10	0,90 m <sup>2</sup>	16,00						
<b>Rodapé Bullnose</b> M 10×30×0,8 cm	42	12,60 m	21,65						



# SILK GEORGETTE

**4** CORES  
COLOURS

**1** FORMATO REVESTIMENTO  
WALL TILES SIZE

**2** ESTRUTURAS  
STRUCTURES

**3** FORMATOS PAVIMENTO  
FLOOR TILES SIZES

**3** MOSAICOS  
MOSAICS

**As suas ondulações únicas de diferentes sinuosidades conferem-lhe a aparência de um luxuoso tecido drapeado.**

Its unique waves of different hues gives it the appearance of luxurious draped fabric.

## SILK GEORGETTE

BRANCO WHITE | M 25x55 cm 10"x22" | 6142

PRATA SILVER | 33x30 cm 13"x12" | Mosaico Mosaic - HEX Regular | 9168/720

PRATA SILVER | M 30x30 cm 12"x12" | 9168

MARBLE  
EFFECTCOLEÇÕES COLLECTIONS  
SILK

## BRANCO WHITE



M 25×55 cm 10"×22"

8 mm 0.32 in

6142

 ATÉ 14 VARIAÇÕES GRÁFICAS  
UP TO 14 GRAPHIC VARIATIONS


M 25×55 cm 10"×22"

8 mm 0.32 in

6142/500

ONDA



M 25×55 cm 10"×22"

8 mm 0.32 in

6142/400

WAVE

RODAPÉ  
BULLNOSE

7,5×25 cm 3"×10"

8 mm 0.32 in

6142/050

## CINZA CLARO LIGHT GREY



M 25×55 cm 10"×22"

8 mm 0.32 in

6144

 ATÉ 14 VARIAÇÕES GRÁFICAS  
UP TO 14 GRAPHIC VARIATIONS


M 25×55 cm 10"×22"

8 mm 0.32 in

6144/500

ONDA



M 25×55 cm 10"×22"

8 mm 0.32 in

6144/400

WAVE

RODAPÉ  
BULLNOSE

7,5×25 cm 3"×10"

8 mm 0.32 in

6144/050




## SILK GEORGETTE



30×60 cm 12"×24"

8 mm 0.32 in

9165

 12 VARIAÇÕES GRÁFICAS  
12 GRAPHIC VARIATIONS


M 30×30 cm 12"×12"

8 mm 0.32 in

9165

 24 VARIAÇÕES GRÁFICAS  
24 GRAPHIC VARIATIONS


M 10×30 cm 4"×12"

8 mm 0.32 in

9165

 72 VARIAÇÕES GRÁFICAS  
72 GRAPHIC VARIATIONS
MOSAICO 36  
MOSAIC 36

33×33 cm 13"×13"

8 mm 0.32 in

9165/640

MOSAICO HEX REGULAR  
MOSAIC HEX REGULAR

33×30 cm 13"×12"

8 mm 0.32 in

9165/720

MOSAICO IRREGULAR  
MOSAIC IRREGULAR

30×30 cm 12"×12"

8 mm 0.32 in

9165/920

RODAPÉ  
BULLNOSE

M 10×30 cm 4"×12"

8 mm 0.32 in

9165/050



30×60 cm 12"×24"

8 mm 0.32 in

9167

 12 VARIAÇÕES GRÁFICAS  
12 GRAPHIC VARIATIONS


M 30×30 cm 12"×12"

8 mm 0.32 in


9167

 24 VARIAÇÕES GRÁFICAS  
24 GRAPHIC VARIATIONS


M 10×30 cm 4"×12"

8 mm 0.32 in

9167

 72 VARIAÇÕES GRÁFICAS  
72 GRAPHIC VARIATIONS
MOSAICO 36  
MOSAIC 36

33×33 cm 13"×13"

8 mm 0.32 in

9167/640

MOSAICO HEX REGULAR  
MOSAIC HEX REGULAR

33×30 cm 13"×12"

8 mm 0.32 in

9167/720

MOSAICO IRREGULAR  
MOSAIC IRREGULAR

30×30 cm 12"×12"

8 mm 0.32 in

9167/920

RODAPÉ  
BULLNOSE

M 10×30 cm 4"×12"

8 mm 0.32 in

9167/050



MARBLE  
EFFECTCOLEÇÕES COLLECTIONS  
SILK

## BEGE BEIGE



M25×55 cm 10"×22"

8 mm 0.32 in

6143

ATÉ 14 VARIAÇÕES GRÁFICAS  
UP TO 14 GRAPHIC VARIATIONS

M25×55 cm 10"×22"

8 mm 0.32 in

6143/500

ONDA



M25×55 cm 10"×22"

8 mm 0.32 in

6143/400

WAVE

RODAPÉ  
BULLNOSE

7,5×25 cm 3"×10"

8 mm 0.32 in

6143/050

## PRATA SILVER



M25×55 cm 10"×22"

8 mm 0.32 in

6145

ATÉ 14 VARIAÇÕES GRÁFICAS  
UP TO 14 GRAPHIC VARIATIONS

M25×55 cm 10"×22"

8 mm 0.32 in

6145/500

ONDA



M25×55 cm 10"×22"

8 mm 0.32 in

6145/400

WAVE

RODAPÉ  
BULLNOSE

7,5×25 cm 3"×10"

8 mm 0.32 in

6145/050

## EMBALAGENS E PESOS \ PACKING AND WEIGHTS

EMB001 Rev 89/0622

Formato Size	Caixa Box			Paleta Pallet				
	Pcs. Stk.	m <sup>2</sup> / m	kg	Caixa / Paleta Box / Pallet	m <sup>2</sup>	Net. kg	Brut. kg	cm
REVESTIMENTO WALL TILES								
M25×55×0,8 cm	10	1,3750 m <sup>2</sup>	18,29	48	66,0000	878	903	120×80×90
Onda - Wave M25×55×0,8 cm	10	1,3750 m <sup>2</sup>	18,90					
Rodapé Bullnose 7,5×25×0,8 cm	44	11,0000 m	11,04					



## SILK GEORGETTE



30×60 cm 12"×24"

8 mm 0.32 in

9166

14 VARIAÇÕES GRÁFICAS  
14 GRAPHIC VARIATIONS

M30×30 cm 12"×12"

8 mm 0.32 in


9166

28 VARIAÇÕES GRÁFICAS  
28 GRAPHIC VARIATIONS

M10×30 cm 4"×12"

8 mm 0.32 in

9166

84 VARIAÇÕES GRÁFICAS  
84 GRAPHIC VARIATIONSMOSAICO 36  
MOSAIC 36

33×33 cm 13"×13"

8 mm 0.32 in

9166/640

MOSAICO HEX REGULAR  
MOSAIC HEX REGULAR

33×30 cm 13"×12"

8 mm 0.32 in

9166/720

MOSAICO IRREGULAR  
MOSAIC IRREGULAR

30×30 cm 12"×12"

8 mm 0.32 in

9166/920

RODAPÉ  
BULLNOSE

M10×30 cm 4"×12"

8 mm 0.32 in

9166/050

RODAPÉ  
BULLNOSE

M10×30 cm 4"×12"

8 mm 0.32 in

9168/050



30×60 cm 12"×24"

8 mm 0.32 in

9168

12 VARIAÇÕES GRÁFICAS  
12 GRAPHIC VARIATIONS

M30×30 cm 12"×12"

8 mm 0.32 in

9168

24 VARIAÇÕES GRÁFICAS  
24 GRAPHIC VARIATIONS

M10×30 cm 4"×12"

8 mm 0.32 in

9168

72 VARIAÇÕES GRÁFICAS  
72 GRAPHIC VARIATIONSMOSAICO 36  
MOSAIC 36

33×33 cm 13"×13"

8 mm 0.32 in

9168/640

MOSAICO HEX REGULAR  
MOSAIC HEX REGULAR

33×30 cm 13"×12"

8 mm 0.32 in

9168/720

MOSAICO IRREGULAR  
MOSAIC IRREGULAR

30×30 cm 12"×12"


8 mm 0.32 in

9168/920

## EMBALAGENS E PESOS \ PACKING AND WEIGHTS

EMB001 Rev 91/1122

Formato Size	Caixa Box			Paleta Pallet					
	Pcs. Stk.	m <sup>2</sup> / m	kg	Caixa / Paleta Box / Pallet	m <sup>2</sup>	Net. kg	Brut. kg	cm	
PAVIMENTO FLOOR TILES									
Natural Natural	30×60×0,8 cm	7	1,2600 m <sup>2</sup>	21,79	40	50,4000	872	897	120×80×75
	M30×30×0,8 cm	14	1,2600 m <sup>2</sup>	22,80	46	57,96	1.049	1.074	120×80×73
	M10×30×0,8 cm	42	1,2600 m <sup>2</sup>	20,93	48	60,4800	1.005	1.030	120×80×73
Mosaico 36 Mosaic 36	33×33×0,8 cm	9	0,9801 m <sup>2</sup>	16,60					
Mosaico HEX Reg. Mosaic HEX Reg.	33×30×0,8 cm	9	0,814 m <sup>2</sup>	12,50					
Mosaico Irregular Mosaic Irregular	30×30×0,8 cm	10	0,90 m <sup>2</sup>	16,00					
Rodapé Bullnose	M10×30×0,8 cm	42	12,60 m	21,65					

**P.P.C.D.****PORCELÂNICO PASTA CORADA DECORADO**  
COLORED BODY PORCELAIN STONEWAREGRÈS CÉRAME DÉCORÉ COLORÉ DANS LA MASSE  
DURCHGEFÄRBTES DEKORIERTES FEINSTEINZEUG**P.V.****PORCELANATO VIDRADO**  
GLAZED PORCELAIN STONEWAREGRÈS CÉRAME ÉMAILLÉ  
FEINSTEINZEUG GLASIERT**A.Z.****AZULEJO DE PASTA BRANCA BICOZEDURA**  
DOUBLE FIRED WHITE BODY WALL TILEFAÏENCE EN PÂTE BLANCHE BI-CUISSON  
WEISS-SCHERBIGE ZWEIBRAND STEINGUTFLIESEN**WOOD  
EFFECT** **Retificados**  
Rectifiedcm  
in**20x120 RTF**  
8"x47" RTF**24,5x99 RTF**  
10"x39" RTF**16x99 RTF**  
6"x39" RTFEspessura  
Thickness9 mm  
0.35 in9 mm  
0.35 in9 mm  
0.35 in

TIMBER	P. 240	<b>P.V.</b>		
TIMBER DECK	P. 252	<b>P.V.</b>		
IMAGINE	P. 262			<b>P.P.C.D.</b>
IMAGINE DECK	P. 272			<b>P.P.C.D.</b>
IMAGINE SOUL	P. 274		<b>P.P.C.D.</b>	<b>P.P.C.D.</b>
IMAGINE VINTAGE	P. 288		<b>P.P.C.D.</b>	<b>P.P.C.D.</b>

 **Não Retificados**  
Non Rectified**20x120**  
8"x47"**M 45x45**  
18"x18"**M 25x55**  
10"x22"9 mm  
0.35 in8 mm  
0.32 in8 mm  
0.32 in**P.V.**  
**P.V.****P.V.**  
**P.V.****P.V.****A.Z.****ACABAMENTO DA SUPERFÍCIE**  
SURFACE FINISHING**Pavimento**  
Floor Tiles**Revestimento**  
Wall Tiles**Retificados**  
Rectified**Não Retificados**  
Non Rectified**Ingelivo**  
Frost Resistant**Mate**  
Matt**NAT**  
Natural  
Natural**AD**  
Antiderrapante  
Slip-Resistant**Mais informação técnica: página 480**  
More technical information: page 480





# TIMBER

**6** CORES  
COLOURS

**1** FORMATO PAVIMENTO  
FLOOR TILES SIZES

**2** ACABAMENTOS  
FINISHES

**1** MOSAICO  
MOSAIC

**Convidativo e acolhedor,  
a interpretação moderna da madeira  
num formato ainda maior!**

Natural warmth and texture,  
the on-trend imitation of wood  
even bigger!



TIMBER | CANELA CINNAMON | 20x120 cm 8"x47" | 9414

# TIMBER



TIMBER | CANELA CINNAMON | 20x120 cm 8"x47" | 9414  
IMAGINE DECK | CASTANHO BROWN | 16x99 cm RTF 6"x39" RTF | 8754



TIMBER



TIMBER | GENGIBRE GINGER | 20x120 cm 8"x47" | 9412

# TIMBER



TIMBER | GENGIBRE GINGER | 20x120 cm 8"x47" | 9412  
IMAGINE DECK | CINZA GREY | 16x99 cm RTF 6"x39" RTF | 8756



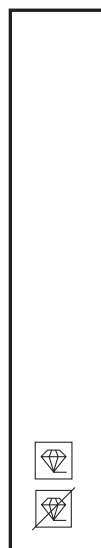
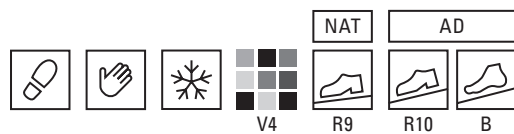
TIMBER | SAL SALT | 20x120 cm 8x47" | 9410



TIMBER

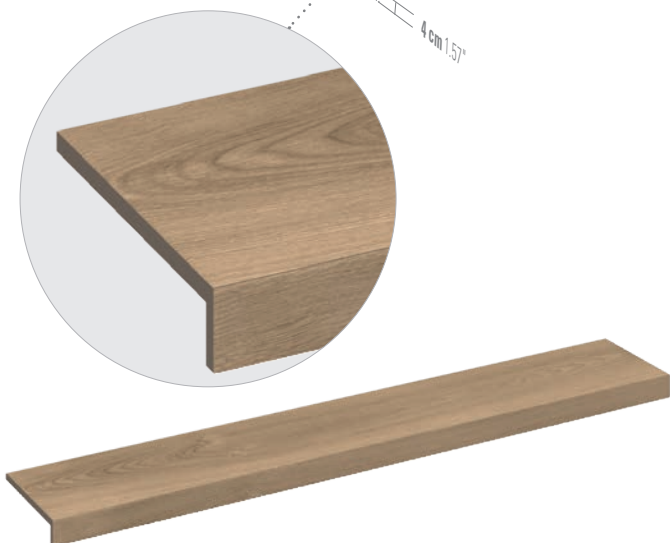
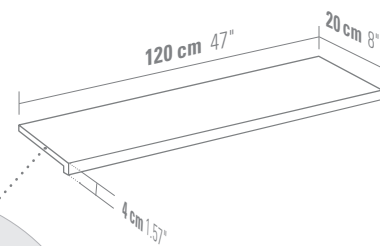
TIMBER | PIMENTA PRETA BLACK PEPPER | 20x120 cm 8x47" | 9411

**WOOD EFFECT**



**20x120 cm 8"x47"**  
9 mm 0.35 in

**PEÇA DEGRAU LINEAR**  
STEP TREAD




**20x120 cm RTF PDL 8"x47" RTF PDL**  
**20x120 cm RTF PDL AD 8"x47" RTF PDL AD**  
**20x120 cm PDL 8"x47" PDL**  
**20x120 cm PDL AD 8"x47" PDL AD**  
9 mm 0.35 in

Retificados Rectified	20x120 RTF	20x120 RTF AD
Não Retificados Non Rectified	20x120	20x120 AD
<b>SAL SALT</b>	5 9410	9410
<b>PIMENTA PRETA BLACK PEPPER</b>	4 9411	9411
<b>GENGIBRE GINGER</b>	3 9412	9412
<b>MEL HONEY</b>	4 9413	9413
<b>CANELA CINNAMON</b>	2 9414	9414
<b>CHOCOLATE CHOCOLATE</b>	2 9415	9415

16 VARIAÇÕES GRÁFICAS  
16 GRAPHIC VARIATIONS

**MOSAICO 36**  
MOSAIC 36



**33x33 cm 13"x13"**  
9 mm 0.35 in  
\*\*\*\*/640

**RODAPÉ**  
BULLNOSE



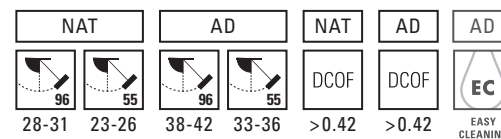
**8x120cm RTF ROD 3.15"x47" RTF ROD**  
**8x120cm ROD 3.15"x47" ROD**  
9 mm 0.35 in

RTF = Retificado  
RTF = Rectified

AD = Antiderrapante  
AD = Slip-Resistant

PDL = Peça Degrau Linear  
PDL = Step Tread

**TIMBER**



**MEL HONEY** 9413  
**CANELA CINNAMON** 9414  
**CHOCOLATE CHOCOLATE** 9415  
**GENGIBRE GINGER** 9412  
**PIMENTA PRETA BLACK PEPPER** 9411  
**SAL SALT** 9410

EMBALAGENS E PESOS \ PACKING AND WEIGHTS

Formato Size	Caixa Box			Paleta Pallet				
	Pcs. Stk.	m <sup>2</sup> / m	kg	Caixa / Paleta Box / Pallet	m <sup>2</sup>	Net. kg	Brut. kg	cm
20x120x0,9cm RTF 198x1198 mm	6	1,4400 m <sup>2</sup>	26,40	36	51,8400	950	975	120x80x77
20x120x0,9cm PDL	6	1,4400 m <sup>2</sup>	27,02	36	51,8400	973	998	120x80x78
<b>Mosaico 36</b> Mosaic 36	33x33x0,9cm	9	0,9801 m <sup>2</sup>	18,54				
<b>Peça Degrau Linear</b> Step Tread	20x120x0,9cm RTF PDL	2	0,4800 m <sup>2</sup>	11,08				
	20x120x0,9cm PDL	2	0,4800 m <sup>2</sup>	11,08				
<b>Rodapé</b> Bullnose	8x120x0,9cm RTF ROD	10	12,0000 m	18,02				
	8x120x0,9cm ROD	10	12,0000 m	18,02				



# TIMBER DECK

**6** CORES  
COLOURS


**1** FORMATO PAVIMENTO  
FLOOR TILES SIZES

**2** ACABAMENTOS  
FINISHES

**A escolha certa  
para os seus terraços,  
agora num formato ainda maior  
e com mais cores.**

The right choice for your terraces,  
now even bigger  
and in more colours.

# TIMBER DECK



TIMBER DECK | CANELA CINNAMON | 20x120 cm 8"x47" | 9438  
 TIMBER | CANELA CINNAMON | 20x120 cm 8"x47" | 9414





TIMBER DECK | CHOCOLATE CHOCOLATE | 20x120 cm 8"x47" | 9439

# TIMBER DECK



ART STONE | BEGE BEIGE | 15x60 cm RTF 6"x24" RTF | 9372  
TIMBER DECK | CHOCOLATE CHOCOLATE | 20x120 cm 8"x47" | 9439



ART STONE | BRANCO WHITE | 15x60 cm RTF 6"x24" RTF | 9370

TIMBER DECK | SAL SALT | 20x120 cm AD 8"x47" AD | 9434

TIMBER DECK | SAL SALT | Peça Degrau Linear Step Tread | 20x120 cm PDL AD 8"x47" PDL AD | 9434

MOSAICO PORCELÂNICO | AZUL CINZA GREY BLUE | 2,5x2,5 cm 1"x1" | 0112



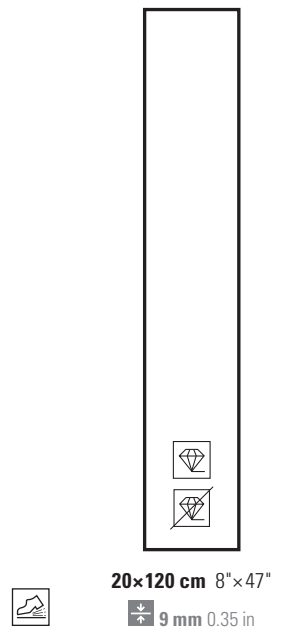
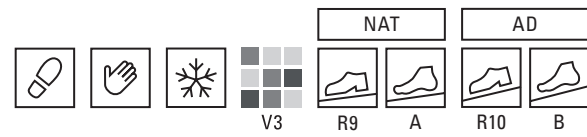
## TIMBER DECK

ART STONE | ANTRACITE ANTHRACITE | 15x60 cm RTF 6"x24" RTF | 9373

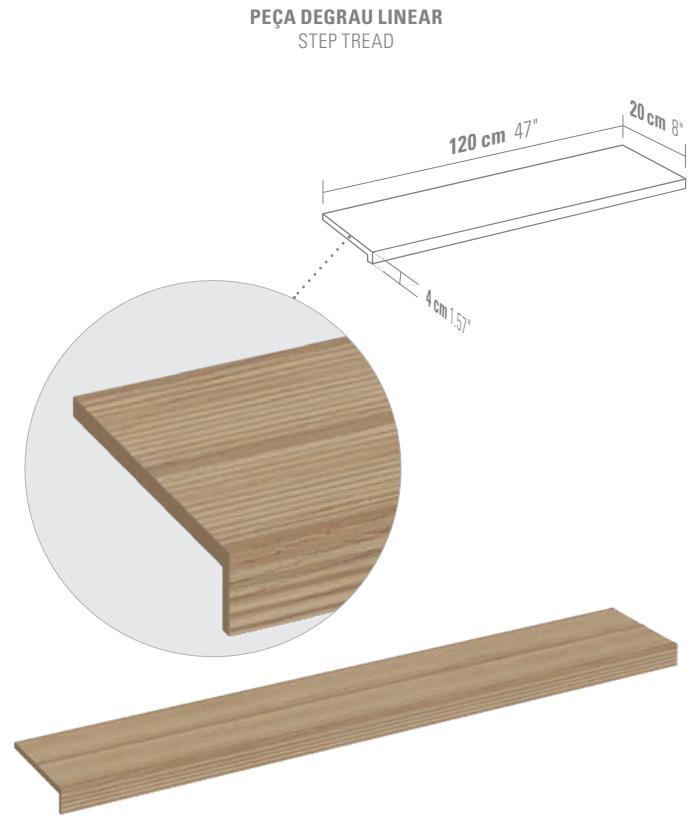
TIMBER DECK | PIMENTA PRETA BLACK PEPPER | 20x120 cm AD 8"x47" AD | 9437

TIMBER DECK | PIMENTA PRETA BLACK PEPPER | Peça Degrau Linear Step Tread | 20x120 cm PDL AD 8"x47" PDL AD | 9437

**WOOD EFFECT**

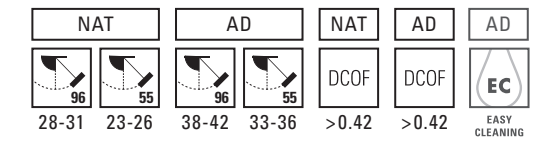


		20x120 RTF	20x120 RTF AD
<b>Retificados</b> Rectified			
<b>Não Retificados</b> Non Rectified			
SAL SALT	5	9434	9434
MEL HONEY	4	9435	9435
AZUL ÁGUA BLUE WATER	4	9436	9436
PIMENTA PRETA BLACK PEPPER	3	9437	9437
CANELA CINNAMON	3	9438	9438
CHOCOLATE CHOCOLATE	3	9439	9439



20x120 cm RTF PDL 8"x47" RTF PDL  
20x120 cm RTF PDL AD 8"x47" RTF PDL AD  
20x120 cm PDL 8"x47" PDL  
20x120 cm PDL AD 8"x47" PDL AD  
9 mm 0.35 in

**TIMBER DECK**



EMBALAGENS E PESOS \ PACKING AND WEIGHTS

Formato Size	Caixa Box			Paleta Pallet				
	Pcs. Stk.	m <sup>2</sup> / m	kg	Caixa / Paleta Box / Pallet	m <sup>2</sup>	Net. kg	Brut. kg	cm
20x120x0,9 cm RTF 198x1198 mm	6	1,4400 m <sup>2</sup>	26,40	36	51,8400	950	975	120x80x77
20x120x0,9 cm	6	1,4400 m <sup>2</sup>	27,02	36	51,8400	973	998	120x80x78
20x120x0,9 cm RTF PDL	2	0,4800 m <sup>2</sup>	11,08					
20x120x0,9 cm PDL	2	0,4800 m <sup>2</sup>	11,08					

RTF = Retificado / RTF = Rectified  
AD = Antiderrapante / AD = Slip-Resistant  
PDL = Peça Degrau Linear / PDL = Step Tread



# IMAGINE

**8** CORES  
COLOURS

**1** FORMATO PAVIMENTO  
FLOOR TILE SIZE

**2** ACABAMENTOS  
FINISHES

**O toque visual dos diversos tipos de madeira.**

The visual touch of different types of wood.



IMAGINE | HICKORY NATURAL HICKORY NATURAL | 16x99cm RTF 6"x39" RTF | 8740

IMAGINE



IMAGINE | HICKORY NATURAL HICKORY NATURAL | 16x99cm RTF 6"x39" RTF | 8740



IMAGINE

TIFFANY | VERDE SAFARI SAFARI GREEN | Diamond | 7,5x15cm 3"x6" | 2628/350

IMAGINE | CEREJEIRA CHERRY | 16x99cm RTF 6"x39" RTF | 8716



IMAGINE | NOGUEIRA WALLNUT | 16x99 cm RTF 6'x39" RTF | 8742



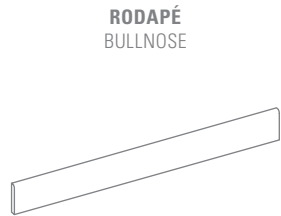
IMAGINE

IMAGINE | NOGUEIRA WALLNUT | 16x99 cm RTF 6'x39" RTF | 8742

**WOOD EFFECT**



**16x99 cm RTF** 6"x39" RTF  
9 mm 0.35 in



**8x99 cm RTF ROD** 3.15"x39" RTF ROD  
9 mm 0.35 in

	16x99 RTF	16x99RTF AD
<b>CARVALHO</b> OAK	8710	8710
<b>CARVALHO BRANCO</b> OAK WHITE	8712	8712
<b>CEREJEIRA</b> CHERRY	8716	8716
<b>WENGUÉ</b> WENGUÉ	8720	8720
<b>ZEBRANO</b> ZEBRANO	8732	8732
<b>HICKORY NATURAL</b> HICKORY NATURAL	8740	8740
<b>NOGUEIRA</b> WALNUT	8742	8742
<b>HICKORY BROWN</b> HICKORY BROWN	8744	8744
<b>VARIAÇÕES GRÁFICAS:</b> GRAPHIC VARIATIONS:	ATÉ 45 UP TO 45	

EMBALAGENS E PESOS \ PACKING AND WEIGHTS		EMB001 Rev 91/1122						
Formato Size	Caixa Box			Paleta Pallet				
	Pcs. Stk.	m <sup>2</sup> / m	kg	Caixa / Paleta Box / Pallet	m <sup>2</sup>	Net. kg	Brut. kg	cm
16x99x0,9 cm RTF 160x987 mm	7	1,1088 m <sup>2</sup>	20,48	48	53,2224	983	1.008	120x100x63
<b>Rodapé Bullnose</b> 8x99x0,9 cm RTF ROD	14	13,8600 m	21,48					

RTF = Retificado  
RTF=Rectified

AD = Antiderrapante  
AD = Slip-Resistant



IMAGINE ZEBRANO ZEBRANO | 16x99 cm RTF 6"x39" RTF 8732





# IMAGINE DECK

**2** CORES  
COLOURS

**1** FORMATO  
SIZE

A escolha certa  
para os seus terraços.

The right choice for your terraces.

IMAGINE DECK | CASTANHO BROWN | 16x99cm RTF 6"x39" RTF | 8754

PORCELÂNICO PASTA CORADA DECORADO COLORED BODY PORCELAIN STONEWARE

WOOD  
EFFECT



# IMAGINE DECK



16x99 cm RTF 6"x39" RTF  
9 mm 0.35 in



8x99 cm RTF ROD 3.15"x39" RTF ROD  
9 mm 0.35 in

CASTANHO BROWN	8754
CINZA GREY	8756

EMBALAGENS E PESOS \ PACKING AND WEIGHTS EMB001 Rev 91/1122

Formato Size	Caixa Box			Paleta Pallet				
	Pcs. Stk.	m <sup>2</sup> / m	kg	Caixa / Paleta Box / Pallet	m <sup>2</sup>	Net. kg	Brut. kg	cm
16x99x0,9 cm RTF 160x987 mm	7	1,1088 m <sup>2</sup>	20,48	48	53,2224	983	1.008	120x100x63
Rodapé Bullnose 8x99x0,9cm RTF ROD	14	13,8600 m	21,48					



IMAGINE DECK | CINZA GREY | 16x99cm RTF 6"x39" RTF | 8756

RTF = Retificado  
RTF = Rectified



# IMAGINE SOUL

**8** CORES  
COLOURS

**3** FORMATOS PAVIMENTO  
FLOOR TILES SIZES

**2** ACABAMENTOS  
FINISHES

**3** MOSAICOS  
MOSAICS

**6** DECORADOS  
DECORS

**1** FORMATO REVESTIMENTO  
WALL TILES SIZE

**Imitação da madeira com todas as vantagens da cerâmica.**

Wood imitation, with all the advantages of ceramics.



# IMAGINE SOUL






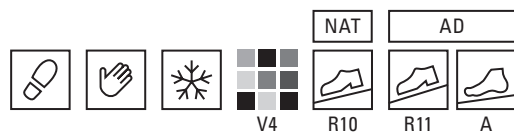
IMAGINE SOUL | COCO COCONUT | 24,5x99cm RTF 10"x39" RTF | 9100



IMAGINE SOUL

IMAGINE SOUL | AMORA BLACKBERRY | 16x99cm RTF 6"x39" RTF | 9106

**WOOD EFFECT**



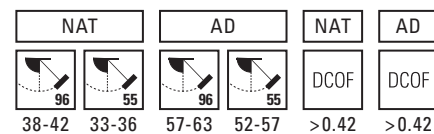
**24,5x99 cm RTF** 10"x39" RTF  
9 mm 0.35 in




**16x99 cm RTF** 6"x39" RTF  
9 mm 0.35 in

	24,5x99 RTF	24,5x99 RTFAD	16x99 RTF	16x99 RTFAD
<b>COCO</b> COCONUT	9100	9100	9100	9100
<b>CAJU</b> CASHEW	9101	9101	9101	9101
<b>CHIA</b> CHIA	9102	9102	9102	9102
<b>CAFÉ</b> COFFEE	9103	9103	9103	9103
<b>SÉSAMO</b> SESAME	9104	9104	9104	9104
<b>PIMENTA</b> PEPPER	9105	9105	9105	9105
<b>AMORA</b> BLACKBERRY	9106	9106	9106	9106
<b>AMÊNDOA</b> ALMOND	9107	9107	9107	9107
<b>VARIÇÕES GRÁFICAS:</b> GRAPHIC VARIATIONS:	<b>ATÉ 20</b> UP TO 20		<b>ATÉ 30</b> UP TO 30	

**IMAGINE SOUL**



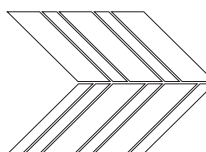
**MOSAICO 36**  
MOSAIC 36



**33x33 cm** 13"x13"  
9 mm 0.35 in

\*\*\*\*/640

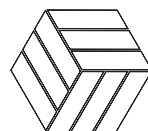
**MOSAICO ESPINHA 11**  
SPINE MOSAIC 11



**30x30 cm** 12"x12"  
9 mm 0.35 in

\*\*\*\*/112

**MOSAICO HEXAGONAL 9**  
HEXAGONAL MOSAIC 9



**26x30 cm** 10"x12"  
9 mm 0.35 in

\*\*\*\*/009

**RODAPÉ**  
BULLNOSE



**8x99 cm RTF ROD** 3.15"x39" RTF ROD  
9 mm 0.35 in

EMBALAGENS E PESOS \ PACKING AND WEIGHTS EMB001 Rev 91/1122


Formato Size	Caixa Box			Paleta Pallet				
	Pcs. Stk.	m <sup>2</sup> / m	kg	Caixa / Paleta Box / Pallet	m <sup>2</sup>	Net. kg	Brut. kg	cm
24,5x99x0,9 cm RTF 246x987 mm	5	1,2128 m <sup>2</sup>	22,50	42	50,9376	945	970	120x100x62
16x99x0,9 cm RTF 160x987 mm	7	1,1088 m <sup>2</sup>	20,48	48	53,2224	983	1.008	120x100x63
<b>Mosaico 36</b> Mosaic 36	9	0,9801 m <sup>2</sup>	18,54					
<b>Mosaico Esp. 11</b> Mosaic Sp. 11	4	0,3600 m <sup>2</sup>	7,36					
<b>Mosaico Hex. 9</b> Mosaic Hex. 9	9	0,5382 m <sup>2</sup>	10,13					
<b>Rodapé</b> Bullnose	14	13,8600 m	21,48					

RTF = Retificado  
RTF = Rectified

AD = Antiderrapante  
AD = Slip-Resistant

**WOOD EFFECT**

NAT AD NAT AD NAT AD  
 V4 3 4 5 R10 R11 A 38-42 33-36 57-63 52-57 >0.42 >0.42  
 DCOF DCOF



**M45x45 cm 18"x18"**  
 8 mm 0,32 in

	M45x45	M45x45 AD
<b>COCO</b> COCONUT	5 9100	9100
<b>CAJU</b> CASHEW	4 9101	9101
<b>CHIA</b> CHIA	4 9102	9102
<b>PIMENTA</b> PEPPER	5 9105	9105
<b>AMÊNDOA</b> ALMOND	3 9107	9107

VARIÇÕES GRÁFICAS: ATÉ 20  
 GRAPHIC VARIATIONS: UP TO 20

**RODAPÉ BULLNOSE**



**8 x 45 cm ROD 3.15"x18" ROD**  
 8 mm 0.32 in



**AMÊNDOA**  
ALMOND 9107




**COCO**  
COCONUT 9100



**CAJU**  
CASHEW 9101



**PIMENTA**  
PEPPER 9105



**CHIA**  
CHIA 9102



IMAGINE SOUL



IMAGINE SOUL | MULTICOR MULTICOLOUR | ART DECO B | M 45x45 cm 18" x 18" | 9341

IMAGINE SOUL




IMAGINE SOUL | AMÊNDOA ALMOND | M 45x45 cm 18" x 18" | 9107  
 IMAGINE SOUL | MULTICOR MULTICOLOUR | ART DECO D | M 45x45 cm 18" x 18" | 9343

**WOOD EFFECT**

# ART DECO

NAT NAT NAT  
V4 R10 38-42 33-36 DCOF >0.42

ATÉ 4 VARIAÇÕES GRÁFICAS UP TO 4 GRAPHIC VARIATIONS




# IMAGINE SOUL



**IMAGINE SOUL | MULTICOR MULTICOLOUR | Woody | M25x55 cm 10"x22" | 6194**  
**IMAGINE SOUL | PIMENTA PEPPER | M25x55 cm 10"x22" | 6193**  
**IMAGINE SOUL | CAJU CASHEW | 16x99 cm RTF 6"x39" RTF | 9101**

**AZULEJO DE PASTA BRANCA BICOZEDURA** DOUBLE FIRED WHITE BODY WALL TILE

V4



**M25x55 cm 10"x22"**

**8 mm 0.32 in**

<b>COCO</b> COCONUT	6190
<b>AMÊNDOA</b> ALMOND	6191
<b>CAJU</b> CASHEW	6192
<b>PIMENTA</b> PEPPER	6193
<b>VARIAÇÕES GRÁFICAS:</b> GRAPHIC VARIATIONS:	<b>ATÉ 25</b> UP TO 20

# WOODY



2 peças 2 tiles

**EMBALAGENS E PESOS \ PACKING AND WEIGHTS**

EMB001 Rev 91/1122

Formato Size	Caixa Box			Paleta Pallet				
	Pcs. Stk.	m <sup>2</sup> / m	kg	Caixa / Paleta Box / Pallet	m <sup>2</sup>	Net. kg	Brut. kg	cm
Pavimento Floor Tiles M45x45x0,8cm	6	1,2150 m <sup>2</sup>	20,64	34	41,3100	702	727	120x80x61
Rodapé Bullnose 8x45x0,8cm ROD	21	9,45 m	13,00					
Revestimento Wall Tiles M25x55x0,8cm	10	1,3750 m <sup>2</sup>	18,29	48	66,00	878	903	120x80x90





# IMAGINE VINTAGE

**5** CORES  
COLOURS


**2** FORMATOS PAVIMENTO  
FLOOR TILES SIZES

**2** ACABAMENTOS  
FINISHES

**As sensações nostálgicas  
e quentes da madeira envelhecida  
pelo tempo.**

Nostalgic sensations  
and warm feeling of aged wood.

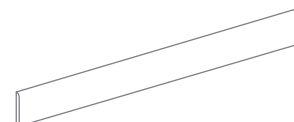
**WOOD EFFECT**



**24,5x99 cm RTF** 10"x39" RTF  
9 mm 0.35 in



**16x99 cm RTF** 6"x39" RTF  
9 mm 0.35 in



**8x99 cm RTF ROD** 3.15"x39" RTF ROD  
9 mm 0.35 in

	24,5x99RTF	24,5x99RTFAD	16x99RTF	16x99RTFAD
<b>WHITE</b> WHITE	8770	8770	8770	8770
<b>GRAFITE</b> GRAPHITE	8771	8771	8771	8771
<b>FOREST</b> FOREST	8772	8772	8772	8772
<b>SEPIA</b> SEPIA	8773	8773	8773	8773
<b>EUCALYPTUS</b> EUCALYPTUS	8774	8774	8774	8774
<b>VARIAÇÕES GRÁFICAS:</b> GRAPHIC VARIATIONS:	ATÉ 31 UP TO 31		ATÉ 35 UP TO 35	

EMBALAGENS E PESOS \ PACKING AND WEIGHTS EMB001 Rev 91/1122

Formato Size	Caixa Box			Paleta Pallet				
	Pcs. Stk.	m <sup>2</sup> / m	kg	Caixa / Paleta Box / Pallet	m <sup>2</sup>	Net. kg	Brut. kg	cm
24,5x99x0,9 cm RTF 246x987 mm	5	1,2128 m <sup>2</sup>	22,50	42	50,9376	945	970	120x100x62
16x99x0,9 cm RTF 160x987 mm	7	1,1088 m <sup>2</sup>	20,48	48	53,2224	983	1.008	120x100x63
<b>Rodapé</b> Bullnose	14	13,8600 m	21,48					

RTF = Retificado RTF = Rectified  
AD = Antiderrapante AD = Slip-Resistant



IMAGINE VINTAGE | FOREST FOREST | 24,5x99 cm RTF 10"x39" RTF | 8772  
IMAGINE VINTAGE | SEPIA SEPIA | 16x99 cm RTF AD 6"x39" RTFAD | 8773



P.V.

**PORCELANATO VIDRADO**  
GLAZED PORCELAIN STONEWARE

GRÈS CÉRAME ÉMAILLÉ  
FEINSTEINZEUG GLASIERT



**Pavimento**  
Floor Tiles



**Revestimento**  
Wall Tiles



**Não Retificados**  
Non Rectified



**Ingelivo**  
Frost Resistant

#### ACABAMENTO DA SUPERFÍCIE SURFACE FINISHING



**Natural**  
Natural



**Antiderrapante**  
Slip-Resistant

**Mais informação técnica: página 480**  
More technical information: page 480

# COTTO EFFECT



**Não Retificados**  
Non Rectified

	60×60	30×60	M30×30	7,5×25
cm in	60×60 24"×24"	30×60 12"×24"	M30×30 12"×12"	7,5×25 3"×10"
Espessura Thickness	8 mm 0.32 in	8 mm 0.32 in	8 mm 0.32 in	8 mm 10 mm 0.32 in 0.39 in
TUSCANIA	P. 294	P.V.	P.V.	P.V.
BRICK ROAD	P. 300			P.V.



# TUSCANIA

**6** CORES  
COLOURS

**4** FORMATOS PAVIMENTO  
FLOOR TILES SIZES

**2** ACABAMENTOS  
FINISHES

**1** DECORADO  
DECOR

**4** MOSAICOS  
MOSAICS

**Uma viagem no tempo  
com um cotto rústico e renovado.**

Renewed rustic and traditional cotto  
that has travelled through time.




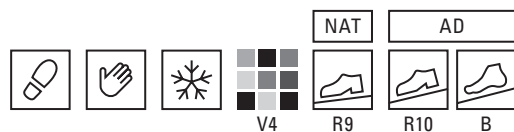
TUSCANIA | GRÈGE GRÈGE | 60x60 cm AD 24"x24" AD | 9251



TUSCANIA

TUSCANIA | FERRUGEM RUST | 60x60 cm · 30x60 cm 24"x24" · 12"x24" | 9254  
TUSCANIA | FERRUGEM RUST | Traditional | 60x60 cm 24"x24" | 9254/801


**COTTO**  
EFFECT



**60x60 cm** 24"x24"  
± 8 mm 0.32 in




**30x60 cm** 12"x24"  
± 8 mm 0.32 in



**M30x30 cm** 12"x12"  
± 8 mm 0.32 in



**7.5x25 cm** 3"x10"  
± 8 mm 0.32 in



	60x60	60x60 AD	30x60	30x60 AD	M30x30	M30x30 AD	7,5x25
BRANCO WHITE	9250 [5]	9250 [5]	9250 [5]	9250 [5]	9250 [5]	9250 [5]	9250 [5]
GRÈGE GRÈGE	9251 [4]	9251 [4]	9251 [4]	9251 [4]	9251 [4]	9251 [4]	9251 [4]
ROSA PINK	9252 [3]	9252 [4]	9252 [3]	9252 [4]	9252 [3]	9252 [4]	9252 [3]
AZUL BLUE	9253 [4]	9253 [4]	9253 [4]	9253 [4]	9253 [4]	9253 [4]	9253 [4]
FERRUGEM RUST	9254 [2]	9254 [2]	9254 [2]	9254 [2]	9254 [2]	9254 [2]	9254 [2]
COTTO COTTO	9255 [2]	9255 [3]	9255 [2]	9255 [3]	9255 [2]	9255 [3]	9255 [2]


VARIAÇÕES GRÁFICAS: UP TO 15 (60x60), UP TO 60 (30x60), UP TO 60 (M30x30), UP TO 59 (7,5x25)

**TRADITIONAL**

60x60

	60x60		
BRANCO WHITE	9250/801	-	-
GRÈGE GRÈGE	9251/801	-	-
ROSA PINK	9252/801	-	-
AZUL BLUE	9253/801	-	-
FERRUGEM RUST	9254/801	-	-
COTTO COTTO	9255/801	-	-


**MOSAICO 36**  
MOSAIC 36



**33x33 cm** 13"x13"  
± 8 mm 0.32 in

\*\*\*\*/640

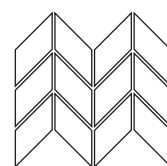
**MOSAICO IRREGULAR**  
MOSAIC IRREGULAR



**30x30 cm** 12"x12"  
± 8 mm 0.32 in

\*\*\*\*/920

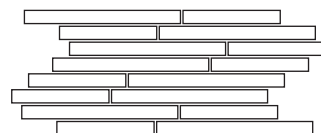
**MOSAICO FLECHA 12**  
MOSAIC ARROW 12



**22x29 cm** 9"x11"  
± 8 mm 0.32 in

\*\*\*\*/312

**MOSAICO MURETO 16**  
MOSAIC MURETO 16



**24x49 cm** 9"x19"  
± 8 mm 0.32 in

\*\*\*\*/016

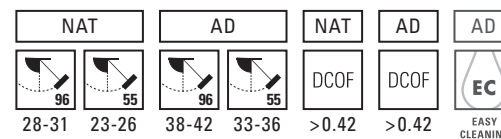
**RODAPÉ**  
BULLNOSE



**8x60 cm ROD** 3.15"x24" ROD  
**8x30 cm ROD** 3.15"x12" ROD  
± 8 mm 0.32 in

AD = Antiderrapante  
AD = Slip-Resistant

**TUSCANIA**



BRANCO WHITE 9250



GRÈGE GRÈGE 9251



AZUL BLUE 9253



ROSA PINK 9252




FERRUGEM RUST 9254



COTTO COTTO 9255

3 PEÇAS 3 TILES



TRADITIONAL

EMBALAGENS E PESOS \ PACKING AND WEIGHTS

EMB001 Rev 91/1122

Formato Size	Caixa Box			Paleta Pallet				
	Pcs. Stk.	m <sup>2</sup> / m	kg	Caixa / Paleta Box / Pallet	m <sup>2</sup>	Net. kg	Brut. kg	cm
60x60x0,8 cm	4	1,4400 m <sup>2</sup>	24,94	32	46,0800	798	823	120x80x74
30x60x0,8 cm	7	1,2600 m <sup>2</sup>	21,79	40	50,4000	872	897	120x80x75
M30x30x0,8 cm	14	1,2600 m <sup>2</sup>	22,80	46	57,96	1.049	1.074	120x80x73
7,5x25x0,8 cm	54	1,0125 m <sup>2</sup>	17,22	72	72,9000	1.240	1.265	120x80x90
<b>Traditional</b>								
<b>Mosaico 36</b> Mosaic 36	33x33x0,8 cm	9	0,9801 m <sup>2</sup>	16,60				
<b>Mosaico Irregular</b> Mosaic Irregular	30x30x0,8 cm	10	0,90 m <sup>2</sup>	16,00				
<b>Mosaico Flecha 12</b> Mosaic Arrow 12	22x29x0,8 cm	11	0,7018 m <sup>2</sup>	13,00				
<b>Mosaico Mureto 16</b> Mosaic Mureto 16	24x49x0,8 cm	7	0,8232 m <sup>2</sup>	13,90				
<b>Rodapé</b> Bullnose	8x60x0,8 cm ROD	22	13,20 m	19,265				
	8x30x0,8 cm ROD	36	10,80 m	16,20				



## BRICK ROAD

**4** CORES  
COLOURS

**1** FORMATO PAVIMENTO  
FLOOR TILE SIZES

**2** DECORADOS  
DECORS

**O clássico efeito tijolo,  
a melhor forma de integrar  
o conceito industrial no seu espaço!**

Brick look tiles,  
a great way to bring an industrial feel  
to any space!

BRICK ROAD | OLD STREET | 7,5x25 cm 3'x10" | 4700  
BRICK ROAD | OLD STREET | Vintage | 7,5x25 cm 3'x10" | 4700/803  
IMAGINE VINTAGE | FOREST | 16x99 cm RTF 6'x39" RTF | 8772

**COTTO**  
EFFECT

V4 R10 A 38-42 33-36 >0.42



7,5x25 cm 3"x10"

10 mm 0.39 in



OLD STREET	3	4700
LOMBARD STREET	3	4701
MAPLE STREET	4	4702
BOURBON STREET	5	4703

VARIAÇÕES GRÁFICAS: MAIS DE 50  
GRAPHIC VARIATIONS: MORE THAN 50



OLD STREET 4700



LOMBARD STREET 4701



MAPLE STREET 4702



BOURBON STREET 4703



VINTAGE 4700/803  
ATÉ 49 VARIAÇÕES GRÁFICAS UP TO 49 GRAPHIC VARIATIONS



TOWN 4700/801  
ATÉ 12 VARIAÇÕES GRÁFICAS UP TO 12 GRAPHIC VARIATIONS



TOWN 4702/801  
ATÉ 12 VARIAÇÕES GRÁFICAS UP TO 12 GRAPHIC VARIATIONS



TOWN 4703/801  
ATÉ 12 VARIAÇÕES GRÁFICAS UP TO 12 GRAPHIC VARIATIONS

EMBALAGENS E PESOS \ PACKING AND WEIGHTS				EMBO01 Rev 91/1122				
Formato Size	Caixa Box			Paleta Pallet				
	Pcs. Stk.	m <sup>2</sup> / m	kg	Caixa / Paleta Box / Pallet	m <sup>2</sup>	Net. kg	Brut. kg	cm
7,5x25x1 cm	44	0,8250 m <sup>2</sup>	17,89	72	59,4000	1,288	1.313	120x80x90

# BRICK ROAD



BRICK ROAD | LOMBARD STREET | 7,5x25 cm 3"x10" | 4701  
IMAGINE | NOGUEIRA WALNUT | 16x99 cm RTF 6"x39" RTF | 8742



P.V.

**PORCELANATO VIDRADO**  
GLAZED PORCELAIN STONEWARE

GRÈS CÉRAME ÉMAILLÉ  
FEINSTEINZEUG GLASIERT

# MURETTO EFFECT



cm  
in

**15×60 cm RTF**  
6"×24" RTF

**30×60 cm**  
12"×24"

**15×15 cm**  
6"×6"

**Espessura**  
Thickness

8 mm  
0.32 in

8 mm  
0.32 in

7 mm  
0.28 in

**ART STONE** P. 306

**P.V.**

**P.V.**

**P.V.**

**STONECRAFT** P. 316

**P.V.**

**P.V.**

## ACABAMENTO DA SUPERFÍCIE SURFACE FINISHING



**Pavimento**  
Floor Tiles



**Revestimento**  
Wall Tiles



**Retificados**  
Rectified



**Não Retificados**  
Non Rectified



**Ingelivo**  
Frost Resistant



**NAT** Natural  
Natural

**Mais informação técnica: página 480**  
More technical information: page 480



# ART STONE

**5** CORES  
COLOURS

**2** FORMATOS REVESTIMENTO  
WALL TILES SIZES

**1** FORMATO PAVIMENTO  
FLOOR TILE SIZE

**O versátil revestimento  
tridimensional de efeito pedra!**

The versatile three-dimensional  
stone-effect wall tile!

ART STONE | BRANCO WHITE | 15x60 cm RTF 6'x24" RTF | Ângulo Externo External Angle | 15x30 cm RTF AE 6'x12" RTF AE | 9970  
 TIMBER DECK | PIMENTA PRETA BLACK PEPPER | 20x120 cm AD 8'x47" AD | 9437  
 TIMBER DECK | PIMENTA PRETA BLACK PEPPER | Peça Degrau Linear Step Tread | 20x120 cm PDL AD 8'x47" PDL AD | 9437



ART STONE | CINZA GREY | 15x60 cm RTF | 6" x 24" RTF | Ângulo Interno Internal Angle | 15x30 cm RTF AI | 6" x 12" RTF AI | 9371

# ART STONE



ART STONE | CINZA GREY | 15x60 cm RTF | 6" x 24" RTF | Ângulo Interno Internal Angle | 15x30 cm RTF AI | 6" x 12" RTF AI | 9371  
 IMAGINE SOUL | SÉSAMO SESAME | 16x99 cm RTF | 6" x 39" RTF | 9104



ART STONE | BEGE BEIGE | 15x60 cm RTF 6"x24" RTF | **Ângulo Externo** External Angle | 15x30 cm RTF AE 6"x12" RTF AE | 9372  
 TIMBER | MEL HONEY | 20x120 cm RTF 8"x47" RTF | 9413  
 ESSENCE | BEGE BEIGE | 60x120 cm RTF AD 24"x47" RTF AD | 40000

# ART STONE



ART STONE | BEGE BEIGE | 15x15 cm 6"x6" | 9372  
 INDUSTRIAL STONE | ANTRACITE ANTHRACITE | 60x60 cm AD 24"x24" RTFAD | 9243



ART STONE | ANTRACITE ANTHRACITE | 15x60cm RTF 6"x24" RTF | 9373  
 TIMBER DECK | PIMENTA PRETA BLACK PEPPER | 20x120 cm AD 8"x47" AD  
 Peça Degrau Linear Step Tread | 20x120 cm PDL AD 8"x47" PDL AD | 9437

# ART STONE



ART STONE | ANTRACITE ANTHRACITE | 15x60cm RTF 6"x24" RTF | 9373  
 TIMBER DECK | PIMENTA PRETA BLACK PEPPER | 20x120 cm AD 8"x47" AD | Peça Degrau Linear Step Tread | 20x120 cm PDL AD 8"x47" PDL AD | 9437

**MURETTO**  
EFFECT



**15x60 cm RTF** 6"×24" RTF  
8 mm 0.32 in

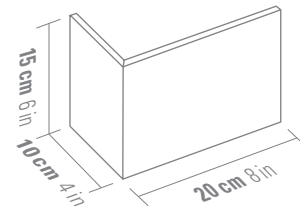


**30x60 cm** 12"×24"  
8 mm 0.32 in



<b>BRANCO WHITE</b>	9370	9370
<b>CINZA GREY</b>	9371	9371
<b>BEGE BEIGE</b>	9372	9372
<b>ANTRACITE ANTHRACITE</b>	9373	9373
<b>INDIAN INDIAN</b>	9374	9374
<b>VARIAÇÕES GRÁFICAS:</b> GRAPHIC VARIATIONS:	<b>ATÉ 12</b> UP TO 12	<b>ATÉ 6</b> UP TO 6

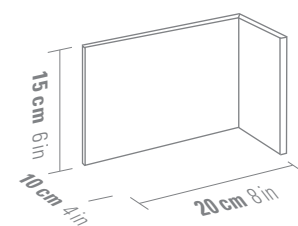
**ÂNGULO EXTERNO**  
EXTERNAL  
ANGLE




**15x30 cm RTF AE**  
6"×12" RTF AE  
W 145 × 298 mm  
8 mm 0.32 in  
Conjuga com 15x60 cm RTF  
Match with 15x60 cm RTF



**ÂNGULO INTERNO**  
INTERNAL  
ANGLE



**15x30 cm RTF AI**  
6"×12" RTF AI  
W 145 × 298 mm  
8 mm 0.32 in  
Conjuga com 15x60 cm RTF  
Match with 15x60 cm RTF



**PAVIMENTO SUGERIDO**  
SUGGESTED FLOOR TILES

**IND.STONE**




**ANTRACITE**  
ANTHRACITE 9243

**TIMBER DECK**



**PIMENTA PRETA**  
BLACK PEPPER 9437



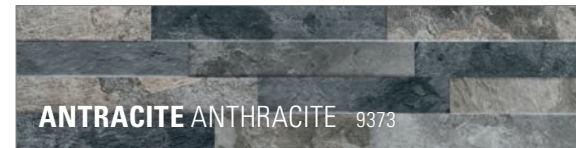


**IMAGINE SOUL**



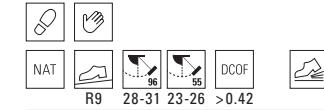
**SÉSAMO**  
SESAME 9104

RTF = Retificado  
RTF = Rectified

**ART STONE**



**15x15 cm** 6"×6"  
7 mm 0.28 in



<b>BRANCO WHITE</b>	4	9370
<b>CINZA GREY</b>	4	9371
<b>BEGE BEIGE</b>	4	9372
<b>ANTRACITE ANTHRACITE</b>	4	9373
<b>INDIAN INDIAN</b>	4	9374
<b>VARIAÇÕES GRÁFICAS:</b> GRAPHIC VARIATIONS:	<b>ATÉ 80</b> UP TO 80	



**EMBALAGENS E PESOS \ PACKING AND WEIGHTS**

EMB001 Rev 91/1122

Formato Size	Caixa Box			Paleta Pallet				
	Pcs. Stk.	m <sup>2</sup>	kg	Caixa / Paleta Box / Pallet	m <sup>2</sup>	Net. kg	Brut. kg	cm
15x60x0,8 cm RTF 145x598 mm	14	1,2600 m <sup>2</sup>	22,30	50	63,0000	1.115	1.140	120x80x90
30x60x0,8 cm	7	1,2600 m <sup>2</sup>	21,79	40	50,4000	872	897	120x80x75
15x15x0,7 cm	36	0,8100 m <sup>2</sup>	11,95	80	64,8000	956	981	120x80x75
<b>Ângulo Externo</b> External Angle	6	0,2700 m <sup>2</sup>	4,80					
<b>Ângulo Interno</b> Internal Angle	6	0,1860 m <sup>2</sup>	4,80					



# STONECRAFT

**4** CORES  
COLOURS

**2** FORMATOS REVESTIMENTO  
WALL TILES SIZES

**Revestimento tridimensional com inúmeras combinações de efeitos: madeira, mármore e pedra.**

Three-dimensional wall tile with a sophisticated texture and countless combinations of effects all in one: wood, marble, stone and burnt wood.

## STONECRAFT



STONECRAFT | CASTANHO BROWN | 30x60 cm 12"x24" | 9452  
 ESSENCE | BEGE BEIGE | 60x120 cm RTF 24"x47" RTF | 40000  
 ESSENCE | BEGE BEIGE | 120x120 cm RTF 47"x47" RTF | 40000





STONECRAFT | INDIAN INDIAN | 30x60 cm

STONECRAFT



STONECRAFT | INDIAN INDIAN | 30x60 cm 12"x24" | 9453

TUSCANIA | AZUL BLUE | 60x60 cm AD · 30x60 cm AD 24"x24" AD · 12"x24" AD | 9253

**MURETTO**  
EFFECT



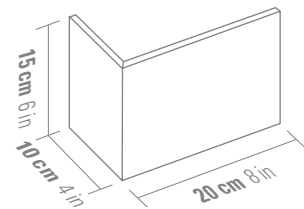
**15x60 cm RTF** 6" x 24" RTF  
± 8 mm 0.32 in



**30x60 cm** 12" x 24"  
± 8 mm 0.32 in

<b>BRANCO</b> WHITE	9450	9450
<b>BEGE</b> BEIGE	9451	9451
<b>CASTANHO</b> BROWN	9452	9452
<b>INDIAN</b> INDIAN	9453	9453
<b>VARIAÇÕES GRÁFICAS:</b> GRAPHIC VARIATIONS:	<b>ATÉ 12</b> UP TO 12	<b>ATÉ 6</b> UP TO 6

**ÂNGULO EXTERNO**  
EXTERNAL ANGLE



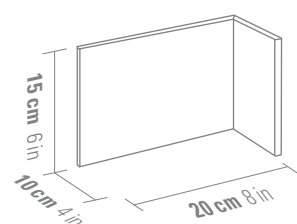
**15x30 cm RTF AE**  
6" x 12" RTF AE  
± 8 mm 0.32 in

W 145 x 298 mm

Conjuga com 15x60 cm RTF  
Match with 15x60 cm RTF



**ÂNGULO INTERNO**  
INTERNAL ANGLE



**15x30 cm RTF AI**  
6" x 12" RTF AI  
± 8 mm 0.32 in

W 145 x 298 mm

Conjuga com 15x60 cm RTF  
Match with 15x60 cm RTF



**PAVIMENTO SUGERIDO**  
SUGGESTED FLOOR TILES


ESSENCE	TUSCANIA	TIMBER	IMAGINE SOUL
<b>BEGE</b> BEIGE 40000	<b>AZUL</b> BLUE 9253	<b>MEL</b> HONEY 9413	<b>PIMENTA</b> PEPPER 9105

RTF = Retificado  
RTF = Rectified

**STONECRAFT**



STONECRAFT | BRANCO WHITE | 15x60 cm RTF 6" x 24" RTF | Ângulo Externo External Angle | 15x30 cm RTF AE 6" x 12" RTF AE | 9450



EMBALAGENS E PESOS \ PACKING AND WEIGHTS				EMB001 Rev 91/1122				
Formato Size	Caixa Box			Paleta Pallet				
	Pcs. Stk.	m <sup>2</sup>	kg	Caixa / Paleta Box / Pallet	m <sup>2</sup>	Net. kg	Brut. kg	cm
15x60x0,8cm RTF 145x598 mm	14	1,2600m <sup>2</sup>	22,30	50	63,0000	1.115	1.140	120x80x90
30x60x0,8cm	7	1,2600m <sup>2</sup>	21,79	40	50,4000	872	897	120x80x75
Ângulo Externo External Angle	15x30x0,8cm RTF AE	6	0,2700m <sup>2</sup>	4,80				
Ângulo Interno Internal Angle	15x30x0,8cm RTF AI	6	0,1860m <sup>2</sup>	4,80				

P.V.

**PORCELANATO VIDRADO**  
GLAZED PORCELAIN STONEWARE

GRÈS CÉRAME ÉMAILLÉ  
FEINSTEINZEUG GLASIERT

**ENCAUSTIC  
EFFECT**

**MIX & MATCH**



cm  
in

**M 20 × 20**  
8" × 8"

**Espessura**  
Thickness

8 mm  
0.32 in

HERITAGE

NAT



CASCAIS	P. 328	P.V.	P.V.
TOMAR	P. 332	P.V.	P.V.
BRAGA	P. 336	P.V.	
COIMBRA	P. 338	P.V.	
LISBOA	P. 340	P.V.	
PORTO	P. 342	P.V.	

**ACABAMENTO DA SUPERFÍCIE**  
SURFACE FINISHING



**Pavimento**  
Floor Tiles



**Revestimento**  
Wall Tiles



**Não Retificados**  
Non Rectified



**Ingelivo**  
Frost Resistant



**Brilhante**  
Glossy



**NAT** Natural  
Natural

**Mais informação técnica: página 480**  
More technical information: page 480



# HERITAGE

**6** TEMAS DECORATIVOS  
DECORATIVE MOTIFS

**1** FORMATO PAVIMENTO  
FLOOR TILE SIZES

**2** ACABAMENTOS  
FINISHINGS

**Os azulejos como estilo eclético da cultura portuguesa.**

Tiles as a common ground in the eclectic portuguese culture.

# HERITAGE



ENCAUSTIC EFFECT

MIX & MATCH

CASCAIS

PASTEL PASTEL  
M20x20 cm 8"x8"

± 8 mm 0.32 in



NAT CA1 9380 4 CA1 9390 4



NAT CA2 9381 4 CA2 9391 4



NAT CA3 9382 4 CA3 9392 4



NAT CA4 9383 4 CA4 9393 4



NAT CA5 9384 4 CA5 9394 3



NAT CA6 9385 4 CA6 9395 4



NAT CA7 9386 4 CA7 9396 3



NAT CA8 9387 4 CA8 9397 3



HERITAGE

HERITAGE | CASCAIS | NATURAL NATURAL | PASTEL PASTEL | M20x20 cm 8"x8" | CA 4 9383

Nota: Podem existir diferenças de tonalidade entre acabamentos diferentes.  
Note: Shade variation may exist between different finish.

EMBALAGENS E PESOS \ PACKING AND WEIGHTS

EMB001 Rev 91/1122

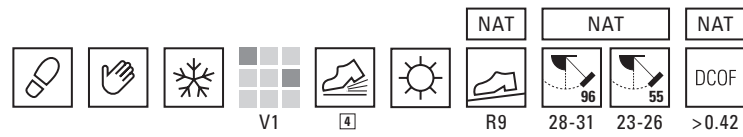
Formato Size	Caixa Box			Paleta Pallet				
	Pcs. Stk.	m <sup>2</sup> / m	kg	Caixa / Paleta Box / Pallet	m <sup>2</sup>	Net. kg	Brut. kg	cm
M20x20x0,8cm	19	0,7600 m <sup>2</sup>	12,87	84	63,8400	1.081	1.106	120x80x73

## HERITAGE



ENCAUSTIC EFFECT

MIX & MATCH



**TOMAR**  
BRANCO - CASTANHO  
WHITE - BROWN  
M20x20 cm 8"x8"  
± 8 mm 0.32 in



T8 9357 NAT



T1 9350 NAT



T2 9351 NAT



T3 9352 NAT



T6 9355 NAT



T7 9356 NAT



T5 9354 NAT



T4 9353 NAT



T6 9365 NAT



T7 9366 NAT



T5 9364 NAT



T4 9363 NAT



HERITAGE

HERITAGE TOMAR | NATURAL NATURAL | BRANCO - CASTANHO WHITE - BROWN | M20x20 cm 8"x8" | T5 9354

Nota: Podem existir diferenças de tonalidade entre acabamentos diferentes.  
Note: Shade variation may exist between different finish.

EMBALAGENS E PESOS \ PACKING AND WEIGHTS				EMB001 Rev 91/1122			
Formato Size	Caixa Box			Paleta Pallet			
	Pcs. Stk.	m <sup>2</sup> / m	kg	Caixa / Paleta Box / Pallet	m <sup>2</sup>	Net. kg	Brut. kg
M20x20x0,8cm	19	0,7600 m <sup>2</sup>	12,87	84	63,8400	1.081	1.106
							120x80x73 cm





ENCAUSTIC  
EFFECT

MIX & MATCH


V1    4    R9    28-31    23-26    >0.42    NAT    NAT    NAT    DCOF

**COIMBRA**  
PRETO – BRANCO  
BLACK – WHITE  
M20x20 cm 8"x8"  
8 mm 0.32 in


**BRANCO NUVEM**  
WHITE CLOUD  
9204



C1 9214




C2 9209




C3 9213




C4 9211



C5 9212



C6 9210



C7 9208

HERITAGE



EMBALAGENS E PESOS \ PACKING AND WEIGHTS EMB001 Rev 91/1122

Formato Size	Caixa Box			Paleta Pallet				
	Pcs. Stk.	m <sup>2</sup> / m	kg	Caixa / Paleta Box / Pallet	m <sup>2</sup>	Net. kg	Brut. kg	cm
M20x20x0,8cm	19	0,7600 m <sup>2</sup>	12,87	84	63,8400	1.081	1.106	120x80x73

ENCAUSTIC  
EFFECT

MIX & MATCH




**LISBOA**  
AZUL - AMARELO  
BLUE - YELLOW  
M20x20 cm 8"x8"  
8 mm 0.32 in

BRANCO NUVEM  
WHITE CLOUD  
9204

BRANCO  
WHITE  
9205

CINZA  
GREY  
9206


ANTRACITE  
ANTHRACITE  
9207



L1 9229



L2 9227




L3 9224



L4 9228



L5 9226



L6 9225

# HERITAGE



EMBALAGENS E PESOS \ PACKING AND WEIGHTS EMB001 Rev 91/1122

Formato Size	Caixa Box			Paleta Pallet				
	Pcs. Stk.	m <sup>2</sup> / m	kg	Caixa / Paleta Box / Pallet	m <sup>2</sup>	Net. kg	Brut. kg	cm
M20x20x0,8cm	19	0,7600 m <sup>2</sup>	12,87	84	63,8400	1.081	1.106	120x80x73


**ENCAUSTIC**  
EFFECT

**MIX & MATCH**



**PORTO**

**CINZA - AZUL**  
GREY-BLUE  
**M20x20 cm** 8"x8"  
8 mm 0.32 in




**BRANCO NUVEM**  
WHITE CLOUD  
9204



**P1** 9216



**P2** 9219




**P3** 9221



**P4** 9215



**P5** 9220



**P6** 9218



**P7** 9217

EMBALAGENS E PESOS \ PACKING AND WEIGHTS EMB001 Rev 91/1122

Formato Size	Caixa Box			Paleta Pallet				
	Pcs. Stk.	m <sup>2</sup> / m	kg	Caixa / Paleta Box / Pallet	m <sup>2</sup>	Net. kg	Brut. kg	cm
M20x20x0,8cm	19	0,7600 m <sup>2</sup>	12,87	84	63,8400	1.081	1.106	120x80x73



**HERITAGE**

**A.Z.**

**AZULEJO DE PASTA BRANCA BICOZEDURA**  
DOUBLE FIRED WHITE BODY WALL TILE

FAÏENCE EN PÂTE BLANCHE BI-CUISSON  
WEISS-SCHERBIGE ZWEIBRAND STEINGUTFLIESEN

**P.V.**

**PORCELANATO VIDRADO**  
GLAZED PORCELAIN STONWARE

GRÈS CÉRAME ÉMAILLÉ  
FEINSTEINZEUG GLASIERT

# COLOUR



**Retificados**  
Rectified

**Não Retificados**  
Non Rectified



**49x99 RTF**  
19"x39" RTF



**30x90 RTF**  
12"x35" RTF



**M25x75**  
10"x30"



**M25x55**  
10"x22"



**M25x45**  
10"x18"



**M10x40**  
4"x16"



**M10x30**  
4"x12"



**M10x30**  
4"x12"



**M7,5x15**  
3"x6"



**7,5x25**  
3"x10"



**15x15**  
6"x6"



**7,5x15**  
3"x6"



**7,5x15**  
3"x6"

cm  
in

		Espessura Thickness																	
		9 mm 0.35 in	10 mm 0.39 in	9 mm 0.35 in	8 mm 0.32 in	8 mm 0.32 in	8 mm 0.32 in	8 mm 0.32 in	8 mm 0.32 in	7,5 mm 0.30 in	7,5 mm 0.30 in	8 mm 0.32 in	7 mm 0.28 in	7 mm 0.28 in	5,8 mm 0.23 in	5,8 mm 0.23 in			
BRANCOS	P. 346	<b>P.V.</b>	<b>A.Z.</b>	<b>A.Z.</b>	<b>A.Z.</b>	<b>A.Z.</b>	<b>A.Z.</b>												
ART	P. 352		<b>A.Z.</b>																
BLOOM	P. 358																		
TREND	P. 364																		
VIBE	P. 370																		
COSMOPOLITAN	P. 376																		
CRACKLÉ	P. 384																		
METRO	P. 392																		
NEW YORK	P. 400																		
SOHO	P. 406																		
TIFFANY	P. 412																		
INFINITY	P. 418																		
LUX	P. 426																		
MANHATTAN	P. 434																		
SPLASH - ELEMENT	P. 442																		
SPLASH - POOL	P. 450																		



## ACABAMENTO DA SUPERFÍCIE SURFACE FINISHING



**Pavimento**  
Floor Tiles



**Revestimento**  
Wall Tiles



**Retificados**  
Rectified



**Não Retificados**  
Non Rectified



**Ingelivo**  
Frost Resistant



**Brilhante**  
Glossy



**Mate**  
Matt



**NAT** Natural

Mais informação técnica: página 480  
More technical information: page 480



# BRANCOS

**2** CORES  
COLOURS

**4** FORMATOS REVESTIMENTO  
WALL TILES SIZES

**3** ESTRUTURAS  
STRUCTURES

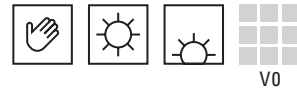
**1** COR  
COLOUR

**1** FORMATOS PAVIMENTO  
FLOOR TILES SIZES

**Acabamentos mate e brilhante,  
texturas neutras e suaves,  
formatos de pequena  
e grande dimensão que coexistem  
em perfeita harmonia!**



Contrasting matt and glossy finishes,  
neutral and soft textures,  
small sizes and large slabs coexist  
in perfect harmony!

COLOUR




**30x90cm RTF** 12"x35" RTF  
 10 mm 0.39 in

<b>BRANCO WHITE</b>	16000	16001
<b>PÉROLA PEARL</b>	16002	16003




MISTRAL

**30x90cm RTF**  
12"x35" RTF



16000/450 16001/450



16002/450 16003/450

LEAF

**30x90cm RTF**  
12"x35" RTF



16000/650 16001/650



16002/650 16003/650

Outros formatos de revestimento com o Branco CINCA: Other wall sizes with White CINCA:

**M20x40 cm** 8"x16" · **M10x30 cm** 4"x12" · **M20x20 cm** 8"x8" · **M15x15 cm** 6"x6"

Listéis Plano e outras Peças Especiais Piano Listels and other Special Trims

arquitectos P.464

**DIAMOND M10x30 cm** 4"x12" · **DIAMOND 7,5x15 cm** 3"x6" · **7,5x15 cm** 3"x6"

Rodapés Bullnoses

TIFFANY P.412

RTF = Retificado  
RTF = Rectified

BRANCOS



**M25x75 cm** 10"x30"  
9 mm 0.35 in



**M25x55 cm** 10"x22"  
8 mm 0.32 in



**M25x45 cm** 10"x18"  
8 mm 0.32 in

<b>BRANCO WHITE</b>	6000	6001	4000	4001	3001
<b>PÉROLA PEARL</b>	-	-	4002	4003	3002

ONDA

**M25x75 cm**  
10"x30"  
**M25x55 cm**  
10"x22"



**BRANCO WHITE** 6002 **M25x75 cm**  
4097 **M25x55 cm**

LISTEL

**2x55 cm** 0.79"x22"  
8 mm 0.32 in



**COBRE COPPER** 0450/761 0450/769


**2x55 cm** 0.79"x22"  
8 mm 0.32 in



**AÇO STEEL** 0450/759 0450/760

EMBALAGENS E PESOS \ PACKING AND WEIGHTS									
Formato Size	Caixa Box			Paleta Pallet					
	Pcs. Stk.	m <sup>2</sup> / m	kg	Caixa / Paleta Box / Pallet	m <sup>2</sup>	Net. kg	Brut. kg	cm	
REVESTIMENTO WALL TILES									
30x90x1 cm RTF 298x898 mm	4	1,0800 m <sup>2</sup>	19,25	48	51,8400	924	949	120x100x85	
M25x75x0,9 cm	7	1,3125 m <sup>2</sup>	21,00	42	55,125	882	907	120x80x90	
M25x55x0,8 cm	10	1,3750 m <sup>2</sup>	18,29	48	66,0000	878	903	120x80x90	
M25x45x0,8 cm	10	1,125 m <sup>2</sup>	15,25	60	67,50	915	940	120x80x92	
<b>Mistral - Leaf</b>	4	1,0800 m <sup>2</sup>	19,25						
<b>Onda</b>	7	1,3125 m <sup>2</sup>	21,00						
<b>Onda</b>	10	1,375 m <sup>2</sup>	18,90						
<b>Listel Listel</b>	9	4,95 m	2,00						

EMB001 Rev 91/1122



49×99 cm RTF 19"×39" RTF

9 mm 0.35 in

RODAPÉ  
BULLNOSE

8×49 cm RTF ROD 3.15"×19" RTF ROD

9 mm 0.35 in

BRANCO WHITE

9000

9000

## EMBALAGENS E PESOS \ PACKING AND WEIGHTS

EMB001 Rev 91/1122

Formato Size	Caixa Box			Paleta Pallet				
	Pcs. Stk.	m <sup>2</sup> /m	kg	Caixa / Paleta Box / Pallet	m <sup>2</sup>	Net. kg	Brut. kg	cm
<b>PAVIMENTO FLOOR TILES</b>								
49×99×0,9 cm RTF 493×987 mm	3	1,4553 m <sup>2</sup>	27,04	32	46,5696	865	890	120×100×64
Rodapé Bullnose 8×49×0,9 cm RTF ROD	26	12,7400 m	19,90					

## Outros formatos de pavimento com o Branco CINCA:

Other floor sizes with White CINCA:

M30×30 cm 12"×12" · M10×30 cm 4"×12" · M20×20 cm 8"×8" · M20×20 cm AD 8"×8" AD

Peças Especiais Special Trims

NovaArquitetura P. 458

RTF = Retificado  
RTF = Rectified





# ART

**6** CORES  
COLOURS

**1** FORMATO REVESTIMENTO  
WALL TILE SIZE

**3** ESTRUTURAS  
STRUCTURES

**3** MOSAICOS  
MOSAICS

**Design minimalista  
mas irreverentemente estruturado.**

Tiles with a minimalist design  
but talented and skilled details.

ART | BRANCO WHITE | 30x90 cm RTF 12x36 RTF | 16038  
 ART | PRETO BLACK | 30x90 cm RTF 12x36 RTF | 16043  
 ART | PRETO - BRANCO - AZUL BLACK - WHITE - BLUE | Mosaico Flecha 12 Mosaic Arrow 12 | 22x29 cm 9x11" | 16038/313  
 IMAGINE SOUL | PIMENTA PEPPER | 24,5x99 cm RTF 10x39 RTF | 9105



ART | PÉROLA PEARL | Mistral | 30x90 cm RTF | 12"x35" RTF | 16040/450

# ART



ART | TAUPE TAUPE - PÉROLA PEARL | 30x90 cm RTF | 12"x35" RTF | 16042 - 16040  
 ART | PÉROLA PEARL | Mistral | 30x90 cm RTF | 12"x35" RTF | 16040/450  
 MERCURY | ANTRACITE ANTHRACITE | 49x99 cm RTF | 19"x39" RTF | 9146

COLOUR




30x90 cm RTF 12"x35" RTF

10 mm 0.39 in

BRANCO WHITE	16038
CINZA GREY	16039
PÉROLA PEARL	16040
AZUL BLUE	16041
TAUPE TAUPE	16042
PRETO BLACK	16043

MOSAICO 121  
MOSAIC 121

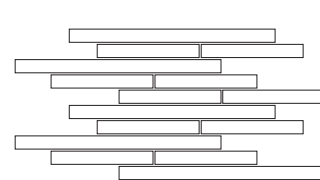


33x33 cm 13"x13"

10 mm 0.39 in

\*\*\*\*\*/121

MOSAICO MURETO 15  
MOSAIC MURETO 15




29x40 cm 11"x16"

10 mm 0.39 in

\*\*\*\*\*/015

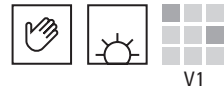
MOSAICO FLECHA 12  
MOSAIC ARROW 12



22x29 cm 9"x11"

10 mm 0.39 in

PRETO BLACK	16038/313	PÉROLA PEARL	16040/313
BRANCO WHITE		TAUPE TAUPE	
AZUL BLUE		BRANCO WHITE	



BRANCO WHITE

16038

AZUL BLUE

16041

PRETO BLACK

16043

CINZA GREY

16039

PÉROLA PEARL

16040

TAUPE TAUPE

16042



PAVIMENTO SUGERIDO SUGGESTED FLOOR TILES

FACTORY



BETÃO CONCRETE 8822

IMAGINE SOUL



AMÊNDOA ALMOND 9107




CAJU CASHEW 9101



PIMENTA PEPPER 9105

MERCURY



ANTRACITE ANTHRACITE 9146

RTF = Retificado  
RTF = Rectified

ART

MISTRAL

30x90 cm RTF 12"x35" RTF



16038/450



16041/450



16043/450



16039/450



16040/450



16042/450

LEAF

30x90 cm RTF 12"x35" RTF




16038/650




16041/650



16043/650



16039/650




16040/650



16042/650

BLEND


30x90 cm RTF 12"x35" RTF



16038/905



16041/905



16043/905

EMBALAGENS E PESOS \ PACKING AND WEIGHTS

EMB001 Rev 91/1122

Formato Size	Caixa Box			Paleta Pallet				
	Pcs. Stk.	m <sup>2</sup> / m	kg	Caixa / Paleta Box / Pallet	m <sup>2</sup>	Net. kg	Brut. kg	cm
Mistral - Leaf 30x90x1 cm RTF 298x898 mm	4	1,0800 m <sup>2</sup>	19,25	48	51,8400	924	949	120x100x85
Mosaico 121 Mosaic 121 33x33x1 cm	8	0,8712 m <sup>2</sup>	10,728					
Mosaico Mureto 15 Mosaic Mureto 15 29x40x1 cm	6	0,696 m <sup>2</sup>	11,61					
Mosaico Flecha 12 Mosaic Arrow 12 22x29x1 cm	8	0,5104 m <sup>2</sup>	9,85					



# BLOOM

**5** CORES  
COLOURS

**1** FORMATO REVESTIMENTO  
WALL TILES SIZE

**1** ESTRUTURA  
STRUCTURE

**1** DECORADO  
DECOR

**Versatilidade, tendência  
e elegância.**

Versatility, trend and elegance.

BLOOM | VERDE GREEN | M 25x55 cm 10"x22" | 6182

BLOOM | CINZA GREY | M 25x55 cm 10"x22" | 6180

BLOOM | CINZA GREY | Wave | M 25x55 cm 10"x22" | 6180/400

IMAGINE SOUL | CAFÉ COFFEE | 24,5x99 cm RTF - 16x99 cm RTF - 10x39" RTF - 6"x39" RTF | 9103

IMAGINE SOUL | CAFÉ COFFEE | Mosaico 36 Mosaic 36 | 33x33 cm 13"x13" | 9103/640

# BLOOM



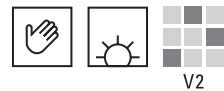
**BLOOM | TAUPE TAUPE | M 25x55 cm 10"x22" | 6181**  
**TIMBER | MEL HONEY | 20x120 cm 8"x47" | 9413**

COLOUR



M25x55 cm 10"x22"

8 mm 0.32 in



BRANCO WHITE	6178
PÉROLA PEARL	6179
CINZA GREY	6180
TAUPE TAUPE	6181
VERDE GREEN	6182
VARIAÇÕES GRÁFICAS: GRAPHIC VARIATIONS:	ATÉ 12 UP TO 12

WAVE

M25x55 cm 10"x22"

STAMP

M25x55 cm 10"x22"

6 VARIAÇÕES GRÁFICAS  
6 GRAPHIC VARIATIONS




6178



6178/400



6178/800



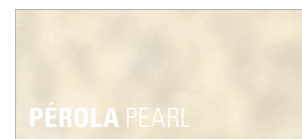
6180




6180/400



6180/800



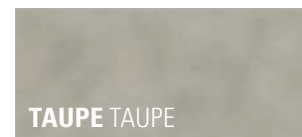

6179



6179/400



6179/800



6181



6181/400



6181/800



6182



6182/400




6182/800

PAVIMENTO SUGERIDO SUGGESTED FLOOR TILES

TIMBER



MEL HONEY 9413



GENGIBRE GINGER 9412



CAFÉ COFFEE 9103

IMAGINE SOUL



BLOOM

BLOOM | PÉROLA PEARL | M 25x55 cm 10"x22" | 6179  
BLOOM | PÉROLA PEARL | Stamp | M 25x55 cm 10"x22" | 6179/800

EMBALAGENS E PESOS \ PACKING AND WEIGHTS

EMB001 Rev 91/1122

Formato Size	Caixa Box			Paleta Pallet				
	Pcs. Stk.	m <sup>2</sup> / m	kg	Caixa / Paleta Box / Pallet	m <sup>2</sup>	Net. kg	Brut. kg	cm
M25x55x0,8 cm	10	1,3750 m <sup>2</sup>	18,29	48	66,0000	878	903	120x80x90
Wave - Stamp	10	1,3750 m <sup>2</sup>	18,90					



# TREND

**7** CORES  
COLOURS

**2** FORMATOS REVESTIMENTO  
WALL TILES SIZES

**1** ESTRUTURA  
STRUCTURE

**2** DECORADOS  
DECORS

**1** MOSAICO  
MOSAIC

**Cores vibrantes  
e nuances modernas  
que seguem as últimas  
tendências da moda.**

Vibrant colors and stylish shades  
following the latest fashion trends.



TREND | CHAMPAGNE CHAMPAGNE | M 10x30 cm 4"x12" | 6156

# TREND



TREND | CHAMPAGNE CHAMPAGNE | M 25x55 cm 10"x22" | 6156

TREND | TAUPE TAUPE | M 25x55 cm 10"x22" | 6158

IMAGINE SOUL | SÉSAMO SESAME | 24,5x99 cm RTF · 16x99 cm RTF · 10x39" RTF · 6"x39" RTF | 9104



COLOUR




**M 25x55 cm** 10"x22"  
8 mm 0.32 in



**M 10x30 cm** 4"x12"  
8 mm 0.32 in

<b>BRANCO</b> WHITE	6154	6154
<b>CINZA</b> GREY	6155	6155
<b>CHAMPAGNE</b> CHAMPAGNE	6156	6156
<b>TURQUESA</b> TURQUOISE	6157	6157
<b>TAUPE</b> TAUPE	6158	6158
<b>VERDE</b> GREEN	6159	6159
<b>AZUL</b> BLUE	6160	6160

**MOSAICO 121**  
MOSAIC 121



**33x33 cm** 13"x13"  
8 mm 0.32 in

\*\*\*\*/221

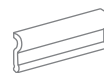
**RODAPÉ**  
BULLNOSE



**7,5x25 cm** 3"x10"  
8 mm 0.32 in

\*\*\*\*/050

**V-CAP**  
V-CAP



**7,5x25 cm** 3"x10"  
8 mm 0.32 in


\*\*\*\*/020

**PAVIMENTO SUGERIDO** SUGGESTED FLOOR TILES

IMAGINE SOUL



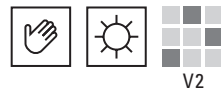
**CAJU**  
CASHEW 9101



**SÉSAMO**  
SESAME 9104



**PIMENTA**  
PEPPER 9105



**BRANCO**  
WHITE

6154



**CINZA**  
GREY

6155



**CHAMPAGNE**  
CHAMPAGNE

6156



**TAUPE**  
TAUPE

6158



**VERDE**  
GREEN

6159



**TURQUESA**  
TURQUOISE

6157



**AZUL**  
BLUE

6160

TREND


**ONDA** M 25x55 cm 10"x22" 74 **SQUARES** M 25x55 cm 10"x22" 74 **SHATTER** M 25x55 cm 10"x22" 74




6154/500



6154/800




6154/801




6155/500



6155/800



6155/801




6156/500



6156/800



6156/801



6158/500



6158/800



6158/801



6159/500



6159/800



6159/801



6157/500



6157/800



6157/801



6160/500



6160/800



6160/801



EMBALAGENS E PESOS \ PACKING AND WEIGHTS									
EMB001 Rev 91/1122									
Formato Size	Caixa Box			Paleta Pallet					
	Pcs. Stk.	m <sup>2</sup> / m	kg	Caixa / Paleta Box / Pallet	m <sup>2</sup>	Net. kg	Brut. kg	cm	
M25x55x0,8cm	10	1,3750 m <sup>2</sup>	18,29	48	66,0000	878	903	120x80x90	
M10x30x0,8cm	30	0,9000 m <sup>2</sup>	11,52	88	79,2000	1.014	1.039	120x80x93	
<b>Onda - Squares - Shatter</b> M25x55x0,8cm	10	1,375 m <sup>2</sup>	18,90						
<b>Mosaico 121</b> Mosaic 121 33x33x0,8cm	10	1,089 m <sup>2</sup>	13,41						
<b>Rodapé Bullnose</b> 7,5x25x0,8cm	44	11,00 m	11,04						
<b>V-Cap V-Cap</b> 7,5x25x0,8cm	7	1,75 m	2,41						



## VIBE

**8** CORES  
COLOURS

**1** FORMATO REVESTIMENTO  
WALL TILES SIZE

**Conjugação de cores intensas  
e superfícies  
brilhantes irregulares.**

A mixture of intense colours  
and glossy surfaces  
with a subtly irregular glaze.

VIBE | VERDE GREEN | M 25x55cm 10"x22" | 6174  
 VIBE | TAUPE TAUPE | M 25x55cm 10"x22" | 6172  
 SPLASH | ELEMENT | VERDE FOLHA LEAF GREEN | 15x15cm 6"x6" | 9326  
 IMAGINE SOUL | SÉSAMO SESAME | 24,5x99cm RTF · 16x99cm RTF 10"x39" RTF · 6"x39" RTF | 9104

VIBE

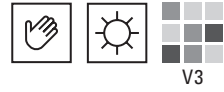


VIBE | PÉROLA PEARL | M 25x55 cm 10"x22" | 6171  
 VIBE | TAUPE TAUPE | M 25x55 cm 10"x22" | 6172  
 IMAGINE SOUL | CHIA CHIA | 16x99 cm RTF 6"x39" RTF | 9102

COLOUR



**M25x55 cm** 10"x22"  
 8 mm 0.32 in



BRANCO WHITE	6170
PÉROLA PEARL	6171
TAUPE TAUPE	6172
AMARELO YELLOW	6173
VERDE GREEN	6174
AZUL BLUE	6175
TIJOLO BRICK	6176
ANTRACITE ANTHRACITE	6177
VARIAÇÕES GRÁFICAS: GRAPHIC VARIATIONS:	12 VARIAÇÕES GRÁFICAS UP TO 12 GRAPHIC VARIATIONS



PAVIMENTO SUGERIDO SUGGESTED FLOOR TILES



**SÉSAMO** CHIA **BRANCO**  
 SESAME CHIA WHITE  
 9104 9102 9240

Formato Size		Caixa Box			Paleta Pallet			
Pcs. Stk.	m <sup>2</sup> / m	kg	Caixa / Paleta Box / Pallet	m <sup>2</sup>	Net. kg	Brut. kg	cm	
M25x55x0,8cm	10	1,3750 m <sup>2</sup>	18,29	48	66,0000	878	903	120x80x90

EMB001 Rev 91/1122

VIBE



VIBE | TIJOLO BRICK | M 25x55 cm 10"x22" | 6176



# COSMOPOLITAN

**7** CORES  
COLOURS

**2** ACABAMENTOS  
FINISHINGS

**1** FORMATO  
REVESTIMENTO  
WALL TILE  
SIZE

ATÉ  
UPTO  
**5** FUNDOS  
ESTRUTURADOS  
FIELD TILE  
STRUCTURES

COMBINAÇÃO DE  
COMBINATION OF  
**5** ESTRUTURAS  
DECORATIVAS  
DECORATIVE  
STRUCTURES

**Azulejos M10×40 discretos e elegantes, que combinam texturas e acabamentos de forma intrigante.**

M10×40 wall tiles discreet and elegant, which combine textures and finishes in intriguing ways.

# COSMOPOLITAN





COSMOPOLITAN | MONUMENTAL MIST MONUMENTAL MIST | Mix | M 10x40 cm 4x16" | 12231/400  
 COSMOPOLITAN | CINZA GREY | Mix | M 10x40 cm 4x16" | 12231/400  
 COSMOPOLITAN | VERDE SAFARI SAFARI GREEN | M 10x40 cm 4x16" | 12228

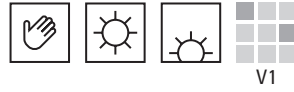
# COSMOPOLITAN



COSMOPOLITAN | VERDE SAFARI SAFARI GREEN | Mix | M 10x40 cm 4x16" | 12328/400  
 ARQUITECTOS | VERDE SAFARI SAFARI GREEN | M 20x40 cm 8x16" | 2328  
 HERITAGE | BRAGA | PRETO - BRANCO BLACK - WHITE | M 20x20 cm 8x8" | B10 9276

COLOUR

MIX & MATCH



M 10x40 cm 4"x16"

± 8 mm 0.32 in




BRANCO WHITE	12200	12300
CINZA AÇO STEEL GREY	12203	12303
PRETO BLACK	12209	12309
VERDE SAFARI SAFARI GREEN	12228	12328
CINZA GREY	12231	12331
AZUL BLUE	12233	12333
MONUMENTAL MIST	12234	12334

MIX

BRANCO WHITE	12200/400	12300/400
CINZA AÇO STEEL GREY	12203/400	12303/400
PRETO BLACK	12209/400	12309/400
VERDE SAFARI SAFARI GREEN	12228/400	12328/400
CINZA GREY	12231/400	12331/400
AZUL BLUE	12233/400	12333/400
MONUMENTAL MIST	12234/400	12334/400

PRETO  
BLACK



CINZA  
GREY



CINZA  
AÇO  
STEEL  
GREY




MONOMETAL  
MIST  
MONUMENTAL  
MIST



BRANCO  
WHITE



VERDE  
SAFARI  
SAFARI  
GREEN



AZUL  
BLUE







ATÉ 5 FUNDOS ESTRUTURADOS  
UP TO 5 FIELD TILE STRUCTURES

COMBINAÇÃO DE 5  
ESTRUTURAS DECORATIVAS  
COMBINATION OF 5  
DECORATIVE STRUCTURES



COSMOPOLITAN



EMBALAGENS E PESOS \ PACKING AND WEIGHTS EMB001 Rev 91/1122

Formato Size	Caixa Box			Paleta Pallet				
	Pcs. Stk.	m <sup>2</sup> / m	kg	Caixa / Paleta Box / Pallet	m <sup>2</sup>	Net. kg	Brut. kg	cm
M10x40x0,8cm	30	1,2000 m <sup>2</sup>	15,80	52	62,4000	822	847	120x80x95

BRILHANTE  
GLOSSY

MATE  
MATT

Nota: Podem existir diferenças de tonalidade entre acabamento brilhante e mate.  
Note: Shade variation may exist between glossy and matt finish.





# CRACKLÉ

**10** CORES  
COLOURS

**2** FORMATOS REVESTIMENTO  
WALL TILES SIZES

**Efeito iridescente  
e teia de fissuras que conferem  
carácter aos diferentes espaços.**

Iridescent effect and cracks,  
bring character to all rooms.



CRACKLÉ | CINZA CLARO LIGHT GREY | M 10x30 cm 4"x12" | 9402  
 CRACKLÉ | CINZA CLARO LIGHT GREY | Rodapé Côncavo Cove Skirting | M 10x20 cm RC 4"x8" RC | 9402




CRACKLÉ

CRACKLÉ | BRANCO WHITE | M 10x30 cm 4"x12" | 9400  
 CRACKLÉ | BRANCO WHITE | Cantoneira Convexa External Profile Edge | 20x3 cm CX 8"x1.18" CX | 9400



CRACKLÉ | AMARELO LIMÃO LEMON YELLOW | M 7,5x15 cm 3" x 6" | 9409

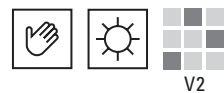


# CRACKLÉ

CRACKLÉ | VERDE ESMERALDA EMERALD GREEN | M 10x30 cm 4"x12" | 9407

COLOUR

MIX &amp; MATCH



**M10×30 cm** 4"×12"  
8 mm 0.32 in

**RODAPÉ**  
BULLNOSE



**M10×30 cm B1G** 4"×12" B1G  
8 mm 0.32 in

Ref.: 94\*\*/050

**RODAPÉ**  
BULLNOSE



**M10×30 cm B1P** 4"×12" B1P  
8 mm 0.32 in

Ref.: 94\*\*/025

**RODAPÉ CÔNCAVO**  
COVE SKIRTING



**M10×20 cm RC** 4"×8" RC  
6 mm 0,24 in

Ref.: 94\*\*

**CANTONEIRA CONVEXA**  
EXTERNAL PROFILE EDGE



**20×3 cm CX** 8"×1.18" CX  
6 mm 0,24 in

Ref.: 94\*\*



**M7,5×15 cm** 3"×6"  
8 mm 0.32 in

**RODAPÉ**  
BULLNOSE



**M7,5×15 cm B1G** 3"×6" B1G  
8 mm 0.32 in

Ref.: 94\*\*/050

**RODAPÉ**  
BULLNOSE



**M7,5×15 cm B1P** 3"×6" B1P  
8 mm 0.32 in

Ref.: 94\*\*/025

**ÂNGULO INTERNO**  
INTERNAL ANGLE



**10×3 cm AI** 4"×1.18" AI  
6 mm 0,24 in

Ref.: 94\*\*

**CANTONEIRA CÔNCAVA**  
INTERNAL PROFILE EDGE



**20×3 cm CV** 8"×1.18" CV  
6 mm 0,24 in

Ref.: 94\*\*

**ROSA**  
PINK



9404

**BRANCO**  
WHITE



9400

**CINZA CLARO**  
LIGHT GREY




9402

**CINZA ESCURO**  
DARK GREY




9403

**BEGE**  
BEIGE



9401

**AMARELO LIMÃO**  
LEMON YELLOW



9409

**AZUL ELÉTRICO**  
ELECTRIC BLUE



9405

**AZUL**  
BLUE



9406

**VERDE MAR**  
SEA GREEN



9408

**VERDE ESMERALDA**  
EMERALD GREEN



9407



**A aplicação do Porcelanato Vidrado CRACKLÉ requer especial cuidado para evitar a absorção de agentes manchantes. Aconselhamos a utilização de um produto selante de proteção da superfície antes e depois do rejuntamento.**

Installation of our CRACKLÉ Ceramic Tile requires special procedures in order to avoid the absorption of staining agents over time. We advise the use of sealer product twice – once before grouting and once after.

CRACKLÉ



CRACKLÉ | BRANCO WHITE | M7,5×15 cm 3"×6" | 9400  
CRACKLÉ | VERDE MAR SEA GREEN | Cantoneira Convexa External Profile Edge | 20×3 cm CX  
CRACKLÉ | VERDE MAR SEA GREEN | M7,5×15 cm 3"×6" | 9408

## EMBALAGENS E PESOS \ PACKING AND WEIGHTS

EMB001 Rev 91/1122

	Formato Size	Caixa Box			Paleta Pallet				
		Pcs. Stk.	m <sup>2</sup> / m	kg	Caixa / Paleta Box / Pallet	m <sup>2</sup>	Net. kg	Brut. kg	cm
	M10×30×0,8 cm	42	1,2600 m <sup>2</sup>	20,93	48	60,4800	1.005	1.030	120×80×73
	M7,5×15×0,8 cm	44	0,4950 m <sup>2</sup>	7,90	120	59,4000	948	973	120×80×77
<b>Rodapé Bullnose</b>	M10×30×0,8 cm B1G	42	12,60 m	23,10					
<b>Rodapé Bullnose</b>	M10×30×0,8 cm B1P	42	12,60 m	23,10					
<b>Rodapé Côncavo Cove Skirting</b>	M10×20×0,6 cm RC	10	2,00 m	3,30					
<b>Rodapé Bullnose</b>	M7,5×15×0,8 cm B1G	44	6,60 m	7,90					
<b>Rodapé Bullnose</b>	M7,5×15×0,8 cm B1P	44	6,60 m	7,90					
<b>Cantoneira Convexa External Profile Edge</b>	20×3×0,6 cm CX	25	-	2,25					
<b>Cantoneira Côncava Internal Profile Edge</b>	20×3×0,6 cm CV	25	-	2,25					
<b>Ângulo Interno Internal Angle</b>	10×3×0,6 cm AI	4	-	0,20					

PEÇAS ESPECIAIS DISPONÍVEIS NAS 10 CORES.  
SPECIAL TRIMS AVAILABLE IN ALL 10 COLOURS.



# METRO

**10** CORES  
COLOURS

**2** FORMATOS REVESTIMENTO  
WALL TILES SIZE

**Adicione um pouco de  
sofisticação ao intemporal  
"subway tile" nos formatos  
M 7,5×15 e M 10×30.**

Add a little something extra  
to the timeless subway tiles  
in both formats  
M 7,5×15 and M 10×30.



METRO



METRO | BEGE/BEIGE | M 7,5x15cm 3"x6" | 9311  
 METRO | TIFFANY TIFFANY | Cantoneira Convexa External Profile Edge | 20x3 cm CX 8x118CX | 9319  
 METRO | TIFFANY TIFFANY | M 10x30cm 4"x12" | 9319  
 IMAGINE SOUL | AMÊNDOA ALMÔNDO | 24,5x39cm RTF 10"x39" RTF | 9107

# METRO



METRO | AZUL BLUE | M 7,5x15cm 3"x6" | 9317  
 METRO | CINZA CLARO LIGHT GREY | M 7,5x15cm 3"x6" | 9312

COLOUR

MIX &amp; MATCH



V2

**M10×30 cm** 4"×12"

8 mm 0.32 in

**RODAPÉ**  
BULLNOSE**M10×30 cm B1G** 4"×12" B1G

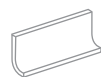
8 mm 0.32 in

Ref.: 93\*\*/050

**RODAPÉ**  
BULLNOSE**M10×30 cm B1P** 4"×12" B1P

8 mm 0.32 in

Ref.: 93\*\*/025

**RODAPÉ CÔNCAVO**  
COVE SKIRTING**M10×20 cm RC** 4"×8" RC

6 mm 0,24 in

Ref.: 93\*\*

**CANTONEIRA CONVEXA**  
EXTERNAL PROFILE EDGE**20×3 cm CX** 8"×1.18" CX

6 mm 0,24 in

Ref.: 93\*\*

**M7,5×15 cm** 3"×6"

8 mm 0.32 in

**RODAPÉ**  
BULLNOSE**M7,5×15 cm B1G** 3"×6" B1G

8 mm 0.32 in

Ref.: 93\*\*/050

**RODAPÉ**  
BULLNOSE**M7,5×15 cm B1P** 3"×6" B1P

8 mm 0.32 in

Ref.: 93\*\*/025

**ÂNGULO INTERNO**  
INTERNAL ANGLE**10×3 cm AI** 4"×1.18" AI

6 mm 0,24 in

Ref.: 93\*\*

**CANTONEIRA CÔNCAVA**  
INTERNAL PROFILE EDGE**20×3 cm CV** 8"×1.18" CV

6 mm 0,24 in

Ref.: 93\*\*

**TIFFANY**  
TIFFANY

9319

**AZUL**  
BLUE


9317

**AZUL MARINHO**  
NAVY BLUE


9316

**ROSA**  
PINK

9314

**BEGE**  
BEIGE

9311

**BRANCO**  
WHITE

9310

**MONUMENTAL MIST**  
MONUMENTAL MIST

9315

**CINZA CLARO**  
LIGHT GREY

9312

**CINZA**  
GREY

9313

**PRETO**  
BLACK

9318

PEÇAS ESPECIAIS DISPONÍVEIS NAS 10 CORES.  
SPECIAL TRIMS AVAILABLE IN ALL 10 COLOURS.

METRO



METRO | CINZA CLARO LIGHT GREY | M7,5×15 cm 3"×6" | 9312  
 METRO | MONUMENTAL MIST MONUMENTAL MIST | M7,5×15 cm 3"×6" | 9315  
 METRO | ROSA PINK | M7,5×15 cm 3"×6" | 9314

## EMBALAGENS E PESOS \ PACKING AND WEIGHTS

EMB001 Rev 91/1122

	Formato Size	Caixa Box			Paleta Pallet				
		Pcs. Stk.	m <sup>2</sup> / m	kg	Caixa / Paleta Box / Pallet	m <sup>2</sup>	Net. kg	Brut. kg	cm
	M10×30×0,8 cm	42	1,2600 m <sup>2</sup>	20,93	48	60,4800	1.005	1.030	120×80×73
	M7,5×15×0,8 cm	44	0,4950 m <sup>2</sup>	7,90	120	59,4000	948	973	120×80×77
<b>Rodapé Bullnose</b>	M10×30×0,8 cm B1G	42	12,60 m	23,10					
<b>Rodapé Bullnose</b>	M10×30×0,8 cm B1P	42	12,60 m	23,10					
<b>Rodapé Côncavo</b> Cove Skirting	M10×20×0,6 cm RC	10	2,00 m	3,30					
<b>Rodapé Bullnose</b>	M7,5×15×0,8 cm B1G	44	6,60 m	7,90					
<b>Rodapé Bullnose</b>	M7,5×15×0,8 cm B1P	44	6,60 m	7,90					
<b>Cantoneira Convexa</b> External Profile Edge	20×3×0,6 cm CX	25	-	2,25					
<b>Cantoneira Côncava</b> Internal Profile Edge	20×3×0,6 cm CV	25	-	2,25					
<b>Ângulo Interno</b> Internal Angle	10×3×0,6 cm AI	4	-	0,20					





## NEW YORK

7 CORES  
COLOURS

2 ACABAMENTOS  
FINISHINGS

1 FORMATO  
REVESTIMENTO  
WALL TILE  
SIZE

COMBINAÇÃO DE  
COMBINATION OF  
6 ESTRUTURAS  
DECORATIVAS  
DECORATIVE  
STRUCTURES

**Seis estruturas decorativas,  
sete cores conjugadas  
com fundo liso em mate e brilhante  
para espaços únicos  
e cosmopolitas.**

Six decorative structures,  
seven colours available  
in both glossy or matt wall tile  
for unique and cosmopolitan settings.

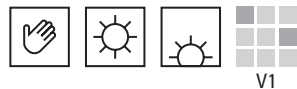
NEW YORK | BRANCO WHITE | Mix | M 10 x 30 cm 4 x 12" | 10400/300  
NEW YORK | PRETO BLACK | Mix | M 10 x 30 cm 4 x 12" | 10409/300  
NEW YORK | TAUPE TAUPE | Mix | M 10 x 30 cm 4 x 12" | 10429/300  
NEW YORK | FOG FOG | Mix | M 10 x 30 cm 4 x 12" | 10434/300

## NEW YORK



COLOUR

MIX & MATCH



M 10x30 cm 4"x12"

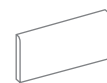
8 mm 0.32 in



BRANCO WHITE	10400	10500
ANTRACITE ANTHRACITE	10407	10507
PRETO BLACK	10409	10509
TAUPE TAUPE	10429	10529
CINZA GREY	10431	10531
AZUL BLUE	10433	10533
FOG FOG	10434	10534

MIX

BRANCO WHITE	10400/300	10500/300
ANTRACITE ANTHRACITE	10407/300	10507/300
PRETO BLACK	10409/300	10509/300
TAUPE TAUPE	10429/300	10529/300
CINZA GREY	10431/300	10531/300
AZUL BLUE	10433/300	10533/300
FOG FOG	10434/300	10534/300



M 10x30 cm 4"x12"

8 mm 0.32 in



RODAPÉ BULLNOSE


Disponível nas 7 cores. Available in 7 colours. 104\*\*/050 105\*\*/050

MIX



COMBINAÇÃO DE 6 ESTRUTURAS DECORATIVAS COMBINATION OF 6 DECORATIVE STRUCTURES

NEW YORK



Formato Size		Caixa Box			Paleta Pallet				
		Pcs. Stk.	m <sup>2</sup> / m	kg	Caixa / Paleta Box / Pallet	m <sup>2</sup>	Net. kg	Brut. kg	cm
M 10x30x0,8 cm		30	0,9000 m <sup>2</sup>	11,52	88	79,2000	1.014	1.039	120x80x93
Rodapé Bullnose	M 10x30x0,8 cm	30	90 m	11,52					

BRILHANTE GLOSSY

MATE MATT

Nota: Podem existir diferenças de tonalidade entre acabamento brilhante e mate. Note: Shade variation may exist between glossy and matt finish.



# SOHO

**10** CORES  
COLOURS

**2** ACABAMENTOS  
FINISHINGS

**1** FORMATO  
REVESTIMENTO  
WALL TILE  
SIZE

ATÉ  
UP TO  
**6** FUNDOS  
ESTRUTURADOS  
FIELD TILE  
STRUCTURES

COMBINAÇÃO DE  
COMBINATION OF  
**6** ESTRUTURAS  
DECORATIVAS  
DECORATIVE  
STRUCTURES

**Dez cores, seis texturas  
e dois acabamentos  
para superfícies únicas  
e originais.**

Ten colours, six textures  
and two finishes for unique  
and original surfaces.



SOHO | VERDE INGLÊS RACING GREEN | M 10x30 cm 4"x12" | 10206  
 FACTORY | BETÃO CONCRETE | M 50x50 cm 20"x20" | 8822

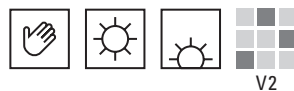
## SOHO



SOHO | PRETO BLACK | MIX | M 10x30 cm 4"x12" | 10307/100

COLOUR

MIX & MATCH



M 10x30 cm 4"x12"

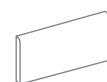
8 mm 0.32 in



BRANCO WHITE	10200	10300
BEGE BEIGE	10201	10301
CINZA CLARO LIGHT GREY	10202	10302
AZUL CLARO LIGHT BLUE	10203	10303
AZUL COBALTO COBALT BLUE	10204	10304
VERDE GREEN	10205	10305
VERDE INGLÊS RACING GREEN	10206	10306
PRETO BLACK	10207	10307
FUMO DE LONDRES LONDON FOG	10208	10308
CHOCOLATE CHOCOLATE	10210	10310

MIX

BRANCO WHITE	10200/100	10300/100
BEGE BEIGE	10201/100	10301/100
CINZA CLARO LIGHT GREY	10202/100	10302/100
AZUL CLARO LIGHT BLUE	10203/100	10303/100
AZUL COBALTO COBALT BLUE	10204/100	10304/100
VERDE GREEN	10205/100	10305/100
VERDE INGLÊS RACING GREEN	10206/100	10306/100
PRETO BLACK	10207/100	10307/100
FUMO DE LONDRES LONDON FOG	10208/100	10308/100
CHOCOLATE CHOCOLATE	10210/100	10310/100



M 10x30 cm 4"x12"

8 mm 0.32 in



RODAPÉ BULLNOSE

Disponível nas 10 cores. Available in 10 colours.	102**/050	103**/050
--	-----------	-----------

Formato Size	Caixa Box			Paleta Pallet				
	Pcs. Stk.	m <sup>2</sup> / m	kg	Caixa / Paleta Box / Pallet	m <sup>2</sup>	Net. kg	Brut. kg	cm
M 10x30x0,8 cm	30	0,9000 m <sup>2</sup>	11,52	88	79,2000	1.014	1.039	120x80x93
Rodapé Bullnose M 10x30x0,8 cm	30	90 m	11,52					

BRILHANTE GLOSSY

MATE MATT

BRANCO WHITE



CINZA CLARO LIGHT GREY



PRETO BLACK



AZUL COBALTO COBALT BLUE



AZUL CLARO LIGHT BLUE




BEGE BEIGE




FUMO DE LONDRES LONDON FOG




CHOCOLATE CHOCOLATE



VERDE GREEN




VERDE INGLÊS RACING GREEN




ATÉ 6 FUNDOS ESTRUTURADOS UP TO 6 FIELD TILE STRUCTURES

COMBINAÇÃO DE 6 ESTRUTURAS DECORATIVAS COMBINATION OF 6 DECORATIVE STRUCTURES



SOHO



Nota: Podem existir diferenças de tonalidade entre acabamento brilhante e mate.  
Note: Shade variation may exist between glossy and matt finish.



# TIFFANY

**11** CORES  
COLOURS

**2** ACABAMENTOS  
FINISHINGS

**2** FORMATOS  
REVESTIMENTO  
WALL TILE  
SIZES

**1** ESTRUTURA  
DECORATIVA  
DECORATIVE  
STRUCTURE

**Revestimento disponível em dois formatos e dois designs, lisos e biselados, adaptados à personalidade de cada um!**

A wall tile that comes in two different formats, with two designs - plain and bevelled - adapted to the personality of each one!



TIFFANY | TIFFANY TIFFANY | Diamond | 7,5x15 cm 3"x6" | 2629/350 - 2729/350



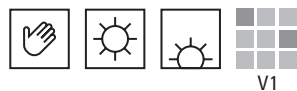
TIFFANY

TIFFANY | BRANCO WHITE | Diamond | 7,5x15 cm 3"x6" | 2600/350

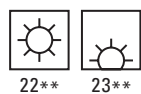


COLOUR

MIX & MATCH

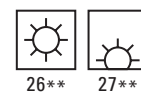


V1



22\*\*


23\*\*



26\*\*

27\*\*

DIAMOND



M 10x30 cm 4"x12"


7,5 mm 0.30 in



M 10x30 cm 4"x12"

7,5 mm 0.30 in

DIAMOND



7,5x15 cm 3"x6"

5,8 mm 0.23 in



7,5x15 cm 3"x6"

5,8 mm 0.23 in

RODAPÉ  
BULLNOSE



26\*\*

27\*\*



7,5x15 cm B1G 3"x6" B1G

5,8 mm 0.23 in

Ref.: \*\*\*/050



7,5x15 cm B1P 3"x6" B1P

5,8 mm 0.23 in

Ref.: \*\*\*/025

PEÇAS ESPECIAIS DISPONÍVEIS  
NAS 11 CORES.  
SPECIAL TRIMS AVAILABLE  
IN ALL 11 COLOURS.

VERDE SAFARI  
SAFARI GREEN



\*\*28/350



\*\*28

série serie arquitectos

TAUPE  
TAUPE



\*\*55/350



\*\*55

série serie arquitectos

BEGE GEMA  
GEMSTONE BEIGE



\*\*67/350




\*\*67

série serie arquitectos

JASMIM  
JASMINE



\*\*40/350



\*\*40

série serie arquitectos

TIFFANY  
TIFFANY



\*\*29/350



\*\*29

AZUL  
BLUE



\*\*31/350




\*\*31

BRANCO  
WHITE



\*\*00/350



\*\*00

série serie arquitectos

CINZA PRATA  
SILVER GREY



\*\*02/350



\*\*02

série serie arquitectos

CINZA CHUMBO  
LEAD GREY



\*\*04/350



\*\*04

série serie arquitectos

CINZA ANTRACITE  
ANTHRACITE GREY



\*\*07/350



\*\*07

série serie arquitectos

PRETO  
BLACK



\*\*09/350



\*\*09

série serie arquitectos



\*\*28/350



\*\*28



\*\*55/350



\*\*55



\*\*67/350



\*\*67



\*\*40/350



\*\*40



\*\*29/350



\*\*29



\*\*31/350



\*\*31



\*\*00/350



\*\*00



\*\*02/350



\*\*02



\*\*04/350



\*\*04



\*\*07/350



\*\*07



\*\*09/350



\*\*09



TIFFANY

TIFFANY | JASMIM JASMINE | Diamond | M 10x30 cm 4"x12" | 2340/350  
 TIFFANY | BEGE GEMA GEMSTONE BEIGE | Diamond | M 10x30 cm 4"x12" | 2367/350  
 TIFFANY | TAUPE TAUPE | Diamond | M 10x30 cm 4"x12" | 2355/350

EMBALAGENS E PESOS \ PACKING AND WEIGHTS		EMB001 Rev 91/1122							
Formato Size	Caixa Box			Paleta Pallet					
	Pcs. Stk.	m <sup>2</sup> / m	kg	Caixa / Paleta Box / Pallet	m <sup>2</sup>	Net. kg	Brut. kg	cm	
Diamond	M 10x30x0,75 cm	26	0,7800 m <sup>2</sup>	11,25	88	68,6400	990	1.015	120x80x93
	7,5x15x0,58 cm	44	0,4950 m <sup>2</sup>	6,30	130	64,3500	819	844	120x80x92
Rodapé Bullnose	M 10x30x0,75 cm	30	0,9000 m <sup>2</sup>	11,52	88	79,2000	1.014	1.039	120x80x93
	7,5x15x0,58 cm	54	0,6075 m <sup>2</sup>	6,60	130	78,9750	858	883	120x80x92
Rodapé Bullnose	7,5x15x0,58 cm B1G	54	8,10 m	6,60					
	7,5x15x0,58 cm B1P	54	8,10 m	6,60					

BRILHANTE  
GLOSSY

MATE  
MATT

Nota: Podem existir diferenças de tonalidade entre acabamento brilhante e mate.  
 Note: Shade variation may exist between glossy and matt finish.

CINCA



# INFINITY

**5** CORES  
COLOURS

**1** FORMATO  
REVESTIMENTO  
WALL TILE  
SIZE

**Ideal para criar ambientes onde o jogo de sombra e luz é protagonista, providenciando áreas vibrantes e cheias de personalidade, sejam elas residenciais ou comerciais.**

Colour variations and patterning create interplays of light which add vivacity and personality to all settings, residential or commercial.



INFINITY | CINZA GREY | 7,5x25 cm 3"x10" | 9182

# INFINITY



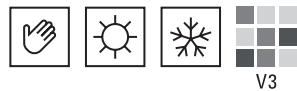
INFINITY | VERDE GREEN | 7,5x25 cm 3"x10" | 9185

## INFINITY



COLOUR




MIX &amp; MATCH



7,5x25 cm 3"x10"

7 mm 0.28 in

BRANCO WHITE	9180
CINZA GREY	9182
AZUL BLUE	9183
VERDE GREEN	9185
PRETO BLACK	9188



INFINITY



## EMBALAGENS E PESOS \ PACKING AND WEIGHTS

EMB001 Rev 91/1122

Formato Size	Caixa Box			Paleta Pallet				
	Pcs. Stk.	m <sup>2</sup> / m	kg	Caixa / Paleta Box / Pallet	m <sup>2</sup>	Net. kg	Brut. kg	cm
7,5x25x0,7 cm	60	1,1250 m <sup>2</sup>	16,30	72	81,0000	1.174	1.199	120x80x90



# LUX

**6** CORES  
COLOURS

**1** FORMATO  
REVESTIMENTO  
WALL TILE  
SIZE

**Contraste de cores e jogos de sombra: de configurações suaves a cores brilhantes e dinâmicas!**

Colour contrasts, shading games:  
from soft settings to bright,  
dynamic colours!



LUX | CINZA GREY | 7,5x25cm 3"x10" | 9302  
 TUSCANIA | FERRUGEM RUST | 60x60cm - 30x60cm 24"x24" - 12"x24" | 9254  
 TUSCANIA | FERRUGEM RUST | Traditional | 60x60cm 24"x24" | 9254/801



LUX | PRATA SILVER | 7,5x25cm 3"x10" | 9303  
 ESSENCE | CINZA GREY | 60x120cm RTF 24"x47" RTF | 40002

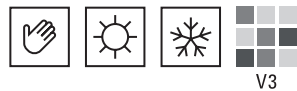
LUX





COLOUR

MIX &amp; MATCH



7,5×25 cm 3"×10"

7 mm 0.28 in


<b>BRANCO</b> WHITE	9300
<b>CINZA</b> GREY	9302
<b>PRATA</b> SILVER	9303
<b>AZUL CÉU</b> SKY BLUE	9304
<b>MULTICOR</b> MULTICOLOUR	9305
<b>VERDE</b> GREEN	9306



BRANCO WHITE 9300



CINZA GREY 9302




PRATA SILVER 9303



AZUL CÉU SKY BLUE 9304



MULTICOR MULTICOLOUR 9305



VERDE GREEN 9306

LUX



LUX | MULTICOR MULTICOLOUR | 7,5×25 cm 3"×10" | 9305

## EMBALAGENS E PESOS \ PACKING AND WEIGHTS

EMB001 Rev 91/1122

Formato Size	Caixa Box			Paleta Pallet				
	Pcs. Stk.	m <sup>2</sup> / m	kg	Caixa / Paleta Box / Pallet	m <sup>2</sup>	Net. kg	Brut. kg	cm
7,5×25×0,7 cm	60	1,1250 m <sup>2</sup>	16,30	72	81,0000	1,174	1,199	120×80×90



# MANHATTAN

**6** CORES  
COLOURS

**2** ACABAMENTOS  
FINISHINGS

**1** FORMATO  
REVESTIMENTO  
WALL TILE  
SIZE

**Subtis tons pastel, para recriar looks clássicos e tradicionais em ambientes modernos.**

Subtle pastel shades that will help you to recreate that traditional classical look in a totally modern setting.



MANHATTAN | BRANCO WHITE | 7,5x25cm 3"x10" | 8800  
 MERCURY | TORTURA TORTORA | 49x99cm RTF | 19"x39" RTFP | 9145

MANHATTAN



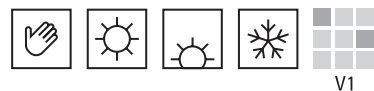
MANHATTAN | PRETO BLACK | 7,5x25cm 3"x10" | 8815  
 CALACATTA ORO | 58x118cm RTF P | 23"x46" RTFP | 8875

# MANHATTAN



COLOUR

MIX &amp; MATCH



V1

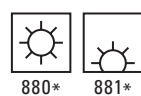


7,5x25 cm 3"x10"

7 mm 0.28 in



<b>BRANCO</b> WHITE	8800	8810
<b>MIST</b> MIST	8801	8811
<b>CARAMELO</b> CARAMEL	8802	8812
<b>BREEZE</b> BREEZE	8803	8813
<b>PRATA</b> SILVER	8804	8814
<b>PRETO</b> BLACK	8805	8815



880\* 881\*

**BRANCO**  
WHITE  
\*\*\*0



**MIST**  
MIST  
\*\*\*1



**CARAMELO**  
CARAMEL  
\*\*\*2



**BREEZE**  
BREEZE  
\*\*\*3



**PRATA**  
SILVER  
\*\*\*4



**PRETO**  
BLACK  
\*\*\*5



## EMBALAGENS E PESOS \ PACKING AND WEIGHTS

EMB001 Rev 91/1122

Formato Size	Caixa Box			Paleta Pallet				
	Pcs. Stk.	m <sup>2</sup> / m	kg	Caixa / Paleta Box / Pallet	m <sup>2</sup>	Net. kg	Brut. kg	cm
7,5x25x0,7 cm	60	1,1250 m <sup>2</sup>	16,30	72	81,0000	1,174	1,199	120x80x90

BRILHANTE  
GLOSSY

MATE  
MATT

Nota: Podem existir diferenças de tonalidade entre acabamento brilhante e mate.  
Note: Shade variation may exist between glossy and matt finish.

MANHATTAN



MANHATTAN | MIST MIST | 8801 | BREEZE BREEZE | 8803 | PRATA SILVER | 8804 | 7,5x25 cm 3"x10"  
INDUSTRIAL STONE | GRÈGE GRÈGE | 30x60 cm 12"x24" | 9241  
INDUSTRIAL STONE | GRÈGE GRÈGE | 60x60 cm 24"x24" | 9241



## SPLASH ELEMENT

**10** CORES  
COLOURS

**1** FORMATO  
REVESTIMENTO  
WALL TILE  
SIZE

**O charme vintage da cerâmica retratado em jogos de cores e combinações sofisticadas.**

Express all the vintage charm of ceramics in colour games and sophisticated combinations.

## SPLASH - ELEMENT





SPLASH | ELEMENT | TERRACOTTA COTTO | 15x15 cm 6"x6" | 9324

# SPLASH - ELEMENT



SPLASH | ELEMENT | CINZA FUMO GREY SMOKE | 15x15 cm 6"x6" | 9322


IMAGINE SOUL | SÉSAMO SESAME | 16x99 cm RTF 6"x39" RTF | 9104

IMAGINE SOUL | SÉSAMO SESAME | Mosaico Mosaic - 36 | 33x33 cm 13"x13" | 9104/640



COLOUR



MIX & MATCH



15x15 cm 6"x6"

7 mm 0.28 in

<b>BRANCO</b> WHITE	9320	<b>MEL</b> HONEY	9325
<b>FULIGEM</b> SOOT	9321	<b>VERDE FOLHA</b> LEAF GREEN	9326
<b>CINZA FUMO</b> GREY SMOKE	9322	<b>VERDE MAÇÃ</b> APPLE GREEN	9327
<b>AMEIXA</b> PLUM	9323	<b>VERDE MAR</b> SEA GREEN	9328
<b>TERRACOTA</b> COTTO	9324	<b>AZUL CARIBE</b> CARIBE BLUE	9329



EMBALAGENS E PESOS \ PACKING AND WEIGHTS


EMB001 Rev 91/1122

Formato Size	Caixa Box			Paleta Pallet				
	Pcs. Stk.	m <sup>2</sup> / m	kg	Caixa / Paleta Box / Pallet	m <sup>2</sup>	Net. kg	Brut. kg	cm
15x15x0,7cm	36	0,8100 m <sup>2</sup>	11,95	80	64,8000	956	981	120x80x75

SPLASH - ELEMENT



SPLASH | ELEMENT | VERDE MAR SEA GREEN | 15x15 cm 6"x6" | 9328  
 TIMBER | GENGIBRE GINGER | 20x120 cm 8"x47" | 9412



# SPLASH POOL

**6** CORES  
COLOURS

**1** FORMATO  
REVESTIMENTO  
WALL TILE  
SIZE

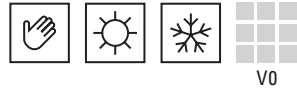
**Reinterpretação contemporânea  
do clássico azulejo de piscina  
apresentado em seis cores  
oceânicas.**

Contemporary reinterpretation  
of the classic swimming-pool tile  
presented in six oceanic  
colours choices.


SPLASH | POOL | AZUL COBALTO COBALT BLUE | 15x15 cm 6"x6" | 9333  
 TIMBER DECK | PIMENTA PRETA BLACK PEPPER | 20x120 cm AD 8"x47" AD | 9437  
 TIMBER DECK | PIMENTA PRETA BLACK PEPPER | PEÇA DE GRAU LINEAR STEP TREAD | 20x120 cm PDL AD 8"x47" PDL AD | 9437

COLOUR

MIX & MATCH

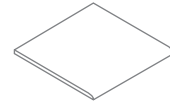


PEÇAS ESPECIAIS  
SPECIAL TRIMS

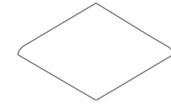


15x15 cm 6"x6"  
7 mm 0.28 in

BRANCO WHITE	9330
PRETO BLACK	9331
AZUL CLARO LIGHT BLUE	9332
AZUL COBALTO COBALT BLUE	9333
AZUL MARINHO NAVY BLUE	9334
TIFFANY TIFFANY	9335






15x15 cm B1L 6"x6" B1L  
7 mm 0.28 in



15x15 cm B2L 6"x6" B2L  
7 mm 0.28 in

9330	9330
9331	9331
9332	9332
9333	9333
9334	9334
9335	9335



EMBALAGENS E PESOS \ PACKING AND WEIGHTS

EMB001 Rev 91/1122

Formato Size	Caixa Box			Paleta Pallet				
	Pcs. Stk.	m <sup>2</sup> / m	kg	Caixa / Paleta Box / Pallet	m <sup>2</sup>	Net. kg	Brut. kg	cm
15x15x0,7 cm	36	0,8100 m <sup>2</sup>	11,95	80	64,8000	956	981	120x80x75
<b>Peças Especiais</b>								
Special Trims								
15x15x0,7 cm B1L	25	0,5625 m <sup>2</sup>	9,531					
15x15x0,7 cm B2L	25	0,5625 m <sup>2</sup>	9,531					

SPLASH - POOL



SPLASH | POOL | AZUL MARINHO NAVY BLUE | 15x15 cm 6"x6" | 9334



**TÉCNICO**  
**TECHNICAL**  
**12**  
**FULL COLLECTION AVAILABLE BIM objects**



Certificação ISO 9001 e ISO 14001 do Sistema de Gestão do Ambiente Implementado na Concepção, Desenvolvimento, Produção e Comercialização de Pavimentos e Revestimentos Cerâmicos  
Environment Management System ISO 14001 Certification Implemented in the Design, Development, Production and Trading of Ceramic Floor and Wall Tiles

**PORTUGAL CERAMICS**




PRODUCT CERTIFIED FOR LOW CHEMICAL EMISSIONS: UL.COM/GG UL 2818



Certificação da Qualidade de Revestimentos Cerâmicos  
Wall Tiles Quality Certification



**CTINCA**




**NovaArquitectura Porcelânico ANTI-SLIP arquitectos MOSAICO PORCELÂNICO**



# 40 CORES COLOURS

## NovaArquitectura



## arquitectos



# 22 CORES COLOURS

## MOSAICO PORCELÂNICO

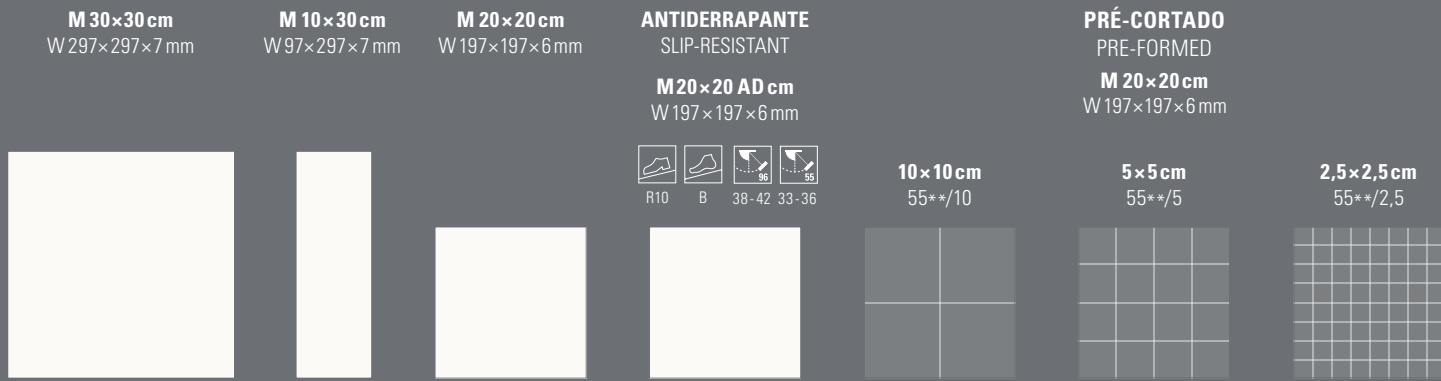


# 3 FORMATOS FORMATS

## PORCELANATO VIDRADO GLAZED PORCELAIN STONEWARE




## NovaArquitectura




### 13 PEÇAS ESPECIAIS 13 SPECIAL TRIMS



### 10 CORES COLOURS




### 20 CORES COLOURS



# TÉCNICO TECHNICAL 1.2

# CINCA

## Acetinado Satin Finish Resistência à Abrasão Superficial Resistance to Surface Abrasion 2 3 4 5



## Brilhante Glossy (22\*\*) Mate Matt (23\*\*) 22\*\* 23\*\*




## Mate Matt Sistemas de Colagem N e RFV Fixing Systems N and RFV

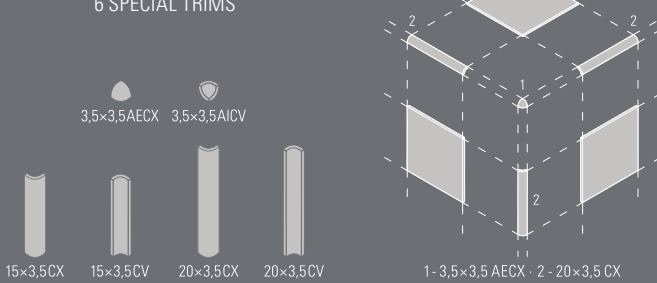


# 4 FORMATOS FORMATS

## AZULEJO DE PASTA BRANCA BICOZEDURA DOUBLE FIRED WHITE BODY WALL TILES



### 6 PEÇAS ESPECIAIS 6 SPECIAL TRIMS



M 20x40 - M 20x20 cm  
2-02 · 2-03 · 2-04



**PRÉ-CORTADO** PRE-FORMED | **M20x20 cm 8"x8"**  
 verde mar sea green | 5523/10  
 jasmim jasmin | 5540/5  
 tangerina tangerine | 5588/10  
 verde vitoriano victorian green | 5595/10  
 ambar amber | 5598/10  
**NovaArquitectura** | **M20x20 cm AD 8"x8" AD**  
 jasmim jasmin | 5540

**PORCELANATO VIDRADO**  
GLAZED PORCELAIN STONEWARE



**M 30x30 cm**  
W 297x297x7 mm  
12"x12"


**M 10x30 cm**  
W 97x297x7 mm  
4"x12"

**M 20x20 cm**  
W 197x197x6 mm  
8"x8"



**ANTIDERRAPANTE**  
SLIP-RESISTANT

**M 20x20 cm AD**  
W 197x197x6 mm  
8"x8"



**3** **FORMATOS**  
FORMATS

<b>branco</b> white	<b>cinza pérola</b> pearl grey	<b>cinza prata</b> silver grey	<b>cinza aço</b> steel grey	<b>cinza chumbo</b> lead grey
5500	5501	5502	5503	5504
<b>azul atlas</b> atlas blue	<b>azul petróleo</b> petrol blue	<b>preto</b> black	<b>cinza antracite</b> anthracite grey	<b>cinza profundo</b> deep grey
5514	5518	5509	5507	5505
<b>azul ártico</b> arctic blue	<b>azul caribe</b> caribbean blue	<b>azul celeste</b> sky blue	<b>azul cristal</b> crystal blue	<b>azul gelo</b> ice blue
5574	5515	5512	5580	5510
<b>verde safari</b> safari green	<b>verde vitoriano</b> victorian green	<b>verde aqua</b> water green	<b>verde mar</b> sea green	<b>azul cinza</b> grey blue
5528	5595	5583	5523	5563


**PRÉ-CORTADO**  
PRE-FORMED

**M 20x20 cm**  
W 197x197x6 mm  
8"x8"


**10x10 cm**  
55\*\*/10



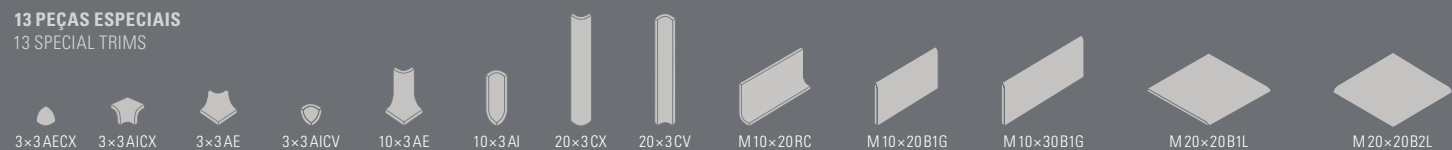
**5x5 cm**  
55\*\*/5



**2,5x2,5 cm**  
55\*\*/2,5



**13 PEÇAS ESPECIAIS**  
13 SPECIAL TRIMS



**TÉCNICO**  
TECHNICAL

**1.2**

NovaArquitectura



NovaArquitectura  
M 10x30 cm 4"x12" | cinza antracite anthracite grey | 5507  
M 30x30 cm 12"x12" | cinza chumbo lead grey | 5504

**PORCELANATO VIDRADO**  
GLAZED PORCELAIN STONEWARE



**M 30x30 cm**  
W 297x297x7 mm  
12"x12"

**M 10x30 cm**  
W 97x297x7 mm  
4"x12"

**M 20x20 cm**  
W 197x197x6 mm  
8"x8"



**ANTIDERRAPANTE**  
SLIP-RESISTANT

**M20x20 cm AD**  
W 197x197x6 mm  
8"x8"



**3** **FORMATOS**  
FORMATS

<b>verde argila</b> argil green	<b>cinza savana</b> savannah grey	<b>moca</b> mocha	<b>taupe</b> taupe	<b>bege gema</b> gemstone beige
5564	5565	5538	5555	5567
<b>mostarda</b> mustard	<b>pérola</b> pearl	<b>jasmim</b> jasmine	<b>pérola natural</b> natural pearl	<b>grège</b> grège
5544	5522	5540	5535	5568
<b>amarelo</b> yellow	<b>tangerina</b> tangerine	<b>âmbar</b> amber	<b>bege calahari</b> kalahari beige	<b>bege bahamas</b> bahamas beige
5587	5588	5598	5542	5532
<b>orquídea</b> orchid	<b>púrpura</b> purple	<b>carmim</b> carmine	<b>terracotta</b> terracotta	<b>burgundy</b> burgundy
5593	5594	5596	5569	5597


**PRÉ-CORTADO**  
PRE-FORMED

**M 20x20 cm**  
W 197x197x6 mm  
8"x8"



**10x10 cm**  
55\*\*/10



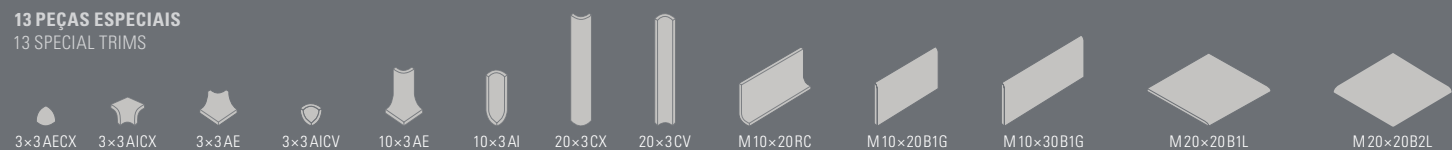
**5x5 cm**  
55\*\*/5



**2,5x2,5 cm**  
55\*\*/2,5



**13 PEÇAS ESPECIAIS**  
13 SPECIAL TRIMS



**TÉCNICO**  
TECHNICAL **1.2**

NovaArquitectura



**PRÉ-CORTADO** PRE-FORMED | **M 20x20 cm** 8"x8"  
amarelo yellow | 5587/10

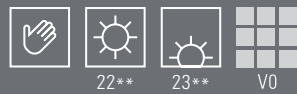




arquitectos  
 M15x15 cm 6"x6" | terracotta terracotta | 2269  
 M10x30 cm 6"x6" | verde safari safari green | 2228

ESSENCE | bege beige | 60 x 120 cm RTF 24" x 47" RTF | 40000

**AZULEJO DE PASTA BRANCA BICOZEDURA**  
DOUBLE FIRED WHITE BODY WALL TILE



**M 20x40 cm**  
W 197x397x7,5mm  
8"x16"

**M 10x30 cm**  
W 97x297x7,5mm  
4"x12"

**M 20x20 cm**  
W 197x197x7,5mm  
8"x8"


**M 15x15 cm**  
W 147x147x5,8mm  
6"x6"



**2 LISTÉIS PIANO**  
2 PIANO LISTELS

**M 3x20 cm**  
W 27x197x7,5 mm  
1 1/8" x 7 7/8"


**M 3x15 cm**  
W 27x147x5,8 mm  
1 1/8" x 5 7/8"



**4 FORMATOS**  
FORMATS

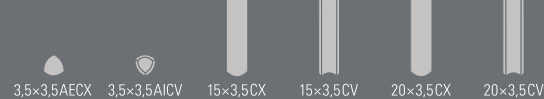
<b>branco</b> white	<b>cinza pérola</b> pearl grey	<b>cinza prata</b> silver grey	<b>cinza aço</b> steel grey	<b>cinza chumbo</b> lead grey
<b>azul atlas</b> atlas blue	<b>azul petróleo</b> petrol blue	<b>preto</b> black	<b>cinza antracite</b> anthracite grey	<b>cinza profundo</b> deep grey
<b>azul ártico</b> arctic blue	<b>azul caribe</b> caribbean blue	<b>azul celeste</b> sky blue	<b>azul cristal</b> crystal blue	<b>azul gelo</b> ice blue
<b>verde safari</b> safari green	<b>verde vitoriano</b> victorian green	<b>verde aqua</b> water green	<b>verde mar</b> sea green	<b>azul cinza</b> grey blue
2200 · 2300	2201 · 2301	2202 · 2302	2203 · 2303	2204 · 2304
2214 · 2314	2218 · 2318	2209 · 2309	2207 · 2307	2205 · 2305
2274 · 2374	2215 · 2315	2212 · 2312	2280 · 2380	2210 · 2310
2228 · 2328	2295 · 2395	2283 · 2383	2223 · 2323	2263 · 2363

**FORMATOS MODULARES**  
MODULAR SIZES



**M 20x40 · M 20x20 cm**  
2x02 cinza prata silver grey  
2x03 cinza aço steel grey  
**M 20x40 cm**  
2x04 cinza chumbo lead grey

**6 PEÇAS ESPECIAIS**  
6 SPECIAL TRIMS



**TÉCNICO**  
TECHNICAL

**1.2**

arquitectos

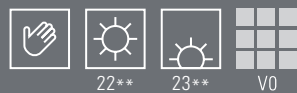


arquitectos  
M 20x20 cm 8"x8" | azul ártico arctic blue | 2274

Porcelânico ANTI-SLIP  
M 30x30 cm 12"x12" | cinza médio medium grey | 4330  
M 10x20 cm 4"x8" | cinza médio medium grey | 4330

## AZULEJO DE PASTA BRANCA BICOZEDURA

DOUBLE FIRED WHITE BODY WALL TILE



22\*\* 23\*\* V0

**M 20×40 cm**  
W 197×397×7,5mm  
8"×16"

**M 10×30 cm**  
W 97×297×7,5mm  
4"×12"

**M 20×20 cm**  
W 197×197×7,5mm  
8"×8"

**M 15×15 cm**  
W 147×147×5,8mm  
6"×6"



### 2 LISTÉIS PIANO

2 PIANO LISTELS

**M 3×20 cm**  
W 27×197×7,5 mm  
1 1/8"×7 7/8"

**M 3×15 cm**  
W 27×147×5,8 mm  
1 1/8"×5 7/8"



22\*\*/320 23\*\*/320 22\*\*/315 23\*\*/315

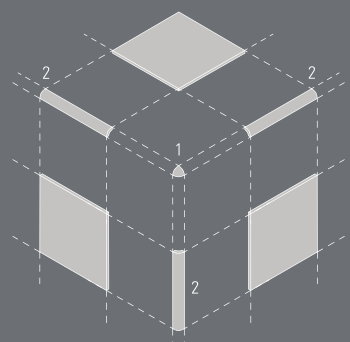
## 4 FORMATOS

FORMATS

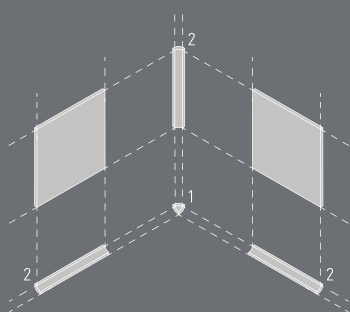
<b>verde argila</b> argil green	<b>cinza savana</b> savannah grey	<b>moca</b> mocha	<b>taupe</b> taupe	<b>bege gema</b> gemstone beige
2264 · 2364	2265 · 2365	2238 · 2338	2255 · 2355	2267 · 2367
<b>mostarda</b> mustard	<b>pérola</b> pearl	<b>jasmim</b> jasmine	<b>pérola natural</b> natural pearl	<b>grège</b> greige
2244 · 2344	2222 · 2322	2240 · 2340	2235 · 2335	2268 · 2368
<b>amarelo</b> yellow	<b>tangerina</b> tangerine	<b>âmbar</b> amber	<b>bege calahari</b> kalahari beige	<b>bege bahamas</b> bahamas beige
2287 · 2387	2288 · 2388	2298 · 2398	2242 · 2342	2232 · 2332
<b>orquídea</b> orchid	<b>púrpura</b> purple	<b>carmim</b> carmine	<b>terracotta</b> terracotta	<b>burgundy</b> burgundy
2293 · 2393	2294 · 2394	2296 · 2396	2269 · 2369	2297 · 2397

### PEÇAS ESPECIAIS

SPECIAL TRIMS



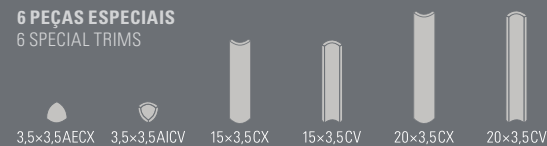
1-3,5×3,5 AECX · 2-20×3,5 CX



1-3,5×3,5 AICV · 2-20×3,5 CV

### 6 PEÇAS ESPECIAIS

6 SPECIAL TRIMS



3,5×3,5 AECX 3,5×3,5 AICV 15×3,5 CX 15×3,5 CV 20×3,5 CX 20×3,5 CV

TÉCNICO  
TECHNICAL

1.2

arquitectos

arquitectos | **M 10×30 cm** 4"×12"  
**pérola** pearl | 2222  
**pérola natural** natural pearl | 2235  
**jasmim** jasmine | 2240  
**taupe** taupe | 2255  
**cinza savana** savannah grey | 2265  
**bege gema** gemstone beige | 2267  
**grège** greige | 2268

arquitectos | **M 20×40 cm** 8"×16"  
**cinza savana** savannah grey | 2265

Porcelânico ANTI-SLIP | **M 20×20 cm** 8"×8"  
**cinza escuro** dark grey | 4331

TÉCNICO  
TECHNICAL

1.2

MOSAICO PORCELÂNICO

MOSAICO PORCELÂNICO | 2,5×2,5 cm 1"×1" (Degradé Gradient)

pérola pearl | 0100  
 amarelo palha straw yellow | 0105  
 verde cinza grey green | 0120  
 castanho brown | 0138  
 branco porcelana porcelain white | 0201  
 verde green | 0215

Porcelânico ANTI-SLIP | M30×30 cm 12"×12"  
 ouro gold | 4303

**MOSAICO PORCELÂNICO NÃO VIDRADO**  
UNGLAZED PORCELAIN MOSAIC



**22** CORES  
COLOURS

2,5×2,5 cm  
W24×24×3,5 mm  
1"×1"

<b>branco porcelana</b> porcelain white	<b>bege santorini</b> santorini beige	<b>cinza astro</b> astro grey	<b>preto</b> black	<b>azul baía</b> bay blue	<b>azul</b> blue
0201	0343	0344	0140	0347	0116
<b>verde esmeralda</b> emerald green	<b>verde jade</b> jade green	<b>verde gema</b> gemstone green	<b>azul cinza</b> grey blue	<b>azul celestite</b> celestite blue	<b>turquesa</b> turquoise
0350	0348	0349	0112	0346	0214
<b>verde</b> green	<b>verde cinza</b> grey green	<b>cinzento</b> grey	<b>castanho</b> brown	<b>castanho coral</b> coral brown	<b>bege gema</b> gemstone beige
0215	0120	0131	0138	0341	0340
	<b>vermelho</b> red	<b>amarelo palha</b> straw yellow	<b>pérola</b> pearl	<b>bege</b> beige	
	0133	0105	0100	0309	

**SISTEMAS DE COLAGEM**  
FIXING SYSTEMS

**N**

Produto disponível colado em papel, placas de 35×35 cm, 8 placas ± 1m<sup>2</sup>.  
Product available glued on paper, sheets of 35×35 cm, 8 sheets ± 1m<sup>2</sup>.

**RFV**

Produto disponível colado em rede de fibra de vidro (RFV = 75% de área exposta), placas de M30×30 cm, 11 placas ± 1m<sup>2</sup>.  
Product available glued on glass fiber mesh (RFV = 75% adhesive coverage), sheets of M30×30 cm, 11 sheets ± 1m<sup>2</sup>.

**MOSAICO PORCELÂNICO**

**TÉCNICO**  
TECHNICAL


**MOSAICO PORCELÂNICO** | 2,5×2,5 cm 1"×1"  
pérola perle | 0100  
branco porcelana porcelain white | 0201  
bege beige | 0309  
cinza astro astro grey | 0344

**ESSENCE** | cinza grey | 60 × 120 cm RTF 24" × 47" RTF | 40002


**MOSAICO PORCELÂNICO NÃO VIDRADO**  
UNGLAZED PORCELAIN MOSAIC




**MILHARES DE COMBINAÇÕES**  
THOUSANDS OF COMBINATIONS




B024  
25% 0201 · 0100 · 0133 · 0138




A065  
35% 0201 || 30% 0100  
24% 0131 || 11% 0140




B195  
33% 0341 · 0340 · 0309




B196  
40% 0348 || 25% 0350  
35% 0201




9267  
33% 0215 · 0100 · 0120




B198  
33% 0349 · 0343 · 0112



B183  
23% 0344 || 58% 0140  
19% 0201



B201  
30% 0214 || 70% 0347



B202  
33% 0347 · 0346 · 0214

MAIS SUGESTÕES EM [WWW.CINCA.PT](http://WWW.CINCA.PT) MORE SUGGESTIONS AT [WWW.CINCA.PT](http://WWW.CINCA.PT)

**SISTEMAS DE COLAGEM**  
FIXING SYSTEMS

**N**

Produto disponível colado em papel, placas de 35×35 cm, 8 placas ± 1m<sup>2</sup>.  
Product available glued on paper, sheets of 35×35 cm, 8 sheets ± 1m<sup>2</sup>.

**RFV**

Produto disponível colado em rede de fibra de vidro (RFV = 75% de área exposta), placas de M30×30 cm, 11 placas ± 1m<sup>2</sup>.  
Product available glued on glass fiber mesh (RFV = 75% adhesive coverage), sheets of M30×30 cm, 11 sheets ± 1m<sup>2</sup>.

**MOSAICO PORCELÂNICO**

**TÉCNICO**  
TECHNICAL



**MOSAICO PORCELÂNICO | 2,5×2,5 cm 1"×1"**  
branco porcelana porcelain white | 0201  
amarelo palha straw yellow | 0109  
preto black | 0140

**PORCELÂNICO PLENA MASSA NÃO VIDRADO**  
UNGLAZED FULL BODY PORCELAIN TILES



**Resistente ao Tráfego Intenso**  
Heavy Traffic Resistant



**TÉCNICO**  
TECHNICAL **1.2**





Porcelânico **ANTI-SLIP**

**2** **FORMATOS**  
FORMATS

**M 30x30 cm**  
W 297x297x7,5 mm  
12"x12"  
R10 A


**M 20x20 cm**  
W 197x197x12 mm  
8"x8"  
R10 A

**M 20x20 cm AD**  
W 197x197x12 mm  
8"x8"  
R11/V4 B



**7** **CORES**  
COLOURS

**cinza claro**  
light grey




4329

**cinza médio**  
medium grey



4330

**cinza escuro**  
dark grey




4331

**pérola**  
pearl



4300

**ouro**  
gold



4303

**castanho claro**  
light brown




4336

**bronze**  
bronze



4338



**6 PEÇAS ESPECIAIS**  
6 SPECIAL TRIMS



30x30 ESC



M7x30 ROD



10x3 AE



10x3 AI













M 10x20 RC



M 10x20 ROD

Porcelânico ANTI-SLIP | M20x20 cm 8"x8"  
castanho claro light brown | 4336

EN 14411:2012 Anexo G Grupo Bia UGL <b>Mosaico Porcelânico Não Vidrado</b> \ Unglazed Porcelain Mosaic Mosaïque Grès Cérame Non Émaillé \ Unglasiertes Feinsteinzeugmosaik		EN 14411:2012 Anexo G Grupo Bia UGL <b>Porcelânico Plena Massa, Não Vidrado</b> \ Unglazed Full Body Porcelain Tiles Grès Cérame en Pleine Masse, Non Émaillé \ Unglasiertes Durchgefärbtes Feinsteinzeug		EN 14411:2012 Anexo G Grupo Bia GL <b>Porcelanato Vidrado</b> \ Glazed Porcelain Stoneware Grès Cérame Émaillé \ Feinsteinzeug Glasiert		EN 14411:2012 Anexo K - Grupo Bilil GL (EN 14411:2016 Anexo L) <b>Azulejos de Pasta Branca Bicozadura</b> \ Double Fired White Body Wall Tiles Faiences en Pâte Blanche Bi-cuisson \ Weiss-Scherbige Zweibrand Steingutfliessen		arquitectos		NovaArquitectura		Porcelânico ANTI-SLIP		MOSAICO PORCELÂNICO	
Característica \ Characteristics Caractéristique \ Eigenschaft		Norma Standard Norme Norm		EN		CINCA		EN		CINCA		EN		CINCA	
	<b>Absorção de água (média)</b> Water absorption (average) Absorption d'eau (moyenne) Wasseraufnahme (Durchschnitt)	EN ISO 10545-3		Eb> 10%		18% ≤ Eb<20%		Eb ≤ 0,5%		Eb ≤ 0,2%		≤ 0,5%		0,10%	
		EN ISO 10545-4		≥ 7,5 mm >12 N/mm <sup>2</sup> < 7,5 mm >15 N/mm <sup>2</sup>		≥ 7,5 mm >13 N/mm <sup>2</sup> < 7,5 mm >16 N/mm <sup>2</sup>		> 35 N/mm <sup>2</sup>		≥ 38 N/mm <sup>2</sup>		35N/mm <sup>2</sup>		50N/mm <sup>2</sup>	
	<b>Módulo de ruptura (N/mm<sup>2</sup>) médio</b> Modulus of rupture (N/mm <sup>2</sup> ) average Module de rupture (N/mm <sup>2</sup> ) moyenne Bruchmodul (N/mm <sup>2</sup> ) Durchschnitt	EN ISO 10545-4		≥ 7,5 mm > 600 N < 7,5 mm > 200 N		≥ 7,5 mm ≥ 660 N < 7,5 mm ≥ 220 N		> 1300 N		≥ 1430 N		1300N		700N 710N	
		EN ISO 10545-7		Não aplicável Not applicable Non applicable Nicht zutreffend		Classe de Abrasão Abrasion Class Classe d'Abrasion Abriebklasse		(1)		Não aplicável Not applicable Non applicable Nicht zutreffend		Não aplicável Not applicable Non applicable Nicht zutreffend		Não aplicável Not applicable Non applicable Nicht zutreffend	
	<b>Resistência à abrasão superficial</b> Resistance to surface abrasion Résistance à l'abrasion superficielle Oberflächenverschleissbeständigkeit	EN ISO 10545-6		Não aplicável Not applicable Non applicable Nicht zutreffend		Classe de Abrasão Abrasion Class Classe d'Abrasion Abriebklasse		(1)		Max. 175mm <sup>3</sup>		Max. 155mm <sup>3</sup>		Max. 175mm <sup>3</sup> Max. 155mm <sup>3</sup>	
		EN ISO 10545-8		Valor declarado Declared value Valeur déclarée Angegebenen Wert		6,0 - 8,0 × 10 <sup>-6</sup> K <sup>-1</sup>		Valor declarado Declared value Valeur déclarée Angegebenen Wert		6,0 - 7,0 × 10 <sup>-6</sup> K <sup>-1</sup>		Valor declarado Declared value Valeur déclarée Angegebenen Wert		6,0 - 7,0 × 10 <sup>-6</sup> K <sup>-1</sup>	
	<b>Resistência ao choque térmico</b> Thermal shock resistance Résistance aux chocs de température Temperaturwechselbeständigkeit	EN ISO 10545-9		Requerida Required Exigée Gefordert		Conforme Conforms Conforme Entspricht		Requerida Required Exigée Gefordert		Conforme Conforms Conforme Entspricht		Aplicável Applicable Applicable Gefodert		Conforme Conforms Conforme Entspricht	
		EN ISO 10545-11		Requerida Required Exigée Gefordert		Conforme Conforms Conforme Entspricht		Requerida Required Exigée Gefordert		Conforme Conforms Conforme Entspricht		Não aplicável Not applicable Non applicable Nicht zutreffend		Não aplicável Not applicable Non applicable Nicht zutreffend	
	<b>Resistência ao gelo</b> Frost resistance Résistance au gel Frostbeständigkeit	EN ISO 10545-12		Valor declarado Declared value Valeur déclarée Angegebenen Wert		Não No Non Nein		Requerida Required Exigée Gefordert		Conforme Conforms Conforme Entspricht		Requerida Required Exigée Gefordert		Conforme Conforms Conforme Entspricht	
		EN 12004 4.1		Valor declarado Declared value Valeur déclarée Angegebenen Wert		> 1 N/mm <sup>2</sup>		Valor declarado Declared value Valeur déclarée Angegebenen Wert		> 1 N/mm <sup>2</sup>		Valor declarado Declared value Valeur déclarée Angegebenen Wert		> 1 N/mm <sup>2</sup>	
	<b>Resistência da colagem – cimentos cola tipo C2</b> Bond strength – cementitious adhesives C2 Résistance du collage – ciment colle C2 Klebebeständigkeit – Klebemörtel C2	EN 12004 4.2		Valor declarado Declared value Valeur déclarée Angegebenen Wert		> 1 N/mm <sup>2</sup>		Valor declarado Declared value Valeur déclarée Angegebenen Wert		> 1 N/mm <sup>2</sup>		Valor declarado Declared value Valeur déclarée Angegebenen Wert		> 1 N/mm <sup>2</sup>	
		EN 12004 4.3		Valor declarado Declared value Valeur déclarée Angegebenen Wert		> 2 N/mm <sup>2</sup>		Valor declarado Declared value Valeur déclarée Angegebenen Wert		> 2 N/mm <sup>2</sup>		Valor declarado Declared value Valeur déclarée Angegebenen Wert		> 2 N/mm <sup>2</sup>	
	<b>Resistência ao impacto (coeficiente de restituição)</b> Impact resistance (restitution coefficient) Résistance au choc (coefficient de restitution) Impaktbeständigkeit	EN ISO 10545-5		Não aplicável Not applicable Non applicable Nicht zutreffend		Valor declarado Declared value Valeur déclarée Angegebenen Wert		> 0,55		Valor declarado Declared value Valeur déclarée Angegebenen Wert		> 0,55		Valor declarado Declared value Valeur déclarée Angegebenen Wert	
		(2) CWT		Classe A1 Class A1 Classe A1 Klasse A1		Classe A1 Class A1 Classe A1 Klasse A1		Classe A1 / A1 <sub>n</sub>		Classe A1 / A1 <sub>n</sub>		Classe A1 Class A1 Classe A1 Klasse A1		Classe A1 / A1 <sub>n</sub>	
	<b>Tactilidade</b> Tactility Tactilité Tastgefühl	CEN/TS 15209		Não aplicável Not applicable Non applicable Nicht zutreffend		Declarar superficie Declare surface Déclarer surface Oberfläche angeben		NPD		Declarar superficie Declare surface Déclarer surface Oberfläche angeben		NPD		Declarar superficie Declare surface Déclarer surface Oberfläche angeben	
		EN ISO 10545-14		Min. Class 3 Min. Class 3 Min. Class 3 Min. Klasse 3		Classe 5 Class 5 Classe 5 Klasse 5		Min. Class 3 Min. Class 3 Min. Class 3 Min. Klasse 3		Classe 5 Class 5 Classe 5 Klasse 5		Min. Class 3 Min. Class 3 Min. Class 3 Min. Klasse 3		Aplicável Applicable Applicable Gefodert	
	<b>Fracas concentrações de ácidos e bases</b> Low acid and base concentrations Basses concentrations d'acides et de bases Niedrige Konzentrationen von Säuren und Laugen	EN ISO 10545-13		Valor declarado Declared value Valeur déclarée Angegebenen Wert		GLA		Valor declarado Declared value Valeur déclarée Angegebenen Wert		GLA		Valor declarado Declared value Valeur déclarée Angegebenen Wert		ULA	
		EN ISO 10545-13		Min. Class B Min. Class B Min. Class B Min. Klasse B		GA		Min. Class B Min. Class B Min. Class B Min. Klasse B		GA		Min. Class B Min. Class B Min. Class B Min. Klasse B		UA	
	<b>Libertação de cádmio e chumbo (3) (4)</b> Release of cadmium and lead (3) (4) Libération de cadmium et plomb (3) (4) Abgabe von Cadmium und Blei (3) (4)	EN ISO 10545-15		Valor declarado Declared value Valeur déclarée Angegebenen Wert		Cádmio Cadmium ≤ 0,005 mg/dm <sup>2</sup>		Valor declarado Declared value Valeur déclarée Angegebenen Wert		Cádmio Cadmium ≤ 0,005 mg/dm <sup>2</sup>		Chumbo Lead ≤ 0,05 mg/dm <sup>2</sup>		Valor declarado Declared value Valeur déclarée Angegebenen Wert	

NPD = Desempenho Não Determinado \ No Performance Declared \ Performance Non Déterminée \ Keine Leistung Festgelegt







(\*) Ref. 0133, 0140 ≤ 2,0% (\*\*) Ref. 0138 ≤ 1,0%







Contactar a CINCA para mais informações \ Contact CINCA for more informations \ Contacter CINCA pour plus d'informations. \ Für weitere Informationen bitte CINCA kontaktieren.

**AVISO \ DISCLAIMER \ AVIS \ WARNUNG:** Especificações sujeitas a alterações sem aviso prévio. A presente informação é fornecida sem qualquer garantia adicional de adequação a qualquer uso específico. Em nenhum caso a CINCA poderá ser responsabilizada por qualquer dano direto, indireto ou consequente decorrente de, ou de qualquer forma relacionado com, o uso dos seus produtos \ Specifications subject to change without further notice. This information is issued as is and without any further warranty of fitness for a particular purpose, under no circumstances shall CINCA be liable for any direct, indirect, or consequential damage whatsoever arising out of or in any way related to the use of their product \ Specifications soumises à modifications sans avis préalable. La présente information est fournie sans aucune garantie supplémentaire d'adaptation à n'importe quelle utilisation spécifique. En aucun cas CINCA ne pourra être responsable pour n'importe quel dégât direct, indirect, résultant ou lié à l'utilisation de ses produits \ Angaben können ohne Bekanntgebung geändert werden. Diese Informationen werden ohne jede Gewährleistung der Eignung für einen bestimmten Zweck zur Verfügung gestellt. In keinem Fall darf CINCA haftbar gemacht werden für direkte, indirekte oder in jeglicher Form stehenden Zusammenhang mit Schäden oder Folgeschäden durch die Verwendung seiner Produkte.

(1) Consultar fabricante para informações em falta \ For further information please contact the manufacturer \ Pour plus d'informations, veuillez consulter le fabricant \ Für weitere Informationen wenden Sie sich bitte an den Hersteller. (2) Os ladrilhos cerâmicos não contribuem para o fogo e são considerados materiais da Classe A1 (CWT Decisão 96/603/CE) \ Ceramic tiles do not contribute to fire and are considered a Class A1 material (CWT Decision 96/603/CE) \ Les carreaux en céramique ne brûlent pas et sont Classe A1 (CWT Decisión 96/603/CE) \ Die Keramikfliesen sind nicht Brand fördernd und werden als Material der Klasse A1 eingestuft (CWT Entscheidung 96/603/CE). (3) Quando os produtos se destinam a ser usados em locais onde ocorre a preparação de alimentos e onde estes estejam em contacto directo com a superfície vidrada, valores indicativos que podem ser alterados sem aviso prévio \ Only when intended to use in spaces where food preparation takes place and food may be in direct contact with the glazed surface of the tile. Indicative figures subject to changes without further notice \ Pour produits destinés à être utilisés dans des zones de préparation de produits alimentaires et où ceux-ci sont en contact direct avec la surface émaillée. Valeurs indicatives qui peuvent être changées sans avis préalable \ Falls die Produkte dafür bestimmt sind, auf Arbeitsflächen oder Wänden benutzt zu werden, in Räumen in denen Lebensmittel verarbeitet werden und diese in direktem Kontakt zur Glasierung kommen. Es handelt sich hierbei um Richtwerte, die ohne Vorankündigung geändert werden können. (4) Para outras substâncias perigosas, apenas serão realizados ensaios a pedido do cliente, quando relevante considerando regulamentos europeus ou leis, regulamentos ou provisões administrativas \ For other dangerous substances, tests will only be conducted when relevant and requested from customers, considering european regulations or national laws, regulations or administrative provisions \ Pour autres substances dangereuses, les tests seront seulement réalisés sur demande du client, s'ils s'avèrent pertinents face aux réglementations européennes ou face aux lois, règlements et dispositions administratives \ Für andere gefährliche Substanzen werden die Prüfungen nur auf Kundenwunsch durchgeführt, falls relevant, und unter Beachtung der europäischen Vorschriften oder Gesetze, Verordnungen oder Verwaltungsvorschriften.

EN 14411:2012 Anexo G Grupo Bia UGL <b>Mosaico Porcelânico Não Vidrado</b> \ Unglazed Porcelain Mosaic Mosaïque Grès Cérame Non Émaillé \ Unglasiertes Feinsteinzeugmosaik		EN 14411:2012 Anexo G Grupo Bia UGL <b>Porcelânico Plena Massa, Não Vidrado</b> \ Unglazed Full Body Porcelain Tiles Grès Cérame en Pleine Masse, Non Émaillé \ Unglasiertes Durchgefärbtes Feinsteinzeug		EN 14411:2012 Anexo G Grupo Bia GL <b>Porcelanato Vidrado</b> \ Glazed Porcelain Stoneware Grès Cérame Émaillé \ Feinsteinzeug Glasiert		EN 14411:2012 Anexo K - Grupo Bilil GL (EN 14411:2016 Anexo L) <b>Azulejos de Pasta Branca Bicozadura</b> \ Double Fired White Body Wall Tiles Faiences en Pâte Blanche Bi-cuisson \ Weiss-Scherbige Zweibrand Steingutfliessen		arquitectos		NovaArquitectura		Porcelânico ANTI-SLIP		MOSAICO PORCELÂNICO	
Característica \ Characteristics Caractéristique \ Eigenschaft		Norma Standard Norme Norm		EN		CINCA		EN		CINCA		EN		CINCA	
	<b>Qualidade de superfície</b> \ Surface quality Qualité de la surface \ Oberfläche	EN ISO 10545-2		> 95%		> 95%		> 95%		> 95%		> 95%		> 95%	
		EN ISO 10545-2		± 0,5%		± 0,3%		± 0,6%		± 0,3%		± 0,6%		± 0,3%	
	<b>Desvio da dimensão de fabrico (W)</b> \ Deviation from work size (W) Écart de la dimension de fabrication (W) \ Abweichung zum Produktionsmass (W)	EN ISO 10545-2		± 10%		± 5%		± 5%		± 5%		± 5%		± 5%	
		EN ISO 10545-2		± 0,3%		± 0,15%		± 0,5%		± 0,25%		± 0,5%		± 0,25%	
	<b>Espeçura</b> \ Thickness Épaisseur \ Stärkegenauigkeit	EN ISO 10545-2		± 0,5%		± 0,25%		± 0,5%		± 0,25%		± 0,5%		± 0,25%	
		EN ISO 10545-2		± 0,5%		± 0,25%		± 0,5%		± 0,25%		± 0,5%		± 0,25%	
	<b>Rectililinearidade das arestas</b> \ Straightness of edges Rectilignité des cotés \ Kantengeradigkeit	EN ISO 10545-2		± 0,5%		± 0,25%		± 0,5%		± 0,25%		± 0,5%		± 0,25%	
		EN ISO 10545-2		± 0,5%		± 0,25%		± 0,5%		± 0,25%		± 0,5%		± 0,25%	
	<b>Angularidade</b> \ Rectangularity Angularité \ Rechtwinkligkeit	EN ISO 10545-2		± 0,5%		± 0,25%		± 0,5%		± 0,25%		± 0,5%		± 0,25%	
		EN ISO 10545-2		± 0,5%		± 0,25%		± 0,5%		± 0,25%		± 0,5%		± 0,25%	
	<b>Planaridade (curvatura central)</b> \ Planarity (central dome) Planéité (courbure centre) \ Planarität (Mittelpunktswölbung)	EN ISO 10545-2		+ 0,5% - 0,3%		± 0,5%		± 0,25%		± 0,5%		± 0,25%		± 0,25%	
		EN ISO 10545-2		+ 0,5% - 0,3%		± 0,5%		± 0,25%		± 0,5%		± 0,25%		± 0,25%	
	<b>Planaridade (curvatura lateral da aresta)</b> \ Planarity (edge dome) Planéité (courbure des arêtes) \ Planarität (Kantenswölbung)	EN ISO 10545-2		± 0,5%		± 0,25%		± 0,5%		± 0,25%		± 0,5%		± 0,25%	
		EN ISO 10545-2		± 0,5%		± 0,25%		± 0,5%		± 0,25%		± 0,5%		± 0,25%	
	<b>Planaridade (empeno na diagonal)</b> \ Planarity (skew) Planéité (vrillage par rapport à la diagonale) \ Planarität (Windschiefe)	EN ISO 10545-2		± 0,5%		± 0,25%		± 0,5%		± 0,25%		± 0,5%		± 0,25%	
		EN ISO 10545-2		± 0,5%		± 0,25%		± 0,5%		± 0,25%		± 0,5%		± 0,25%	

RESISTÊNCIA AO DESLIZAMENTO \ SLIP RESISTANCE CHART		DIN - DEUTSCHES INSTITUT FÜR NORMUNG		PENDULUM TEST VALUE (PTV)		ANSI AMERICAN NATIONAL STANDARD		CÓDIGO TÉCNICO DE LA EDIFICACIÓN		AUSTRALIAN STANDARD	
RÉSISTANCE À LA GLISSANCE \ TRITTSICHERHEIT		DIN 51130	DIN 51097	PTV SLIDER 96	PTV SLIDER 55	ANSI - A137.1 DCOF Dynamic Coefficient of Friction	CTE DB-SUA	AS 4586 App. A Wet Pendulum Slip Rating			
Série Collection	Acabamento Finishing					DCOF					
NovaArquitectura	CINCA Natural CINCA Natural	NPD	NPD	NPD	NPD	NPD	NPD	NPD			
	CINCA AD (Antiderrapante) CINCA AD (Slip-resistant)	R10	B	38-42	33-36	> 0,42	Clase 1	P2			
Porcelânico ANTI-SLIP	CINCA Natural CINCA Natural	R10	A	52-58	47-53	> 0,42	Clase 3	P5			
	CINCA AD (Antiderrapante) CINCA AD (Slip-resistant)	R11/V4	B	62-68	52-58	> 0,42	Clase 3	P5			
MOSAICO PORCELÂNICO	CINCA Natural CINCA Natural	R10	A/B/C	38-42	36-39	> 0,42	Clase 2	P3			

EMBALAGENS E PESOS \ PACKING AND WEIGHTS \ EMBALLAGES ET POIDS \ VERPACKUNGEN UND GEWICHTE		EM8001 Rev 91/1122									
Formato \ Size	Caixa \ Box 	Paleta \ Pallet 			Caixa / Paleta Box / Pallet	m <sup>2</sup>	Net. kg	Brut. kg	cm	Revestimento Wall Tiles	Aparência Muito Uniforme Very Uniform Appearance
		Pcs. / Stk.	m <sup>2</sup> / m	kg							
arquitectos	M 20 × 40 × 0,75 cm	25	2,000 m <sup>2</sup>	24,69	48	96,000	1,185	1,210	120 × 80 × 96		
	M 10 × 30 × 0,75 cm	30	0,900 m <sup>2</sup>	11,52	88	79,200	1,014	1,039	120 × 80 × 93		
	M 20 × 20 × 0,75 cm	23	0,920 m <sup>2</sup>	11,04	96	88,320	1,060	1,085	120 × 80 × 95		
	M 15 × 15 × 0,58 cm	66	1,500 m <sup>2</sup>	13,97	70	105,000	978	1,003	120 × 80 × 90		
	M 3 × 20 × 0,75 cm	30	6,00 m	1,92	-	-	-	-	-		
Peças Especiais Trim Pieces Pièces Spéciales Formstücke	M 3 × 15 × 0,58 cm	40	6,00 m	1,61	-	-	-	-	-		
	3,5 × 3,5 AEOX	4	-	0,07	-	-	-	-	-		
	3,5 × 3,5 AICV	4	-	0,07	-	-	-	-	-		
	15 × 3,6 CV	22	-	1,89	-	-	-	-	-		
	15 × 3,6 CX	22	-	1,89	-	-	-	-	-		
	20 × 3,6 CV	12	-	1,41	-	-	-	-	-		
	20 × 3,6 CX	12	-	1,41	-	-	-	-	-		
	M 30 × 30 × 0,7 cm	15	1,350 m <sup>2</sup>	20,52	50	67,500	1,026	1,051	120 × 80 × 73		
	M 10 × 30 × 0,7 cm	50	1,500 m <sup>2</sup>	21,80	48	72,000	1,046	1,071	120 × 80 × 73		
	M 20 × 20 × 0,6 cm	25	1,000 m <sup>2</sup>	12,95	84	84,000	1,088	1,113	120 × 80 × 73		
	3 × 3 AECX	4	-	0,10	-	-	-	-	-		
	3 × 3 AICX	4	-	0,10	-	-	-	-	-		
	3 × 3 AICV	4	-	0,10	-	-	-	-	-		
	3 × 3 AE	4	-	0,10	-	-	-	-			



**INFORMAÇÃO**  
**TÉCNICA**  
TECHNICAL  
DATA

# INFORMAÇÃO TÉCNICA TECHNICAL DATA

## INFOGRAFIA \ INFOGRAPHICS INFOGRAPHIE \ SYMBOLE

	 <b>Pavimento</b> Floor Tiles	 <b>Revestimento</b> Wall Tiles	
<b>ACABAMENTO DA ARESTA</b> EDGE FINISHING	 <b>Retificado</b> Rectified	 <b>Não Retificado</b> Non Rectified	
<b>BRILHO</b> GLOW	 <b>Brilhante</b> Glossy	 <b>Acetinado</b> Satin Finish	 <b>Mate</b> Matt
<b>ACABAMENTO DA SUPERFÍCIE</b> SURFACE FINISHING	 <b>Natural</b> Natural	 <b>Antiderrapante</b> Slip-Resistant	 <b>Polido</b> Polished
<b>ANTIDERRAPÂNCIA</b> SLIP RESISTANCE	 DIN 51130 <b>Calçado</b> With Footwear	 Pendulum Test Value <b>PTV Slider 96</b>	 ANSI A326.3 <b>Dynamic Coefficient of Friction</b>
	 DIN 51097 <b>Pé Descalço</b> Barefoot	 Pendulum Test Value <b>PTV Slider 55</b>	
<b>OUTROS</b> OTHER	 <b>Ingelivo</b> Frost Resistant	 <b>Resistência à abrasão superficial</b> Resistance to surface abrasion	
		 <b>Menos resistente</b> Less resistant	 <b>Mais resistente</b> Most resistant

## VARIAÇÃO NA TONALIZAÇÃO DA COR \ COLOUR SHADE VARIATION DIFFÉRENCE DE TONALITÉ \ FARBUNSTIMMIGKEIT

### ANSI A137.1–2012

 <b>Muito Uniforme</b> Very Uniform V0	 <b>Fraca Variação</b> Low Variation V1	 <b>Variação Ligeira</b> Slight Variation V2	 <b>Variação Moderada</b> Moderate Variation V3	 <b>Forte Destonização</b> Substantial Variation V4
---	--	---	--	--

O símbolo classifica a variação da tonalização da cor das peças cerâmicas de uma série.

#### RECOMENDAÇÕES PARA ASSENTAMENTO

Para obter melhores resultados das características do produto, a CINCA recomenda antes do assentamento a mistura das peças de várias caixas.

This symbol classifies the chromatic shade variation among pieces of tile in one range.

#### LAYING RECOMMENDATIONS

CINCA recommends blending different pieces from different cartons before installation, in order to maximize the aesthetic beauty of the product line.

Parmi les symboles nous indiquons le degré de variation chromatique entre les carreaux contenus dans chaque série.

#### RECOMMANDATION POUR LA POSE

Afin de tirer profit au mieux des caractéristiques techniques du produit, CINCA recommande de mélanger des pièces de différentes boîtes.

Mit den Abkürzungen will man den Farbabweichungsgrad jeder Fliese einer Serie klassifizieren.

#### HINWEISE ZUR VERLEGUNG

Um die besten Resultate mit unserem Produkt erzielen zu können, schlägt CINCA vor, Fliesen von verschiedenen Kartons vor der Verlegung zu mischen.

Em qualquer espaço, seja ele interior ou exterior, pretende-se que a escolha do pavimento seja adequado ao espaço onde será aplicado: mais ou menos tráfego, mais ou menos humidade, mais ou menos acumulação de resíduos, por exemplo. A seleção de pavimentos com características antiderrapantes permite antever uma série de situações que favorecem a segurança dos transeuntes.

In any space, whether indoor or outdoor, it is intended that the floor tiles choice is suitable for the space where it will be applied: more or less traffic, more or less humidity, more or less accumulation of waste, for example. The selection of ANTI-SLIP floor tiles predict a bunch of situations that favor the pedestrians safety.

#### DIN - DEUTSCHES INSTITUT FÜR NORMUNG

Com ampla divulgação na indústria cerâmica, as normas alemãs que permitem determinar o coeficiente de escorregamento subdividem os testes em dois grupos distintos: o escorregamento **CALÇADO** (aplicável em zonas em que os utilizadores circulam habitualmente calçados) e o escorregamento **PÉ DESCALÇO** (aplicável às zonas em que os utilizadores circulam descalços, como é o caso das piscinas e dos balneários).

Well known in the Ceramic Industry, the German standards, which help determine the slip resistance coefficient, divide the tests into two groups. In the first group, the tests are executed simulating the use of FOOTWEAR (applicable in areas where people walk with footwear) and in the second group, the tests are run simulating BAREFOOT traffic (in areas such as swimming pools, shower areas etc).

**CLASSE CLASS (DIN 51130) Calçado** With Footwear



**Baixo atrito**  
Low friction

R9



**Atrito normal**  
Normal friction

R10



**Atrito Melhorado**  
Improved friction

R11



**Alto atrito**  
High friction

R12



**Muito alto atrito**  
Very high friction

R13

**CLASSE CLASS (DIN 51097) Pé Descalço** Barefoot



**Atrito normal**  
Normal friction

A



**Atrito Melhorado**  
Improved friction

B



**Alto atrito**  
High friction

C

**CTE - CÓDIGO TÉCNICO DE LA EDIFICACIÓN DB - SUA - Segurança de uso e acessibilidade**  
Safety of use and accessibility

O Código Técnico da Edificação é a regulação espanhola que estabelece os requisitos básicos para a segurança. Aplica-se a edifícios públicos ou privados.

Building Code is the Spanish regulation that establishes the basic requirements for safety. It is applied to public or private buildings.



**Seguridad de utilización y accesibilidad**

#### RESISTÊNCIA AO DESLIZAMENTO SLIP RESISTANCE

		DIN 51130	DIN 51097	PTV Slider 96	PTV Slider 55	ANSI A137.1 DCOF	CTE DB -SUA	AS 4586 App. A	EC
<b>ART STONE</b>	<b>NAT</b>	R9	NPD	28 - 31	23 - 26	>0,42	Clase 1	P2	
<b>ASSOUAN STONE</b>	<b>AD</b>	R11	C	57 - 63	52 - 57	>0,42	Clase 3	P5	
<b>ASSOUAN STONE</b>	<b>NAT</b>	NPD	NPD	26 - 29	19 - 21	>0,42	Clase 1	P1	
<b>BAMBU</b>	<b>NAT</b>	NPD	NPD	26 - 29	19 - 21	>0,42	Clase 1	P1	
<b>BELLE ARTI</b>	<b>NAT</b>	NPD	NPD	26 - 29	19 - 21	>0,42	Clase 1	P1	
<b>BERNINI</b>	<b>NAT</b>	NPD	NPD	26 - 29	19 - 21	>0,42	Clase 1	P1	
<b>BRANCOS</b>	<b>NAT</b>	NPD	NPD	26 - 29	19 - 21	>0,42	Clase 1	P1	
<b>BRICK ROAD</b>	<b>NAT</b>	R10	A	38 - 42	33 - 36	>0,42	Clase 1	P2	
<b>CAIMAN</b>	<b>NAT</b>	R9	NPD	28 - 31	23 - 26	>0,42	Clase 1	P2	
<b>CAVA</b>	<b>NAT</b>	NPD	NPD	26 - 29	19 - 21	>0,42	Clase 1	P1	
<b>CEPPO DI GRE STONE</b>	<b>AD</b>	R10	B	51 - 54	49 - 51	>0,42	Clase 3	P5	R10B EC
<b>CEPPO DI GRE STONE</b>	<b>NAT</b>	R9	NPD	28 - 31	23 - 26	>0,42	Clase 1	P2	
<b>COFFRAGE</b>	<b>NAT</b>	R9	NPD	28 - 31	23 - 26	>0,42	Clase 1	P2	
<b>ESSENCE</b>	<b>AD</b>	R10	B	51 - 54	49 - 51	>0,42	Clase 3	P5	R10B EC
<b>ESSENCE</b>	<b>NAT</b>	R9	NPD	28 - 31	23 - 26	>0,42	Clase 1	P2	
<b>FACTORY</b>	<b>AD</b>	R11	A	57 - 63	52 - 57	>0,42	Clase 3	P5	
<b>FACTORY</b>	<b>NAT</b>	R10	NPD	38 - 42	33 - 36	>0,42	Clase 1	P2	
<b>FOSSIL</b>	<b>NAT</b>	R10	A	38 - 42	33 - 36	>0,42	Clase 1	P2	
<b>HERITAGE</b>	<b>NAT</b>	R9	NPD	28 - 31	23 - 26	>0,42	Clase 1	P2	
<b>HIGHLANDER</b>	<b>NAT</b>	R10	A	38 - 42	33 - 36	>0,42	Clase 1	P2	
<b>IMAGINE</b>	<b>AD</b>	R11	A	57 - 63	52 - 57	>0,42	Clase 3	P5	
<b>IMAGINE</b>	<b>NAT</b>	NPD	NPD	26 - 29	19 - 21	>0,42	Clase 1	P1	
<b>IMAGINE DECK</b>	<b>NAT</b>	R10	B	38 - 42	33 - 36	>0,42	Clase 1	P2	
<b>IMAGINE SOUL</b>	<b>AD</b>	R11	A	57 - 63	52 - 57	>0,42	Clase 3	P5	
<b>IMAGINE SOUL</b>	<b>NAT</b>	R10	NPD	38 - 42	33 - 36	>0,42	Clase 1	P2	
<b>IMAGINE VINTAGE</b>	<b>AD</b>	R11	A	57 - 63	52 - 57	>0,42	Clase 3	P5	
<b>IMAGINE VINTAGE</b>	<b>NAT</b>	R10	NPD	38 - 42	33 - 36	>0,42	Clase 1	P2	

**EC = Fácil Limpeza** \ Easy Cleaning

**NPD = Desempenho Não Determinado** \ No Performance Declared \ Performance Non Déterminée \ Keine Leistung Festgelegt

**NAT = Acabamento Natural** \ Natural Finishing

**AD = Acabamento Antiderrapante** \ Slip-resistant Finishing

#### RESISTÊNCIA AO DESLIZAMENTO SLIP RESISTANCE

		DIN 51130	DIN 51097	PTV Slider 96	PTV Slider 55	ANSI A137.1 DCOF	CTE DB -SUA	AS 4586 App. A	EC
<b>INDUSTRIAL STONE</b>	<b>AD</b>	R10	A	38 - 42	33 - 36	>0,42	Clase 1	P2	
<b>INDUSTRIAL STONE</b>	<b>NAT</b>	R9	NPD	28 - 31	23 - 26	>0,42	Clase 1	P2	
<b>KINGSTONE</b>	<b>AD</b>	R10	B	51 - 54	49 - 51	>0,42	Clase 3	P5	R10B EC
<b>KINGSTONE</b>	<b>NAT</b>	R9	NPD	28 - 31	23 - 26	>0,42	Clase 1	P2	
<b>LUXURY</b>	<b>NAT</b>	NPD	NPD	26 - 29	19 - 21	>0,42	Clase 1	P1	
<b>MARBELLOUS</b>	<b>NAT</b>	NPD	NPD	26 - 29	19 - 21	>0,42	Clase 1	P1	
<b>MARBLE X</b>	<b>AD</b>	R10	B	51 - 54	49 - 51	>0,42	Clase 3	P5	R10B EC
<b>MARBLE X</b>	<b>NAT</b>	R9	NPD	28 - 31	23 - 26	>0,42	Clase 1	P2	
<b>MERCURY</b>	<b>NAT</b>	R10	A	38 - 42	33 - 36	>0,42	Clase 1	P2	
<b>PORTO</b>	<b>NAT</b>	NPD	NPD	26 - 29	19 - 21	>0,42	Clase 1	P1	
<b>PURE</b>	<b>NAT</b>	NPD	NPD	26 - 29	19 - 21	>0,42	Clase 1	P1	
<b>RETRO</b>	<b>AD</b>	R10	B	51 - 54	49 - 51	>0,42	Clase 3	P5	R10B EC
<b>RETRO</b>	<b>NAT</b>	R9	NPD	28 - 31	23 - 26	>0,42	Clase 1	P2	
<b>SALT</b>	<b>NAT</b>	R9	NPD	28 - 31	23 - 26	>0,42	Clase 1	P2	
<b>SILK</b>	<b>NAT</b>	NPD	NPD	26 - 29	19 - 21	>0,42	Clase 1	P1	
<b>SPLASH SLATE</b>	<b>AD</b>	R10	B	38 - 42	33 - 36	>0,42	Clase 1	P2	R10B EC
<b>SPLASH SLATE</b>	<b>NAT</b>	R9	NPD	28 - 31	23 - 26	>0,42	Clase 1	P2	
<b>SPLENDOR</b>	<b>NAT</b>	NPD	NPD	26 - 29	19 - 21	>0,42	Clase 1	P1	
<b>TIBUR</b>	<b>NAT</b>	NPD	NPD	26 - 29	19 - 21	>0,42	Clase 1	P1	
<b>TIMBER</b>	<b>AD</b>	R10	B	38 - 42	33 - 36	>0,42	Clase 1	P2	R10B EC
<b>TIMBER</b>	<b>NAT</b>	R9	NPD	28 - 31	23 - 26	>0,42	Clase 1	P2	
<b>TIMBER DECK</b>	<b>AD</b>	R10	B	38 - 42	33 - 36	>0,42	Clase 1	P2	R10B EC
<b>TIMBER DECK</b>	<b>NAT</b>	R9	A	28 - 31	23 - 26	>0,42	Clase 1	P2	
<b>TIVOLI</b>	<b>AD</b>	R10	B	51 - 54	49 - 51	>0,42	Clase 3	P5	R10B EC
<b>TIVOLI</b>	<b>NAT</b>	R9	NPD	28 - 31	23 - 26	>0,42	Clase 1	P2	
<b>TUSCANIA</b>	<b>AD</b>	R10	B	38 - 42	33 - 36	>0,42	Clase 1	P2	R10B EC
<b>TUSCANIA</b>	<b>NAT</b>	R9	NPD	28 - 31	23 - 26	>0,42	Clase 1	P2	



**TECNOLOGIA FÁCIL LIMPEZA**  
EASY CLEANING TECHNOLOGY

**Mais informação página 11.**

More information at page 11.

#### PTV - PENDULUM TEST VALUE

Os resultados PTV ("Pendulum Test Value") são obtidos a partir de um equipamento chamado "Pêndulo". Este equipamento simula o escorregamento **CALÇADO** e **PÉ DESCALÇO** de uma determinada superfície, à semelhança do que foi mencionado na norma acima (DIN), e indica-nos um resultado. São usados deslizantes de borracha para cada um dos testes (96 ou 55), obtendo-se três resultados possíveis:

The PTV (Pendulum Test Value) results are obtained from an equipment called "Pendulum". This equipment simulates the slipping FOOTWEAR and BAREFOOT on a given surface, similarly to what was mentioned in the above standard (DIN), and gives us a result. Rubber sliders are used for each of the tests (slider 96 or slider 55), getting three possible results: "Footwear" classifications (PTV Slider 96) and "Barefoot" classifications (PTV Slider 55):

**Classificações "Calçado" (PTV Slider 96) e Classificações "Pé Descalço" (PTV Slider 55):**  
"Footwear" classifications (PTV Slider 96) and "Barefoot" classifications (PTV Slider 55):

**PTV – 0-24 – Risco Elevado** High Risk  
**PTV – 24-35 – Risco Moderado** Moderate Risk  
**PTV – 36+ – Risco Baixo** Low Risk



**PTV Slider 96**



**PTV Slider 55**

#### ANSI - AMERICAN NATIONAL STANDARD

O **DCOF (Dynamic Coefficient of Friction)** é o principal método de teste utilizado nos Estados Unidos da América para avaliar o desempenho dos pavimentos relativamente às suas características de antiderrapância. É um método normalizado pela ANSI A326.3 e que utiliza um equipamentos específico, denominado BOT-3000 para determinação do coeficiente de atrito dinâmico.

DCOF (Dynamic Coefficient of Friction) is the main test method used in the United States of America to evaluate the performance of floor tiles in terms of their slip resistance characteristics. It's a method standardized by ANSI A326.3 which uses specific equipment, called BOT-3000, to determine the coefficient of dynamic friction.



**Dinamic Coefficient of Friction**

#### AS - AUSTRALIAN STANDARD

O teste de deslizamento do pêndulo húmido é descrito no Apêndice A do AS 4586 e classifica o deslizamento em superfícies propensas à contaminação por água.

The wet pendulum slip test outlined in Appendix A of AS 4586 classifies the slip rating of surfaces that are prone to water contamination.



**Wet Pendulum Slip Rating**

## EQUIVALÊNCIAS ENTRE CERÂMICA E ADESIVOS \ EQUIVALENCE BETWEEN CERAMIC AND GLUES ÉQUIVALENCE ENTRE CÉRAMIQUE ET ADHÉSIFS \ ÄQUIVALENZTABELLE ZWISCHEN KERAMIKKLASSEN UND FLIESENKLEBER

**Para garantir a durabilidade e a segurança do sistema “cerâmica-adesivo” em uso, a escolha correta do adesivo para um ladrilho específico é fundamental. A tabela seguinte foi elaborada tendo em conta o grau de compatibilidade do sistema “cerâmica-adesivo”, numa condição tradicional, sobre um suporte cimentício absorvente. Estes são os requisitos mínimos de acordo com a característica “absorção de água” da cerâmica, respeitando as normas EN14411 e EN 12004.**

**Existem condições adicionais a ter em conta, que podem levar a alterar a seleção do sistema, tais como:**

**// Dimensões (CxLxA), geometria e natureza das peças de cerâmica;**

**// Natureza, absorção e deformabilidade do suporte (betão, cerâmica existente, gesso cartonado, madeira, metal, etc.) onde o sistema será aplicado;**

**// Ambiente de utilização (residencial, comercial ou industrial);**

**// Usos específicos (ambientes húmidos, exposição solar, rapidez de intervenção, etc.);**

**Nestes casos devem ser consultados os prescritores.**

The correct choice of glue is of extreme importance to ensure the durability and safety of the “ceramic-adhesive” system in use. The following table has been prepared taking into consideration the degree of compatibility of the “ceramic adhesive” system, under a normal condition, on an absorbent cementitious support. These are the minimum requirements according to the “water absorption” characteristic of ceramic, complying with the norms EN14411 and EN 12004.

There are additional conditions to keep in mind that may lead to changes such as:

// Dimensions (LxWxH), shape and nature of ceramic pieces;

//Nature, absorption and deformability of the substrate (concrete, existing tiles, plasterboard, wood, metal, etc.) where the system will be applied;

// Area of use (residential, commercial or industrial);

// Specific applications (wet environments, sun exposure, speed of intervention, etc.).

In these cases you should contact the specifiers.

Pour assurer la durabilité et la sécurité du système "adhésif céramique" utilisé, il est essentiel de choisir le bon adhésif pour un carreau spécifique. Le tableau suivant a été préparé en tenant compte du degré de compatibilité du système "céramique-adhésif", dans des conditions traditionnelles, sur un support absorbant à base de ciment. Ce sont les exigences minimales selon la caractéristique "absorption d'eau" de la céramique, répondant aux normes EN14411 et EN 12004.

Il convient de garder à l'esprit les conditions supplémentaires susceptibles de modifier le choix du système, telles que:

// Dimensions (LxWxH), géométrie et nature des pièces en céramique;

// Nature, absorption et déformabilité du support (béton, céramique existante, plaques de plâtre, bois, métal, etc.) où le système sera appliqué;

// Environnement d'utilisation (résidentiel, commercial ou industriel);

// Utilisations spécifiques (environnements humides, exposition au soleil, rapidité d'intervention, etc.).

Dans ce cas, les prescripteurs doivent être consultés.

Um die Haltbarkeit und Sicherheit der Einheit “Keramik-Kleber” zu gewährleisten, ist die Auswahl des richtigen Klebers für eine bestimmte Fliese von entscheidender Bedeutung. Die folgende Tabelle wurde unter Berücksichtigung der Kompatibilität der Einheit “Keramik-Kleber” unter herkömmlichen Bedingungen auf einem absorbierenden zementartigen Träger erstellt. Dies sind die Mindestanforderungen gemäß der Eigenschaft “Wasseraufnahme” von Keramik gemäß EN14411 und EN 12004.

Zusätzlich sind einige Bedingungen zu beachten, die zu einer Änderung der Einheit führen können, wie z. B.:

// Abmessungen (LxBxH), Geometrie und Art der Keramikfliese;

//Art, Absorptionsvermögen und Verformbarkeit des Untergrunds (Beton, vorhandene Keramik, Gipsplatten, Holz, Metall usw.), auf den die Einheit verlegt werden soll;

// Nutzungsumgebung (Haushalt, Gewerbe oder Industrie);

// Spezifische Anwendungen (feuchte Umgebungen, Sonneneinstrahlung, Verlegegeschwindigkeit usw.).

In solchen Fällen sollte die ausschreibende Instanz konsultiert werden.

## CERÂMICA COM ACABAMENTO POLIDO OU LAPADO \ TILES WITH POLISHED AND SEMI-POLISHED FINISHING CÉRAMIQUE FINITION POLI OU SEMI-POLI \ KERAMIK MIT POLIERTER ODER GELÄPPTER OBERFLÄCHE



**Os acabamentos polidos ou lapados, deixam as superfícies mais vulneráveis a manchas e/ou danos físicos.**

**A CINCA recomenda que seja aplicado um protetor de superfície nestes produtos de forma a conseguir o aspeto pretendido durante mais tempo.**

**// Os protetores de superfície devem ser aplicados após aplicação e rejuntamento.**

**// Deve verificar que está a usar um produto adequado a superfícies cerâmicas polidas ou lapadas.**

**// Deve seguir as instruções específicas de cada fabricante.**

Polished and semi-polished finishings, cause surfaces more vulnerable to stains and/or physical damage.

In order to achieve a long lasting desired look, CINCA recommends a surface protector to be applied on the products.

// Surface protectors must be applied after application and grouting.

// Please verify that you are using a suitable product for polished or semi-polished ceramic tiles.

// You must follow the specific instructions of each manufacturer.

## APLICAÇÃO E MANUTENÇÃO DOS DECORADOS \ APPLICATION AND MAINTENANCE OF DECORATIVE PIECES APPLICATION ET ENTRETIEN DES PIÈCES DÉCORÉES \ VERLEGE-UND PFLEGEANWEISUNG FÜR DIE DEKORE

**Os ladrilhos decorados da CINCA resultam de processos de decoração especiais, recorrendo a vidrados que apresentam sedutores efeitos visuais. Como peças especiais que são, requerem uma manipulação cuidadosa que preserve a sua beleza. Para a sua colocação recomendamos que as peças sejam manipuladas com cuidado, para evitar riscos, e que estejam secas e limpas. A superfície dos produtos decorados deve ser protegida durante a aplicação, evitando ao máximo o seu contato com argamassas de assentamento e/ou rejuntamento. Os eventuais excedentes de materiais de colocação devem ser imediatamente limpos, evitando-se que endureçam e colem à superfície das peças. Para limpar os excedentes de materiais de colocação deve apenas ser usada uma esponja limpa e água em abundância sendo totalmente vedada a utilização de agentes de limpeza abrasivos ou contendo ácidos.**

**Para a manutenção corrente dos materiais deve-se evitar o uso de detergentes energicos e/ou produtos ou utensílios de limpeza abrasivos pois podem causar danos irreversíveis nas peças. A limpeza deve ser assegurada apenas com recurso a água e sabão neutro.**

**Estes produtos podem apresentar normais diferenças de tonalidade decorrentes desta técnica de fabrico.**

Decorative tiles produced by CINCA are the result of special decorative processes and techniques along with the use of glazes that offer seductive visual effects. Handling of these pieces requires careful manipulation in order to preserve its beauty. For application, we recommend pieces are handled with care to avoid scratches or breakage. It is also recommended you ensure pieces are clean and dry before application. We also recommend protection of the surface to avoid contact with glue or mortar during the application process. Any excess glue or mortar in contact with the surface should be cleaned immediately to avoid hardening or gluing. Excess glue or mortar should be removed using a clean sponge with abundant water. The use of abrasive cleaning agents or those containing acid is strictly forbidden.

For cleaning and maintenance purposes avoid using energetic detergents and abrasive utensils as these may cause irreversible damage to the decorative pieces. Only the use of clean water and neutral soap is recommended.

These products may show shading variations as a consequence of the production processes and techniques used during manufacturing.

Les finitions polies ou semi-polies laissent les surfaces plus vulnérables aux taches et/ou aux dommages.

CINCA recommande l'utilisation d'un protecteur de surface sur ces produits, afin de maintenir l'aspect souhaité le plus longtemps possible.

// Les protecteurs de surface doivent être appliqués après la pose et le jointoiment;

// Vous devez vérifier que vous utilisez un produit adapté aux surfaces céramiques polies et semi-polies;

// Vous devez suivre méticuleusement les instructions de chaque fabricant.

Polierte oder geläppte Ausführungen machen Oberflächen anfälliger für Flecken und/oder physische Beschädigungen.

CINCA empfiehlt, diese Produkte mit einem Oberflächenschutz zu versehen, um das gewünschte Aussehen länger zu garantieren.

// Das Oberflächenschutzmittel nach dem Verlegen und Verfugen auftragen.

// Sie müssen sicherstellen, dass ein Produkt verwendet wird, das für polierte oder geläppte Keramikoberflächen geeignet ist.

// Sie müssen die spezifischen Anweisungen des jeweiligen Herstellers befolgen.

Les carreaux de faïence décorés CINCA, sont le résultat d'un procédé de décoration spécial, recourant à des émaux ou autres matières aux effets visuels précieux et uniques. C'est donc comme pièces « précieuses » qu'ils doivent être manipulés avec soin afin de conserver leur beauté et originalité. Pour une bonne et correcte application et pour éviter toutes rayures, nous recommandons une manipulation délicate, les pièces devant être séchées et nettoyées au préalable. La surface des pièces décorées doit être protégée durant l'application, évitant au maximum son contact avec le ciment colle et/ou le joint. Les éventuels excédents de matière doivent être immédiatement nettoyés afin d'éviter qu'ils ne sèchent et qu'ils ne collent sur la surface des pièces. Pour nettoyer ces excédents, utiliser uniquement une éponge propre bien imbibée d'eau. Il est formellement interdit d'utiliser tout produit de nettoyage abrasif ou contenant des acides.

Pour le nettoyage courant, il faut éviter tout détergent énergique et/ou produit ou ustensile de nettoyage abrasifs, au risque de causer des dommages irréversibles sur les pièces. Le nettoyage doit être fait uniquement à l'aide d'eau et de savon neutre.

Ces pièces peuvent aussi présenter des différences normales de tonalité, dérivées justement de cette technique spéciale de fabrication.

CINCA's Dekorfliesen sind Erzeugnisse aus speziellen Dekorationsverfahren, mit Glasuren die verführerische visuelle Effekte vorweisen. Diese besonderen Fliesen sollten behutsam behandelt werden, damit sie ihre Schönheit bewahren. Bei der Verlegung dieser Fliesen empfehlen wir eine sorgsame Behandlung damit Kratzer vermieden werden, auch sollten die Fliesen trocken und sauber sein. Die dekorierte Oberfläche der Produkte sollte während der Verlegung geschützt werden, um so den Kontakt mit dem Zementmörtel und / oder Fugenmaterial zu vermeiden. Etwaige Überschüsse dieser Materialien sollten sofort von den Fliesen vorsichtig entfernt werden, um das Verhärten an der Oberfläche der Fliesen zu vermeiden. Für die Reinigung bitte ausschliesslich einen sauberen Schwamm und viel Wasser verwenden. Reinigungsmittel die Säuren enthalten oder Scheuermittel dürfen nicht verwendet werden.

Für die alltägliche Säuberung und Pflege dieser Fliesen, vermeiden Sie bitte scharfe Reinigungsmittel und/oder scheuernde Reinigungsutensilien, da diese irreversible Schäden an den Fliesen verursachen können. Die Reinigung sollte nur mit Seife und Wasser erfolgen.

Diese Erzeugnisse können normale Brandfarbenunterschiede aufweisen, auf Grund dieser Produktionstechnik.


**Recomendação mínima de classes de adesivos, segundo classes de cerâmica:** \ Minimum recommendation of adhesive classes by ceramic classes:

Recommandation minimale des classes d'adhésif par classe de céramique: \ Mindestempfehlung der Kleberklassen, nach Keramikklassen:


Classe de Cerâmica (segundo EN14411) Ceramic Classes (according to EN14411) Classe de Céramique (selon EN14411) Keramikklasse (nach EN14411)	Absorção de Água (%) Water absorption (%) Absorption d'eau (%) Wasseraufnahme (%)	Adesivo (segundo EN12004) \ Adhesives (according to EN12004) \ Adhésif (selon EN12004) \ Fliesenkleber (nach EN12004)			
		Pavimento \ Floor \ Sol \ Boden		Parede \ Wall \ Mur \ Wand	
		Interior \ Interior Intérieur \ Innen	Exterior \ Exterior Extérieur \ Aussen	Interior \ Interior Intérieur \ Innen	Exterior \ Exterior Extérieur \ Aussen
<b>A1a + B1a</b>	≤ 0,5	C2	C2	C2	C2
<b>A1b + B1b</b>	> 0,5 e \ and \ et \ und ≤ 3,0	C1	C2	C1	C2
<b>A11a-1 + A11a-2 + B11a</b>	> 3,0 e \ and \ et \ und ≤ 6,0	C1	C2	C1	C2
<b>A11b-1 + A11b-2 + B11b</b>	> 6,0 e \ and \ et \ und ≤ 10,0	C*	C2	C*	C2
<b>AIII + BIII</b>	> 10,0	<b>Não aplicável</b> Not applicable Non applicable Nicht zutreffend	<b>Não aplicável</b> Not applicable Non applicable Nicht zutreffend	<b>C* ou D</b> C* or D C* ou D C* oder D	<b>Não recomendável</b> Not recommended Non Recommandé Nicht empfehlenswert

C\* = Cimento cola para ladrilhos absorventes em interior. \ Glue for absorbent tiles for interiors. \ Colle pour carrelage absorbant d'intérieur en ciment. \ Zementkleber für wasseraufnehmende Fliesen im Innenbereich.

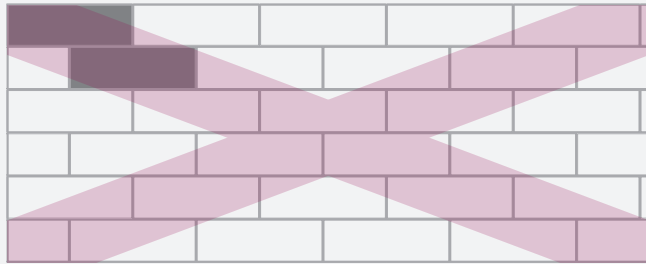
**FORMATOS**  
SIZES

 <b>60x120 RTF</b> 24"x47" RTF	<b>49x99 RTF</b> 19"x39" RTF	<b>48x98 RTF P</b> 19"x39" RTF P	<b>30x60 RTF</b> 12"x24" RTF
 <b>30x60</b> 12"x24"			

**CONTRAFIADO 15%**  
BRICKBONG EFFECT 15%



**CONTRAFIADO 50%**  
BRICKBONG EFFECT 50%




**NÃO RECOMENDADO**  
NOT RECOMMENDED

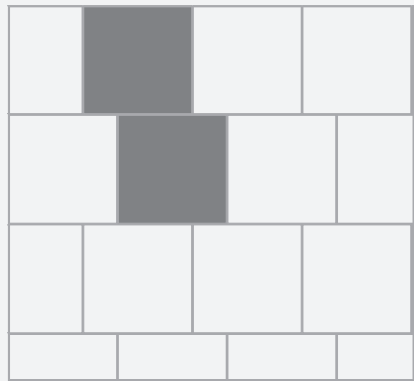
**FORMATOS**  
SIZES

 <b>120x120 RTF</b> 47"x47" RTF	<b>49x49 RTF</b> 19"x19" RTF	<b>48x48 RTF P</b> 19"x19" RTF P	<b>60x60 RTF</b> 24"x24" RTF		
 <b>60x60</b> 24"x24"	<b>33x33</b> 13"x13"	<b>M 50x50</b> 20"x20"	<b>M 45x45</b> 18"x18"	<b>M 30x30</b> 12"x12"	<b>M 20x20</b> 8"x8"


**45°**  
45°



**CONTRAFIADO 30%**  
BRICKBONG EFFEC 30%




**CONTRAFIADO 50%**  
BRICKBONG EFFEC 50%





**NÃO RECOMENDADO**  
NOT RECOMMENDED

**BRICK**  
BRICK

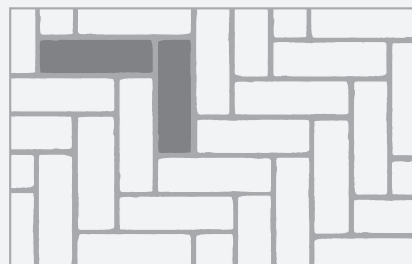
 **Arestas Irregulares**  
Irregular Edges

**7,5x25**  
3"x10"







**ESPINHA**  
HERRINGBONE EFFECT







**CONTRAFIADO 50%**  
BRICKBONG EFFECT 50%




**ALINHADO**  
ALIGNED



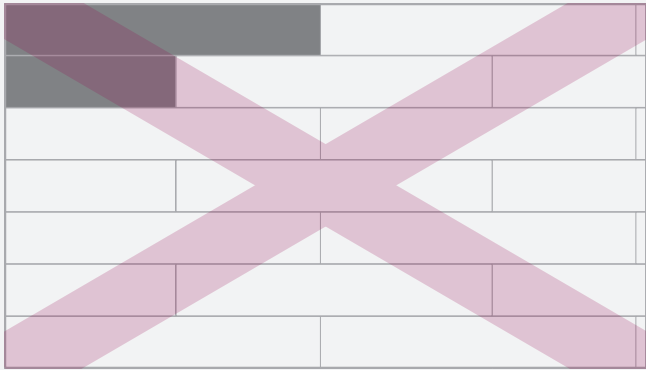
**FORMATOS**  
SIZES

 <b>20x120 RTF</b> 8"x47" RTF	<b>24,5x99 RTF</b> 10"x39" RTF	<b>23,5x98 RTF P</b> 9"x39" RTF P	<b>16x99 RTF</b> 6"x39" RTF	 <b>20x120</b> 8"x47"		
---	-----------------------------------	--------------------------------------	--------------------------------	---	---	---

**CONTRAFIADO 20%**  
BRICKBONG EFFECT 20%



**CONTRAFIADO 50%**  
BRICKBONG EFFECT 50%




**NÃO RECOMENDADO**  
NOT RECOMMENDED

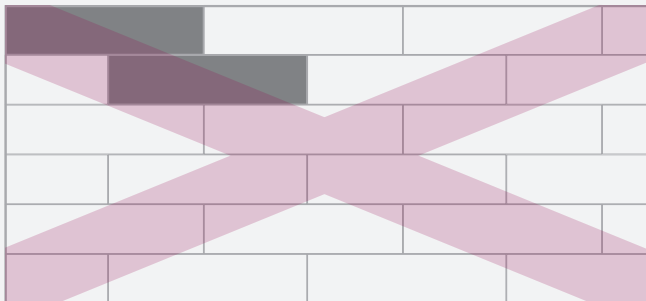
**FORMATOS**  
SIZES

 <b>15x60 RTF</b> 6"x24" RTF	
--	---

**CONTRAFIADO (sugerimos que use os ângulos de canto)**  
BRICKBONG EFFEC ( we suggest the use of the corner angles)






**CONTRAFIADO 50%**  
BRICKBONG EFFEC 50%




**NÃO RECOMENDADO**  
NOT RECOMMENDED


**FORMATOS**  
SIZES

 <b>30x90 RTF</b> 12"x35" RTF	 <b>M 25x75</b> 10"x30"	<b>M 25x55</b> 10"x22"	<b>M 25x45</b> 10"x18"	
---	---	---------------------------	---------------------------	---


**CONTRAFIADO 15%**  
BRICKBONG EFFECT 15%




**CONTRAFIADO 50%**  
BRICKBONG EFFECT 50%



**NÃO RECOMENDADO**  
NOT RECOMMENDED

 **FORMATOS RETIFICADOS**  
RECTIFIED SIZES

- Junta mínima: 1 mm
- Minimum joint: 1 mm / 0.04 in
- Utilize niveladores para um melhor acabamento
- Use level systems for a better finishing

 **FORMATOS NÃO RETIFICADOS**  
NON RECTIFIED SIZES

- Junta sugerida: 2 a 5 mm
- Suggested joint: 2 to 5 mm / 0.08 in to 0.2 in


# M 10×40 cm 4"×16"

# COSMOPOLITAN


## SUGESTÃO DE COMBINAÇÃO DE SÉRIES E FORMATOS

SERIES AND SIZES COMBINATION SUGGESTION  
SUGGESTION DE COMBINAISON DE SÉRIES ET FORMATS  
VORSCHLÄGE ZUM KOMBINIEREN DER SERIEN UND FORMATE


Fundos e Estruturas **COSMOPOLITAN M 10×40 cm**  
Coordenados com **arquitectos M 20×40 e M 20×20 cm**  
**COSMOPOLITAN** Plain Tiles and Structures M10×40 cm (4"×16")  
Coordinated with **arquitectos** M 20×40 cm (8"×16") and M 20×20 cm (8"×8")



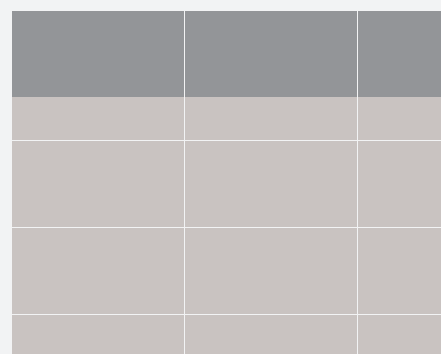
**CONTRAFIADO 50%**  
BRICKBONG EFFECT 50%



**CONTRAFIADO 30%**  
BRICKBONG EFFECT 30%




**ALINHADO**  
ALIGNED




**ESPINHA**  
HERRINGBONE EFFECT



**MÓDULOS**  
MODULES



**MÓDULOS**  
MODULES



# M 10×30 + M 7,5×15 cm 4"×12" + 3"×6"

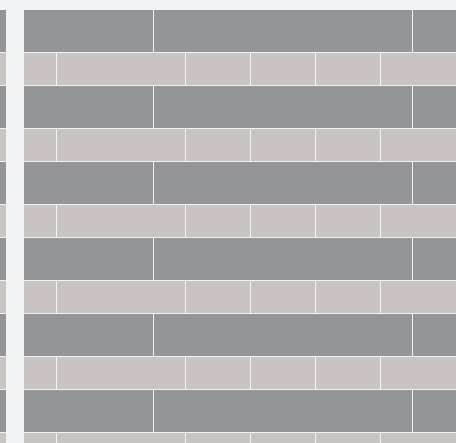
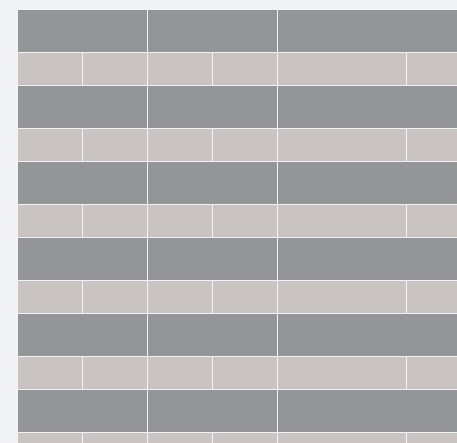
# CRACKLÉ · LUX · MANHATTAN METRO · NEW YORK · SOHO

## SUGESTÃO DE COMBINAÇÃO DE FORMATOS

SIZES COMBINATION SUGGESTION  
SUGGESTION DE COMBINAISON DE FORMATS  
VORSCHLÄGE ZUM KOMBINIEREN DER FORMATE

**CONTRAFIADO 50%**  
BRICKBONG EFFECT 50%

**CRACKLÉ · METRO**



**ESPINHA**  
HERRINGBONE EFFECT

**CRACKLÉ · METRO**



# M 10×30 | M 7,5×15 | 7,5×25 cm 4"×12" | 3"×6" | 3"×10"

## SUGESTÕES DE APLICAÇÃO


LAYING SUGGESTIONS  
SUGGESTIONS DE POSE  
VERLEGEPLAN

**CONTRAFIADO 50%**  
BRICKBONG EFFECT 50%



**CRACKLÉ · LUX · MANHATTAN · METRO:**  
Não aplicar este layout nos formatos  
**M 10×30 e 7,5×25 cm**

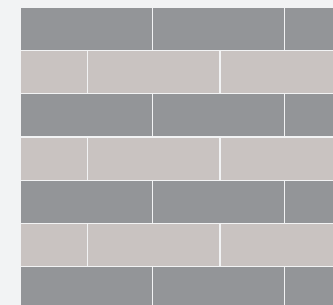
Do not apply this setting with M 10×30  
and 7,5×25 cm (4"×12" and 3"×10") sizes



**CONTRAFIADO 50%**  
BRICKBONG EFFECT 50%

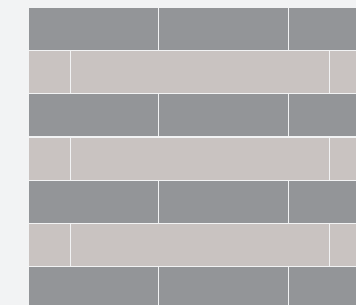
**CRACKLÉ · LUX · MANHATTAN · METRO:**  
Apenas no formato **M 7,5×15 cm**

Only for M 7,5×15 cm (3"×6") size



**CONTRAFIADO 30%**  
BRICKBONG EFFECT 30%

**CRACKLÉ · LUX · MANHATTAN · METRO**  
NEW YORK · SOHO



**ESPINHA**  
HERRINGBONE EFFECT

**CRACKLÉ · LUX · MANHATTAN · METRO**  
NEW YORK · SOHO




# M 10×30 + 7,5×15 cm 4"×12"+3"×6" TIFFANY

## SUGESTÃO DE COMBINAÇÃO DE SÉRIES E FORMATOS

SERIES AND SIZES COMBINATION SUGGESTION  
 SUGGESTION DE COMBINAISON DE SÉRIES ET FORMATS  
 VORSCHLÄGE ZUM KOMBINIEREN DER SERIEN UND FORMATE


Fundos e Estrutura **TIFFANY M 10×30 cm**  
 Coordenados com **arquitectos M 20×40 e M 20×20 cm**  
 TIFFANY Plain Tiles and Structure M10×30 cm (4"×12")  
 Coordinated with **arquitectos M 20×40 cm (8"×16")** and **M 20×20 cm (8"×8")**




# 15×15 cm | M 20×20 cm 6"×6" | 8"×8" SPLASH · HERITAGE

## SUGESTÕES DE APLICAÇÃO

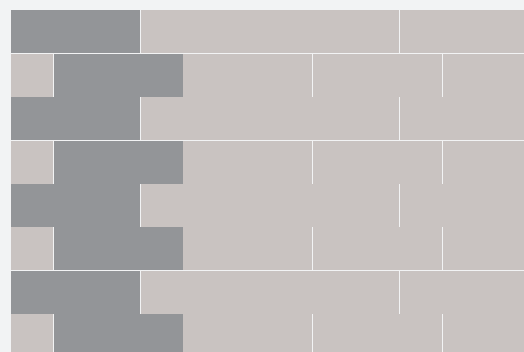
LAYING SUGGESTIONS  
 SUGGESTIONS DE POSE  
 VERLEGEPLAN




**CONTRAFIADO 50%**  
BRICKBONG EFFECT 50%



**CONTRAFIADO 30%**  
BRICKBONG EFFECT 30%




**ALINHADO**  
ALIGNED



**CONTRAFIADO 30%**  
BRICKBONG EFFECT 30%

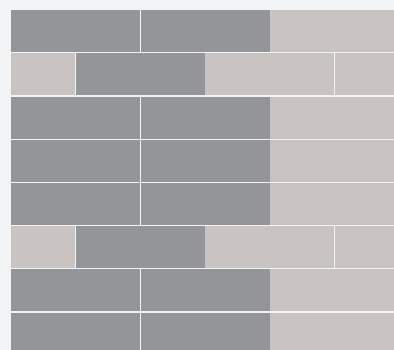
**Apenas no formato 15×15 cm**  
Only for 15×15 cm (6"×6") size



**ESPINHA**  
HERRINGBONE EFFECT

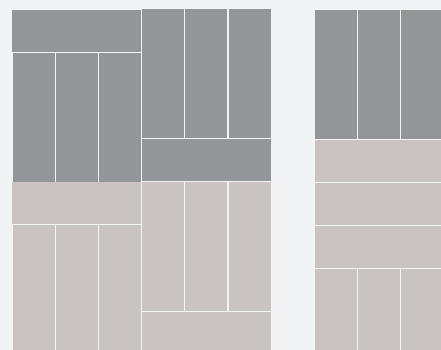


**CONTRAFIADO 50%**  
BRICKBONG EFFECT 50%




**MÓDULOS**  
MODULES

**Apenas no formato M 10×30 cm**  
Only for M10×30 cm (4"×12") size



**CONTRAFIADO 50%**  
BRICKBONG EFFECT 50%

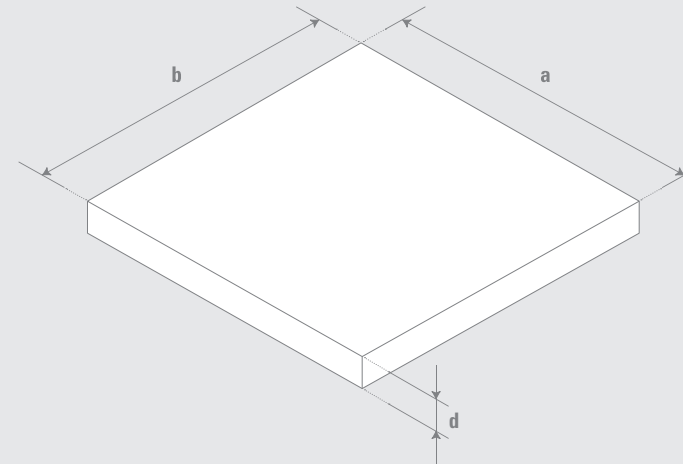
**Apenas no formato 15×15 cm**  
Only for 15×15 cm (6"×6") size



EN 14411:2012 Anexo G Grupo Bia UGL Porcelânico Pasta Corada Decorado \ Colored body Porcelain Stoneware Grès cérame décoré coloré dans la masse \ Durchgefärbtes dekoriertes Feinsteinzeug		EN 14411:2012 Anexo G Grupo Bia GL Porcelanato Vidrado \ Glazed Porcelain Stoneware Grès Cérame Émaillé \ Feinsteinzeug Glasiert														
EN 14411:2012 Anexo K - Grupo BIII GL (EN 14411:2016 Anexo L) Azulejos de Pasta Branca Bicozedura \ Double Fired White Body Wall Tiles Faïences en Pâte Blanche Bi-Cuissón \ Weiss-Scherbige Zweibrand Steingutfliessen																
Dimensão Nominal (N) Nominal Size (N)		7cm ≤ N < 15 cm			N ≥ 15 cm			Retificados Rectified		7cm ≤ N < 15 cm			N ≥ 15 cm		Retificados Rectified	
Desvio da Dimensão Nominal (N) Deviation From Nominal Size (N)	Modular <sup>(1)</sup> Modular <sup>(1)</sup>	Max.														
		2 - 5mm		2 - 5mm		2 - 5mm		2 - 5mm		2 - 5mm		2 - 5mm		2 - 5mm		
Desvio da Dimensão Nominal (N) Deviation From Nominal Size (N)	Modular <sup>(1)</sup> Modular <sup>(1)</sup>	Max.														
		± 2% (Max. 5mm)		± 2% (Max. 5mm)		± 2% (Max. 5mm)		± 2% (Max. 5mm)		± 2% (Max. 5mm)		± 2% (Max. 5mm)		± 2% (Max. 5mm)		
Característica \ Characteristics Caractéristique \ Eigenschaft		Norma Standard Norme Norm	EN ISO 10545-2	EN	CINCA	EN	CINCA	CINCA	EN	CINCA	EN	CINCA	CINCA			
Desvio da dimensão de fabrico (W) Deviation from work size (W) Écart de la dimension de fabrication (W) Abweichung zum Produktionsmass (W)	Max. Min.	%	Não aplicável Not applicable Non applicable Nicht zutreffend		± 0,5%	± 0,4%	Retificados ± 0,3%	Não aplicável Not applicable Non applicable Nicht zutreffend		± 0,6%	± 0,5%	Retificados ± 0,3%				
		mm	± 0,75	± 0,6	± 2,0	± 1,5	Retificados ± 1,0	± 0,9	± 0,7	± 2,0	± 1,5	Retificados ± 1,0				
Espessura Thickness Épaisseur Stärkegenauigkeit	Max. Min.	%	Não aplicável Not applicable Non applicable Nicht zutreffend		± 10%	± 10%	Retificados ± 10%	Não aplicável Not applicable Non applicable Nicht zutreffend		± 5%		Retificados ± 5%				
		mm	± 0,5		± 0,5		Retificados ± 0,5	± 0,5		± 0,5		Retificados ± 0,5				
Rectilinearidade dos lados Rectilignité des côtés Straightness of edges Kantengeradigkeit	Max. Min.	%	Não aplicável Not applicable Non applicable Nicht zutreffend		± 0,3%	± 0,2%	Retificados ± 0,2%	Não aplicável Not applicable Non applicable Nicht zutreffend		± 0,5%	± 0,4%	Retificados ± 0,3%				
		mm	± 0,5	± 0,4	± 1,5	± 1,1	Retificados ± 0,8	± 0,75	± 0,6	± 1,5%	± 1,1	Retificados ± 0,8%				
Angularidade Angularité Rectangularity Rechtwinkligkeit	Max. Min.	%	Não aplicável Not applicable Non applicable Nicht zutreffend		± 0,5%	± 0,4%	Retificados ± 0,3%	Não aplicável Not applicable Non applicable Nicht zutreffend		± 0,5%	± 0,4%	Retificados ± 0,3%				
		mm	± 0,75	± 0,6	± 2,0	± 1,5	Retificados ± 1,0	± 0,75	± 0,6	± 2,0	± 1,5	Retificados ± 1,0%				
Planaridade da Superfície Surface Flatness	Max.	%	Não aplicável Not applicable Non applicable Nicht zutreffend		+ 0,5%	+ 0,4%	Retificados + 0,4%	Não aplicável Not applicable Non applicable Nicht zutreffend		+ 0,5%	+ 0,4%	Retificados + 0,4%				
		mm	+ 0,75	+ 0,6	+ 2,0	+ 1,5	Retificados + 1,5	+ 0,75	+ 0,6	+ 2,0	+ 1,5	Retificados + 1,5				
	Min.	%	Não aplicável Not applicable Non applicable Nicht zutreffend		- 0,3%	- 0,2%	Retificados - 0,2%	Não aplicável Not applicable Non applicable Nicht zutreffend		- 0,5%	- 0,4%	Retificados - 0,4%				
		mm	- 0,50	- 0,4	- 1,5	- 1,1	Retificados - 1,1	- 0,75	- 0,6	- 2,0	- 1,5	Retificados - 1,5				
	Max.	%	Não aplicável Not applicable Non applicable Nicht zutreffend		+ 0,5%	+ 0,4%	Retificados ± 0,4%	Não aplicável Not applicable Non applicable Nicht zutreffend		+ 0,5%	+ 0,4%	Retificados + 0,4%				
		mm	+ 0,75	+ 0,6	+ 2,0	± 1,5	Retificados ± 1,5	+ 0,75	+ 0,6	+ 2,0	± 1,5	Retificados + 1,5				
Min.	%	Não aplicável Not applicable Non applicable Nicht zutreffend		- 0,3%	- ± 0,2%	Retificados - 0,2%	Não aplicável Not applicable Non applicable Nicht zutreffend		- 0,5%	- 0,4%	Retificados - 0,4%					
	mm	- 0,50	- 0,4	- 1,5	- ± 1,1	Retificados - 1,1	- 0,75	- 0,6	- 2,0	- 1,5	Retificados - 1,5					
Max. Min.	%	Não aplicável Not applicable Non applicable Nicht zutreffend		± 0,5%	± 0,4%	Retificados ± 0,4%	Não aplicável Not applicable Non applicable Nicht zutreffend		± 0,5%	± 0,4%	Retificados ± 0,4%					
	mm	± 0,75	± 0,6	± 2,0	± 1,5	Retificados ± 1,5	± 0,75	± 0,6	± 2,0	± 1,5	Retificados ± 1,5					

<sup>(1)</sup> O desvio da Dimensão de Fabrico (W) da Dimensão Nominal (N) inclui uma junta de... \ Deviation of Work Size (W) from Nominal Size (N) includes a joint of...

<sup>(2)</sup> A diferença entre a Dimensão de Fabrico (W) e a Dimensão Nominal (N) é menor que... \ Difference between Work Size (W) and Nominal Size (N) is less than...



Dimensão de Fabrico (W) = Dimensão da face visível (a e b) e espessura (d)  
Dimensão de Coordenação (C) = Dimensão de Fabrico (W) + Junta (J)

#### Formatos Modulares e Não Modulares

Podem ser considerados formatos modulares aqueles cuja dimensão nominal (de designação) é múltipla ou submúltipla do módulo M (M = 100mm segundo a ISO 1006) e cuja superfície é igual ou superior a 9000 mm<sup>2</sup>.  
Estes formatos são identificados por uma letra M antes da sua designação nominal (p.e.: M20 x 20 cm). Nos formatos modulares, a dimensão nominal inclui a junta, conforme as observações seguintes. Todos os restantes formatos são considerados não modulares.

Work size (W) = Dimension of the visible face (a and b) and thickness (d)  
Coordinating size (C) = Work Size (W) + Joint (J)

#### Modular and Non-modular Sizes

Sizes considered modular are those whose nominal dimensions are multiples or submultiples of M (according to the ISO 1006 standard, M = 100 mm) and with a surface area equal or superior to 9000 mm<sup>2</sup>.  
These sizes are identified by a letter M before their nominal designation (e.g.: M20 x 20 cm). In modular sizes, the nominal size includes the joint, as described in the following remarks. All other sizes are considered non-modular.  
Dimension de Fabrication (W) = Dimension de la face visible (a e b) et épaisseur (d)  
Dimension de Coordination (C) = Dimension de Fabrication (W) + Joint (J)

EN 14411:2012 Anexo G Grupo Bia UGL  
Porcelânico Pasta Corada Decorado \ Colored body Porcelain Stoneware  
Grès cérame décoré coloré dans la masse \ Durchgefärbtes dekoriertes Feinsteinzeug

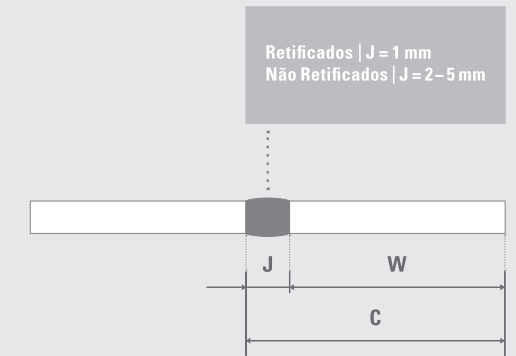
EN 14411:2012 Anexo G Grupo Bia GL  
Porcelanato Vidrado \ Glazed Porcelain Stoneware \ Grès Cérame Émaillé \ Feinsteinzeug Glasiert  
EN 14411:2012 Anexo K - Grupo BIII GL (EN 14411:2016 Anexo L)  
Azulejos de Pasta Branca Bicozedura \ Double Fired White Body Wall Tiles \ Faïences en Pâte Blanche Bi-Cuissón \ Weiss-Scherbige Zweibrand Steingutfliessen

Para formatos modulares, a dimensão nominal inclui uma largura de junta entre 2 e 5 mm. Neste formatos, a dimensão de fabrico do produto situa-se pois entre 2 a 5 mm abaixo da dimensão nominal de designação do produto (p.e. para um M 20 x 20 cm poderá ser 197 x 197 mm).

For modular sizes, the nominal dimensions of the modular sizes include a joint that varies from 2 to 5 mm. The production size is therefore 2 to 5 mm smaller than the nominal dimension of the size (e.g.: M 20 x 20 cm might be 197 x 197 mm).  
For non-modular sizes the difference between the production size and the nominal size cannot be higher than ± 2% or max. 5 mm.

Pour les sizes modulaires, la dimension nominale inclut une largeur de joint entre 2 et 5 mm. La dimension de fabrication du produit se situe donc entre 2 et 5 mm en dessous (ex: pour un M 20 x 20 cm elle pourra être 197 x 197 mm).  
Pour les sizes non modulaires l'écart entre la dimension de fabrication et la dimension nominale ne peut être supérieure à ± 2% ou max. 5 mm

Enthält das Nennmass der Modul-Formate eine Fugenbreite zwischen 2 und 5 mm. Das Produktionsmass des Produktes ist somit zwischen 2 und 5 mm kleiner als das Nennmass (z.B.: ein M 20 x 20 cm kann 197 x 197 mm sein).  
Für Formate die nicht modular sind darf der Unterschied zwischen dem Produktionsmass und dem Nennmass nicht grösser sein als ± 2% oder max. 5 mm.



#### Formats Modulaires et Non Modulaires

Peuvent être considérés modulaires les formats dont la dimension nominale est multiple ou sous multiple du module M (M = 100mm selon la norme ISO 1006) et dont la surface est égale ou supérieure à 9000 mm<sup>2</sup>. Ces formats sont identifiés pour la lettre M avant sa désignation nominale (ex: M 20 x 20 cm). Dans les formats modulaires, la dimension nominale inclut le joint, selon les observations suivantes. Tous les autres formats sont considérés non modulaires.

Produktionsmass (W) = Grösse der Sichtfläche (a und b) und Stärke (d)  
Koordinationsmass (C) = Produktionsmass (W) + Fuge (J)

#### Modulformate und Nicht-Modulformate

Formate gelten als modular wenn deren Nennmass ein Vielfaches oder Teiler des Moduls M (M = 100mm nach ISO 1006) und deren Oberfläche grösser oder gleich 9000 mm<sup>2</sup> ist. Diese Formate werden mit dem Buchstaben M vor dem Format gekennzeichnet (z.B.: M20 x 20 cm). Bei den Modul-Formaten, ist die Fuge bereits mitberücksichtigt, wie in den folgenden Anmerkungen beschrieben wird. Alle anderen Formate werden als nicht-modular betrachtet.

EN 14411:2012 Anexo G Grupo Bia UGL  
Porcelânico Pasta Corada Decorado \ Colored body Porcelain Stoneware  
Grès cérame décoré coloré dans la masse \ Durchgefärbtes dekoriertes Feinsteinzeug

EN 14411:2012 Anexo G Grupo Bia GL  
Porcelanato Vidrado \ Glazed Porcelain Stoneware \ Grès Cérame Émaillé \ Feinsteinzeug Glasiert



Dada a grande retração (7 a 8%) que sofre o material durante o processo de cozedura, a dimensão de fabrico (igual a calibre) é determinada no processo, durante a fase de escolha, e impressa em cada embalagem. (p.e.: o M 20 x 20 cm pode ter calibres 196, 197 ou 198 mm).


Due to the high contraction (7 to 8%) of the material during the firing process, the production size (also designated as the caliber) is determined within the process, when the final selection is made. The size (caliber) is printed onto each box (e.g.: M 20 x 20 cm may have calibers of 196, 197 or 198 mm).

Du fait de la grande rétraction (7 à 8%) dont souffre le matériel durant la cuisson, la dimension de fabrication (appelée aussi calibre) est déterminée pendant la phase de tri et imprimée sur chaque emballage (ex: le M 20 x 20 cm peut avoir les calibres 196, 197 ou 198 mm)

Auf der anderen Seite wird, wegen der grossen Schrumpfung (7 bis 8%) das das Material während des Brennens erleidet, das Produktionsmass (= Kaliber) während dem Prozess, in der Sortierung ermittelt und auf jeden Karton gedruckt (z.B.: M 20 x 20 cm kann die Kaliber 196, 197 oder 198mm haben).



Formato Size		Dimensão Nominal (N) Nominal Size (N)				Dimensão de Fabrico (W) Work Size (W)					
		Formatos Não Modulares Non-Modular Sizes		Formatos Modulares Modular Sizes							
cm	in	cm	in	cm	in	mm		in			
							Espessura Thickness		Espessura Thickness		
<b>EN 14411 : 2012 Anexo G Grupo Bia UGL</b> Porcelânico Pasta Corada Decorado \ Colored body Porcelain Stoneware Grès cérame décoré coloré dans la masse \ Durchgefärbtes dekoriertes Feinsteinzeug											
<b>Obs.1</b>											
<b>120x120x0,9 RTF</b>	47" x 47" RTF	0.35 in	120x120x0,9	47" x 47"	0.35 in	-	-	1198x1198	9	47.17x47.17 in	0.35 in
<b>60x120x0,9 RTF</b>	24" x 47" RTF	0.35 in	60x120x0,9	24" x 47"	0.35 in	-	-	598x1198	9	23.54x47.17 in	0.35 in
<b>49x99x0,9 RTF</b>	19" x 39" RTF	0.35 in	49x99x0,9	19" x 39"	0.35 in	-	-	493x987	9	19.41x38.86 in	0.35 in
 <b>24,5x99x0,9 RTF</b>	10" x 39" RTF	0.35 in	24,5x99x0,9	10" x 39"	0.35 in	-	-	246x987	9	9.69x38.86 in	0.35 in
<b>16x99x0,9 RTF</b>	6" x 39" RTF	0.35 in	16x99x0,9	6" x 39"	0.35 in	-	-	160x987	9	6.30x38.86 in	0.35 in
<b>49x49x0,9 RTF</b>	19" x 19" RTF	0.35 in	49x49x0,9	19" x 19"	0.35 in	-	-	493x493	9	19.41x19.41 in	0.35 in
<b>24,5x49x0,9 RTF</b>	10" x 19" RTF	0.35 in	24,5x49x0,9	10" x 19"	0.35 in	-	-	246x493	9	9.69x19.41 in	0.35 in
<b>60x60x0,8 RTF</b>	24" x 24" RTF	0.32 in	60x60x0,8	24" x 24"	0.32 in	-	-	598x598	8	23.54x23.54 in	0.32 in
<b>30x60x0,8 RTF</b>	12" x 24" RTF	0.32 in	30x60x0,8	12" x 24"	0.32 in	-	-	298x598	8	11.73x23.54 in	0.32 in
<b>60x60x0,8</b>	24" x 24"	0.32 in	60x60x0,8	24" x 24"	0.32 in	-	-	Obs.1		Obs.1	
<b>30x60x0,8</b>	12" x 24"	0.32 in	30x60x0,8	12" x 24"	0.32 in	-	-	Obs.1		Obs.1	
<b>33x33x0,8</b>	13" x 13"	0.32 in	33x33x0,8	13" x 13"	0.32 in	-	-	Obs.1		Obs.1	
<b>EN 14411 : 2012 Anexo G Grupo Bia GL</b> Porcelanato Vidrado \ Glazed Porcelain Stoneware Grès Cérame Émaillé \ Feinsteinzeug Glasiert											
<b>Obs.1</b>											
<b>60x120x0,9 RTF</b>	24" x 47" RTF	0.35 in	60x120x0,9	24" x 47"	0.35 in	-	-	598x1198	9	23.54x47.17 in	0.35 in
<b>58x118x0,9 RTF P</b>	23" x 46" RTF	0.35 in	58x118x0,9	23" x 46"	0.35 in	-	-	580x1180	9	22.83x46.46 in	0.35 in
 <b>20x120x0,9 RTF</b>	8" x 47" RTF	0.35 in	20x120x0,9	8" x 47"	0.35 in	-	-	198x1198	9	7.80x47.17 in	0.35 in
<b>49x99x0,9 RTF</b>	19" x 39" RTF	0.35 in	49x99x0,9	19" x 39"	0.35 in	-	-	493x987	9	19.41x38.86 in	0.35 in
<b>60x60x0,8 RTF</b>	24" x 24" RTF	0.32 in	60x60x0,8	24" x 24"	0.32 in	-	-	598x598	8	23.54x23.54 in	0.32 in
<b>15x60x0,8 RTF</b>	6" x 24" RTF	0.32 in	15x60x0,8	6" x 24"	0.32 in	-	-	148x598	8	18.90x18.90 in	0.32 in
<b>M 50x50x0,8</b>	20" x 20"	0.32 in	-	-	50x50x0,8	20" x 20"	0.32 in	Obs.1		Obs.1	
<b>M 45x45x0,8</b>	18" x 18"	0.32 in	-	-	45x45x0,8	18" x 18"	0.32 in	Obs.1		Obs.1	
<b>M 30x30x0,8</b>	12" x 12"	0.32 in	-	-	30x30x0,8	12" x 12"	0.32 in	Obs.1		Obs.1	
<b>M 30x30x0,7</b>	12" x 12"	0.28 in	-	-	30x30x0,7	12" x 12"	0.28 in	Obs.1		Obs.1	
<b>M 20x20x0,8</b>	8" x 8"	0.32 in	-	-	20x20x0,8	8" x 8"	0.32 in	Obs.1		Obs.1	
<b>M 20x20x0,6</b>	8" x 8"	0.24 in	-	-	20x20x0,6	8" x 8"	0.24 in	Obs.1		Obs.1	
<b>M 10x30x0,8</b>	4" x 12"	0.32 in	-	-	10x30x0,8	4" x 12"	0.32 in	Obs.1		Obs.1	
<b>M 10x30x0,7</b>	4" x 12"	0.28 in	-	-	10x30x0,7	4" x 12"	0.28 in	Obs.1		Obs.1	
<b>M 7,5x15x0,8</b>	3" x 6"	0.32 in	-	-	7,5x15x0,8	3" x 6"	0.32 in	Obs.1		Obs.1	
<b>20x120x0,9</b>	8" x 47"	0.35 in	20x120x0,9	8" x 47"	0.35 in	-	-	Obs.1		Obs.1	
<b>60x60x0,8</b>	24" x 24"	0.32 in	60x60x0,8	24" x 24"	0.32 in	-	-	Obs.1		Obs.1	
<b>30x60x0,8</b>	12" x 24"	0.32 in	30x60x0,8	12" x 24"	0.32 in	-	-	Obs.1		Obs.1	
<b>33x33x0,8</b>	13" x 13"	0.32 in	33x33x0,8	13" x 13"	0.32 in	-	-	Obs.1		Obs.1	
<b>7,5x25x1</b>	3" x 10"	0.39 in	7,5x25x1	3" x 10"	0.39 in	-	-	Obs.1		Obs.1	
<b>7,5x25x0,8</b>	3" x 10"	0.32 in	7,5x25x0,8	3" x 10"	0.32 in	-	-	Obs.1		Obs.1	
<b>7,5x25x0,7</b>	3" x 10"	0.28 in	7,5x25x0,7	3" x 10"	0.28 in	-	-	Obs.1		Obs.1	
<b>15x15x0,7</b>	6" x 6"	0.28 in	15x15x0,7	6" x 6"	0.28 in	-	-	Obs.1		Obs.1	

Formato Size		Dimensão Nominal (N) Nominal Size (N)				Dimensão de Fabrico (W) Work Size (W)					
		Formatos Não Modulares Non-Modular Sizes		Formatos Modulares Modular Sizes							
cm	in	cm	in	cm	in	mm		in			
							Espessura Thickness		Espessura Thickness		
<b>EN 14411 : 2012 Anexo L Grupo BIII GL</b> Azulejos de Pasta Branca Bicozedura \ Double Fired White Body Wall Tiles Faïences en Pâte Blanche Bi-Cuisson \ Weiss-Scherbige Zweibrand Steingutfliessen											
 <b>30x90x1</b>	12" x 35"	0.39 in	30x90x1	12" x 35"	0.39 in	-	-	298x898	10	11.73x35.35 in	0.39 in
<b>M 25x75x0,9</b>	10" x 30"	0.35 in	-	-	25x75x0,9	10" x 30"	0.35 in	247x747	9	9.72x29.40 in	0.35 in
<b>M 25x55x0,8</b>	10" x 22"	0.32 in	-	-	25x55x0,8	10" x 22"	0.32 in	247x547	8	9.72x21.54 in	0.32 in
<b>M 25x45x0,8</b>	10" x 18"	0.32 in	-	-	25x45x0,8	10" x 18"	0.32 in	247x447	8	9.72x17.60 in	0.32 in
<b>M 20x40x0,75</b>	8" x 16"	0.30 in	-	-	20x40x0,75	8" x 16"	0.30 in	197x397	7,5	7.76x15.63 in	0.30 in
<b>M 20x20x0,75</b>	8" x 8"	0.30 in	-	-	20x20x0,75	8" x 8"	0.30 in	197x197	7,5	7.76x7.76 in	0.30 in
<b>M 10x40x0,8</b>	4" x 16"	0.32 in	-	-	10x40x0,8	4" x 16"	0.32 in	97x397	8	3.82x15.63 in	0.32 in
<b>M 10x30x0,8</b>	4" x 12"	0.32 in	-	-	10x30x0,8	4" x 12"	0.32 in	97x297	8	3.82x11.69 in	0.32 in
<b>M 10x30x0,75</b>	4" x 12"	0.30 in	-	-	10x30x0,75	4" x 12"	0.30 in	97x297	7,5	3.82x11.69 in	0.30 in
<b>M 15x15x0,7</b>	6" x 6"	0.28 in	-	-	15x15x0,7	6" x 6"	0.28 in	147x147	7	5.79x5.79 in	0.28 in
<b>M 15x15x0,58</b>	6" x 6"	0.23 in	-	-	15x15x0,58	6" x 6"	0.32 in	147x147	5,8	5.79x5.79 in	0.32 in
<b>7,5x25x0,9 Diamond</b>	3" x 10" Diamond	0.35 in	7,5x25x0,9	3" x 10"	0.35 in	-	-	75x247	9	2.95x9.72 in	0.35 in
<b>7,5x15x0,58</b>	3" x 6"	0.23 in	7,5x15x0,58	3" x 6"	0.23 in	-	-	75x150	5,8	2.95x5.91 in	0.23 in
<b>7,5x15x0,58 Diamond</b>	3" x 6" Diamond	0.23 in	7,5x15x0,58	3" x 6"	0.23 in	-	-	75x150	5,8	2.95x5.91 in	0.23 in






















**Obs.1**



**EN 14411 : 2012 Anexo G Grupo Bia UGL**  
Porcelânico Pasta Corada Decorado \ Colored body Porcelain Stoneware  
Grès cérame décoré coloré dans la masse \ Durchgefärbtes dekoriertes Feinsteinzeug

**EN 14411 : 2012 Anexo G Grupo Bia GL**  
Porcelanato Vidrado \ Glazed Porcelain Stoneware  
Grès Cérame Émaillé \ Feinsteinzeug Glasiert

**Dada a grande retracção (7 a 8%) que sofre o material durante o processo de cozedura, a dimensão de fabrico (igual a calibre) é determinada no processo, durante a fase de escolha, e impressa em cada embalagem (p.e.: o M 20x20 cm pode ter calibres 196, 197 ou 198 mm).**

Due to the high contraction (7 to 8%) of the material during the firing process, the production size (also designated as the caliber) is determined within the process, when the final selection is made. The size (caliber) is printed onto each box (e.g.: M 20x20 cm may have calibers of 196, 197 or 198 mm).

EN 14411:2012 Anexo G Grupo Bia UGL Porcelânico Pasta Corada Decorado \ Colored body Porcelain Stoneware \ Grès cérame décoré coloré dans la masse \ Durchgefärbtes dekoriertes Feinsteinzeug								
EN 14411:2012 Anexo G Grupo Bia GL Porcelanato Vidrado \ Glazed Porcelain Stoneware \ Grès Cérame Émaillé \ Feinsteinzeug Glasiert								
EN 14411:2012 Anexo K - Grupo BIII GL (EN 14411:2016 Anexo L) Azulejos de Pasta Branca Bicozedura \ Double Fired White Body Wall Tiles Faïences en Pâte Blanche Bi-Cuission \ Weiss-Scherbige Zweibrand Steingutfliessen								
Característica \ Characteristics Caractéristique \ Eigenschaft	Norma Standard Norme Norm	Alínea da Norma Standard Item Paragraphe de la norme Absatz der Norm	EN	CINCA	EN	CINCA	EN	CINCA
 <b>Qualidade de superfície (1)</b> Surface quality (1) Qualité de la surface (1) Oberfläche (1)	EN ISO 10545-2	A.6	> 95%	> 95%	> 95%	> 95%	> 95%	> 95%
 <b>Dimensões</b> Dimensions Dimensions Abmessungen	EN ISO 10545-2	A.1 to A.5	<b>Ver Tabela</b> See Table Voir Tableau Siehe Tabelle	<b>Ver Tabela</b> See Table Voir Tableau Siehe Tabelle	<b>Ver Tabela</b> See Table Voir Tableau Siehe Tabelle	<b>Ver Tabela</b> See Table Voir Tableau Siehe Tabelle	<b>Ver Tabela</b> See Table Voir Tableau Siehe Tabelle	<b>Ver Tabela</b> See Table Voir Tableau Siehe Tabelle
 <b>Absorção de água (média)</b> Water absorption (average) Absorption d'eau (moyenne) Wasseraufnahme (Durchschnitt)	EN ISO 10545-3	B1	Eb> 10%	18% ≤ Eb< 20%	Eb ≤ 0,5%	Eb ≤ 0,2%	Eb ≤ 5,0%	Eb ≤ 0,2%
 <b>Módulo de rutura (N/mm²) médio</b> Modulus of rupture (N/mm²) average Module de rupture (N/mm²) moyenne Bruchmodul (N/mm²) Durchschnitt	EN ISO 10545-4	B2	> 12 N/mm²	≥ 13 N/mm²	> 35 N/mm²	≥ 38 N/mm²	> 35N/mm²	≥ 38N/mm²
 <b>Força de rutura (N) min. (2)</b> Breaking strength (N) min. (2) Force de Rupture (N) min. (2) Bruchlast (N) min. (2)	EN ISO 10545-4	B.2 a)	≥ 7,5 mm > 600 N	≥ 7,5 mm ≥ 660 N	> 1300 N	≥ 1430 N	> 1300	≥ 1430
		B.2 b)	< 7,5 mm > 200 N	< 7,5 mm ≥ 220 N				
 <b>Resistência à abrasão profunda (UGL) (3)</b> Resistance to deep abrasion (UGL) (3) Résistance à l'abrasion profonde (UGL) (3) Verschleissbeständigkeit (UGL) (3)	EN ISO 10545-6	B.4 a)	<b>Não aplicável</b> Not applicable Non applicable Nicht zutreffend	<b>Não aplicável</b> Not applicable Non applicable Nicht zutreffend	<b>Não aplicável</b> Not applicable Non applicable Nicht zutreffend	<b>Não aplicável</b> Not applicable Non applicable Nicht zutreffend	<b>Não aplicável</b> Not applicable Non applicable Nicht zutreffend	<b>Não aplicável</b> Not applicable Non applicable Nicht zutreffend
 <b>Resistência à abrasão superficial (UGL) (3)</b> Resistance to surface abrasion (UGL) (3) Résistance à l'abrasion superficielle (UGL) (3) Oberflächenverschleissbeständigkeit (UGL) (3)	EN ISO 10545-7	B.4 b)	<b>Não aplicável</b> Not applicable Non applicable Nicht zutreffend	<b>Classe de Abrasão</b> Abrasion Class Classe d'Abrasion Abriebklasse	<b>Ver Catálogo</b> See Catalog Voir Catalogue Siehe Katalog	<b>Classe de Abrasão</b> Abrasion Class Classe d'Abrasion Abriebklasse	<b>Ver Catálogo</b> See Catalog Voir Catalogue Siehe Katalog	<b>Classe de Abrasão</b> Abrasion Class Classe d'Abrasion Abriebklasse
 <b>Coefficiente de dilatação térmica linear (K<sup>-1</sup>)</b> Linear thermal expansion coefficient (K <sup>-1</sup> ) Coefficient de dilatation thermique linéaire (K <sup>-1</sup> ) Linearer Wärmeausdehnungskoeffizient (K <sup>-1</sup> )	EN ISO 10545-8	B.5	<b>Valor declarado</b> Declared value Valeur déclarée Angegebener Wert	<b>Valor declarado</b> Declared value Valeur déclarée Angegebener Wert	<b>Valor declarado</b> Declared value Valeur déclarée Angegebener Wert	<b>Valor declarado</b> Declared value Valeur déclarée Angegebener Wert	<b>Valor declarado</b> Declared value Valeur déclarée Angegebener Wert	<b>Valor declarado</b> Declared value Valeur déclarée Angegebener Wert
 <b>Resistência ao choque térmico</b> Thermal shock resistance Résistance aux écarts de température Temperaturwechselbeständigkeit	EN ISO 10545-9	B.6	<b>Requerida</b> Required Exigée Gefordert	<b>Conforme</b> Conforms Conforme Entspricht	<b>Requerida</b> Required Exigée Gefordert	<b>Conforme</b> Conforms Conforme Entspricht	<b>Requerida</b> Required Exigée Gefordert	<b>Conforme</b> Conforms Conforme Entspricht
 <b>Resistência à fendilhagem</b> Resistance to tressailagem Tensile strength Haarissfestigkeit	EN ISO 10545-11	B.7	<b>Requerida</b> Required Exigée Gefordert	<b>Conforme</b> Conforms Conforme Entspricht	<b>Requerida</b> Required Exigée Gefordert	<b>Conforme</b> Conforms Conforme Entspricht	<b>Requerida</b> Required Exigée Gefordert	<b>Conforme</b> Conforms Conforme Entspricht
 <b>Resistência ao gelo (4)</b> Resistance to ice (4) Résistance au gel (4) Frostbeständigkeit (4)	EN ISO 10545-12	B.8	<b>Valor declarado</b> Declared value Valeur déclarée Angegebener Wert	<b>Não</b> No Non Nein	<b>Requerida</b> Required Exigée Gefordert	<b>Conforme</b> Conforms Conforme Entspricht	<b>Requerida</b> Required Exigée Gefordert	<b>Conforme</b> Conforms Conforme Entspricht
 <b>Escorregamento (3)</b> Slipperiness (3) Glissance (3) Rutschung (3)	DIN 51130 DIN 51097 CEN/TS 16165	B.9	<b>Não aplicável</b> Not applicable Non applicable Nicht zutreffend	<b>Valor declarado</b> Declared value Valeur déclarée Angegebener Wert	<b>Ver Catálogo</b> See Catalog Voir Catalogue Siehe Katalog	<b>Valor declarado</b> Declared value Valeur déclarée Angegebener Wert	<b>Ver Catálogo</b> See Catalog Voir Catalogue Siehe Katalog	<b>Valor declarado</b> Declared value Valeur déclarée Angegebener Wert
 <b>Resistência da colagem – cimentos cola tipo C2 (5)</b> Resistance du collage – ciment colle type C2 (5) Bond strength – cementitious adhesives type C2 (5) Klebebeständigkeit – Klebemörtel typ C2 (5)	EN 12004 4.1	B.10 a)	<b>Valor declarado</b> Declared value Valeur déclarée Angegebener Wert	<b>Valor declarado</b> Declared value Valeur déclarée Angegebener Wert	<b>Valor declarado</b> Declared value Valeur déclarée Angegebener Wert	<b>Valor declarado</b> Declared value Valeur déclarée Angegebener Wert	<b>Valor declarado</b> Declared value Valeur déclarée Angegebener Wert	<b>Valor declarado</b> Declared value Valeur déclarée Angegebener Wert
		B.10 b)	> 1 N/mm²	> 1 N/mm²	> 1 N/mm²	> 1 N/mm²	> 1 N/mm²	> 1 N/mm²
 <b>Resistência da colagem colas em dispersão aquosa tipo D1 (5)</b> Resistance du collage – colles en dispersion aqueuse type D1 (5) Bond strength – dispersion adhesives type D1 (5) Klebebeständigkeit – wasserfälliger Kleber typ D1 (5)	EN 12004 4.2	B.10 b)	<b>Valor declarado</b> Declared value Valeur déclarée Angegebener Wert	<b>Valor declarado</b> Declared value Valeur déclarée Angegebener Wert	<b>Valor declarado</b> Declared value Valeur déclarée Angegebener Wert	<b>Valor declarado</b> Declared value Valeur déclarée Angegebener Wert	<b>Valor declarado</b> Declared value Valeur déclarée Angegebener Wert	<b>Valor declarado</b> Declared value Valeur déclarée Angegebener Wert
		B.10 c)	> 1 N/mm²	> 1 N/mm²	> 1 N/mm²	> 1 N/mm²	> 1 N/mm²	> 1 N/mm²
 <b>Resistência da colagem colas de resinas de reação tipo R2 (5)</b> Resistance du collage – colles de résines de réaction type R2 (5) Bond strength – reaction resin adhesives type R2 (5) Klebebeständigkeit – Reaktionsharzkleber typ R2 (5)	EN 12004 4.3	B.10 c)	<b>Valor declarado</b> Declared value Valeur déclarée Angegebener Wert	<b>Valor declarado</b> Declared value Valeur déclarée Angegebener Wert	<b>Valor declarado</b> Declared value Valeur déclarée Angegebener Wert	<b>Valor declarado</b> Declared value Valeur déclarée Angegebener Wert	<b>Valor declarado</b> Declared value Valeur déclarée Angegebener Wert	<b>Valor declarado</b> Declared value Valeur déclarée Angegebener Wert
		B.10 d)	> 2 N/mm²	> 2 N/mm²	> 2 N/mm²	> 2 N/mm²	> 2 N/mm²	> 2 N/mm²
 <b>Dilatação com a Humidade</b> Moisture Expansion Dilatation à l'Humidité Ausdehnung bei Feuchtigkeit	EN ISO 10545-10	B.11	<b>Valor declarado</b> Declared value Valeur déclarée Angegebener Wert	<b>Valor declarado</b> Declared value Valeur déclarée Angegebener Wert	<b>Valor declarado</b> Declared value Valeur déclarée Angegebener Wert	<b>Valor declarado</b> Declared value Valeur déclarée Angegebener Wert	<b>Valor declarado</b> Declared value Valeur déclarée Angegebener Wert	<b>Valor declarado</b> Declared value Valeur déclarée Angegebener Wert
 <b>Pequenas Variações de Cor (6)</b> Small Colour Differences (6) Faibles Variations de Couleur (6) Geringe Farbvariationen (6)	EN ISO 10545-16	GL B.12 a)	<b>Conforme</b> Conform Conforme Entspricht	<b>Conforme</b> Conform Conforme Entspricht	<b>Conforme</b> Conform Conforme Entspricht	<b>Conforme</b> Conform Conforme Entspricht	<b>Conforme</b> Conform Conforme Entspricht	<b>Conforme</b> Conform Conforme Entspricht
		UGL B.12 b)	ΔEcmc<0,75	ΔEcmc<0,75	ΔEcmc<0,75	ΔEcmc<0,75	ΔEcmc<1,0	ΔEcmc<1,0
 <b>Resistência ao impacto (coeficiente de restituição) (3)</b> Impact resistance (restitution coefficient) (3) Résistance au choc (coefficient de restitution) (3) Impaktbeständigkeit (3)	EN ISO 10545-5	B.13	<b>Não aplicável</b> Not applicable Non applicable Nicht zutreffend	<b>Valor declarado</b> Declared value Valeur déclarée Angegebener Wert	<b>Valor declarado</b> Declared value Valeur déclarée Angegebener Wert	<b>Valor declarado</b> Declared value Valeur déclarée Angegebener Wert	<b>Valor declarado</b> Declared value Valeur déclarée Angegebener Wert	<b>Valor declarado</b> Declared value Valeur déclarée Angegebener Wert
 <b>Reação ao fogo (7)</b> Reaction to fire (7) Réaction au feu (7) Reaktion auf Feuer (7)	CWT	B.14	<b>Classe A1</b> Class A1 Classe A1 Klasse A1	<b>Classe A1</b> Class A1 Classe A1 Klasse A1	<b>Classe A1</b> Class A1 Classe A1 Klasse A1	<b>Classe A1</b> Class A1 Classe A1 Klasse A1	<b>Classe A1</b> Class A1 Classe A1 Klasse A1	<b>Classe A1</b> Class A1 Classe A1 Klasse A1
 <b>Tactilidade</b> Tactility Tactilité Tastgefühl	CEN/TS 15209	B.15	<b>Não aplicável</b> Not applicable Non applicable Nicht zutreffend	<b>Declarar superfície</b> Declare surface Déclarer surface Oberfläche angeben	<b>Declarar superfície</b> Declare surface Déclarer surface Oberfläche angeben	<b>Declarar superfície</b> Declare surface Déclarer surface Oberfläche angeben	<b>Declarar superfície</b> Declare surface Déclarer surface Oberfläche angeben	<b>Declarar superfície</b> Declare surface Déclarer surface Oberfläche angeben
 <b>Resistência às manchas</b> Stain resistance Résistance aux tâches Fleckenbeständigkeit	EN ISO 10545-14	GL C.1 a)	<b>Min. Classe 3</b> Min. Classe 3 Min. Klasse 3	<b>Classe 5</b> Class 5 Min. Classe 5	<b>Classe 5</b> Class 5 Min. Classe 5	<b>Classe 5</b> Class 5 Min. Classe 5	<b>Valor declarado</b> Declared value Valeur déclarée Angegebener Wert	<b>Min. Classe 3</b> Min. Classe 3 Min. Klasse 3
		UGL C.1 b)	<b>Min. Classe 3</b> Min. Classe 3 Min. Klasse 3	<b>Classe 5</b> Class 5 Min. Classe 5	<b>Classe 5</b> Class 5 Min. Classe 5	<b>Valor declarado</b> Declared value Valeur déclarée Angegebener Wert	<b>Min. Classe 3</b> Min. Classe 3 Min. Klasse 3	

EN 14411:2012 Anexo G Grupo Bia UGL Porcelânico Pasta Corada Decorado \ Colored body Porcelain Stoneware \ Grès cérame décoré coloré dans la masse \ Durchgefärbtes dekoriertes Feinsteinzeug								
EN 14411:2012 Anexo G Grupo Bia GL Porcelanato Vidrado \ Glazed Porcelain Stoneware \ Grès Cérame Émaillé \ Feinsteinzeug Glasiert								
EN 14411:2012 Anexo K - Grupo BIII GL (EN 14411:2016 Anexo L) Azulejos de Pasta Branca Bicozedura \ Double Fired White Body Wall Tiles Faïences en Pâte Blanche Bi-Cuission \ Weiss-Scherbige Zweibrand Steingutfliessen								
Característica \ Characteristics Caractéristique \ Eigenschaft	Norma Standard Norme Norm	Alínea da Norma Standard Item Paragraphe de la norme Absatz der Norm	EN	CINCA	EN	CINCA	EN	CINCA
<b>Fracas concentrações de ácidos e bases</b> Low acid and base concentrations Basses concentrations d'acides et de bases Niedrige Konzentrationen von Säuren und Laugen	EN ISO 10545-13	C.2 a)	<b>Valor declarado</b> Declared value Valeur déclarée Angegebener Wert	<b>GLA</b>	<b>Valor declarado</b> Declared value Valeur déclarée Angegebener Wert	<b>GLA</b>	<b>Valor declarado</b> Declared value Valeur déclarée Angegebener Wert	<b>Valor declarado</b> Declared value Valeur déclarée Angegebener Wert
 <b>Resistência a Ácidos e Bases com Alta Concentração (8)</b> Resistance to Acids and Alkalis of High Concentration (8) Résistance aux Acides et Bases de Haute Concentration (8) Beständigkeit gegen hohe Konzentrationen von Säuren und Laugen (8)		C.2 b)	<b>Valor declarado</b> Declared value Valeur déclarée Angegebener Wert	<b>NPD</b>	<b>Valor declarado</b> Declared value Valeur déclarée Angegebener Wert	<b>NPD</b>	<b>Valor declarado</b> Declared value Valeur déclarée Angegebener Wert	<b>Valor declarado</b> Declared value Valeur déclarée Angegebener Wert
<b>Produtos de limpeza e aditivos de piscinas</b> Household chemicals and swimming pool additives Produits de nettoyage et additifs pour eau de piscine Reinigungsprodukte und Wasserzusatz für Schwimmbäder		C.2 c)	<b>Min. Class B</b> Min. Class B Min. Classe B Min. Klasse B	<b>GA</b>	<b>Min. Class B</b> Min. Class B Min. Classe B Min. Klasse B	<b>GA</b>	<b>Min. Class B</b> Min. Class B Min. Classe B Min. Klasse B	<b>Min. Class B</b> Min. Class B Min. Classe B Min. Klasse B
 <b>Libertação de cádmio e chumbo (9)</b> Release of cadmium and lead (9) Dégagement de cadmium et plomb (9) Abgabe von Cadmium und Blei (9)	EN ISO 10545-15	C.3 a)	<b>Valor declarado</b> Declared value Valeur déclarée Angegebener Wert	<b>Cádmio</b> Cadmium <b>≤ 0,005 mg/dm²</b>	<b>Valor declarado</b> Declared value Valeur déclarée Angegebener Wert	<b>Cádmio</b> Cadmium <b>≤ 0,005 mg/dm²</b>	<b>Não aplicável</b> Not applicable Non applicable Nicht zutreffend	
		C.3 b)	<b>Chumbo</b> Lead <b>≤ 0,05 mg/dm²</b>	<b>Chumbo</b> Lead <b>≤ 0,05 mg/dm²</b>	<b>Chumbo</b> Lead <b>≤ 0,05 mg/dm²</b>	<b>Chumbo</b> Lead <b>≤ 0,05 mg/dm²</b>		
 <b>Libertação de Outras Substâncias Perigosas (9) (10) (11) (12)</b> Release of Other Dangerous Substances (9) (10) (11) (12) Dégagement d'Autres Substances Dangereuses (9) (10) (11) (12) Abgabe von anderen gefährlichen Substanzen (9) (10) (11) (12)	EN ISO 10545-15	C.3 c)	<b>Se Relevante</b> If Relevant Si Pertinent Falls Relevant	<b>NPD</b>	<b>Valor declarado</b> Declared value Valeur déclarée Angegebener Wert	<b>NPD</b>	<b>Valor declarado</b> Declared value Valeur déclarée Angegebener Wert	
		<b>Se Relevante</b> If Relevant Si Pertinent Falls Relevant	<b>NPD</b>	<b>Valor declarado</b> Declared value Valeur déclarée Angegebener Wert	<b>NPD</b>	<b>Valor declarado</b> Declared value Valeur déclarée Angegebener Wert		

**NPD = Desempenho Não Determinado** \ No Performance Declared \ Performance Non Déterminée \ Keine Leistung Festgelegt

**Contactar a CINCA para mais informações** \ Contact CINCA for more informations \ Contacter CINCA pour plus d'informations. \ Für weitere Informationen bitte CINCA kontaktieren.

**AVISO \ DISCLAIMER \ AVIS \ WARNING: Especificações sujeitas a alterações sem aviso prévio. A presente informação é fornecida sem qualquer garantia adicional de adequação a qualquer uso específico. Em nenhum caso a CINCA poderá ser responsabilizada por qualquer dano direto, indireto ou consequente decorrente de, ou de qualquer forma relacionado com, o uso dos seus produtos.** \ Specifications subject to change without further notice. This information is issued as is and without any further warranty of fitness for a particular purpose, under no circumstances shall CINCA be liable for any direct, indirect, or consequential damage whatsoever arising out of or in any way related to the use of their product. \ Spécifications soumises à modifications sans avis préalable. La présente information est fournie sans aucune garantie supplémentaire d'adaptation à n'importe quelle utilisation spécifique. En aucun cas CINCA ne pourra être responsable pour n'importe quel dégat direct, indirect, résultant ou lié à l'utilisation de ses produits. \ Angaben können ohne Bekantgebung geändert werden. Diese Informationen werden ohne jede Gewährleistung der Eignung für einen bestimmten Zweck zur Verfügung gestellt. In keinem Fall darf CINCA haftbar gemacht werden für direkte, indirekte oder in jeglicher Form stehenden Zusammenhang mit Schäden oder Folgeschäden durch die Verwendung seiner Produkte.

(1) **Percentagem de ladrilhos livres de defeito visual que possa afectar o aspecto duma área importante. Pequenas variações de cor em virtude do processo de cozedura, irregularidades intencionais de cor, manchas ou pontos coloridos podem ser característicos de um determinado produto e não são considerados como defeito.** \ Percentage of tiles free from any visual defect that could impair the appearance of a major area of tiles. Slight color variations due to the firing process, intentional irregularities of colors, spots or colored dots could be characteristic of a given product and are not considered as a defect. \ Pourcentage de carreaux libres de défaut visuel qui puisse altérer l'aspect d'une surface importante. Faibles variations de couleurs dues au procédé de cuisson, irrégularités intentionnelles de couleur, tâches ou points colorés peuvent être considérés comme une caractéristique du produit et non un défaut. \ Prozentsatz der mangelfreien Fliesen, die die visuelle Erscheinung eines wichtigen Bereich beeinflussen können. Geringe Farbabweichungen aufgrund des Brennvorgangs. Unregelmäßigkeiten bei Intensität der Farben, Flecken oder Punkte können Eigenschaften eines bestimmten Produktes sein und werden nicht als Fehler anerkannt.

(2) **A resistência à flexão varia de formato para formato. Os valores declarados são os valores mínimos para cada categoria de espessura. Para mais informações por favor contacte os serviços comerciais da CINCA.** \ The breaking strength varies from size to size. The stated values are minimum values for each thickness category. For more informations please contact CINCA commercial services. \ La résistance à la flexion varie de format à format. Les valeurs déclarées sont les valeurs minimales pour chaque catégorie d'épaisseur. Pour plus d'informations, merci de contacter les services commerciaux de Cinca. \ Die Biegefestigkeit ist von Format zu Format unterschiedlich. Die angegebenen Werte sind die Mindestwerte je Stärkategorie. Für weitere Informationen wenden Sie sich bitte an die Vertriebsabteilung von CINCA.

(3) **Apenas aplicável a pavimentos.** \ Only applicable to floor tiles. \ Seulement applicable pour les carreaux de sol. \ Nur für Bodenfliesen anwendbar.

(4) **Apenas aplicável a produtos destinados à aplicação no exterior.** \ Only applicable to tiles intended to use on exterior areas. \ Seulement applicable pour les produits appliqués en extérieur. \ Nur für Produkte die für die Anwendung im Außenbereich geeignet sind.

(5) **A determinação laboratorial da aderência dos ladrilhos cerâmicos aos cimentos-cola é de teor indicativo e apenas relevante em circunstâncias específicas, designadamente, segundo a norma harmonizada, "apenas quando o ladrilho for utilizado em paredes sujeitas a requisitos contra a queda de objetos em áreas transitáveis." Os valores obtidos e declarados resultam de ensaios em condições laboratoriais ideais e poderá não existir correlação entre a aderência declarada e o desempenho do cerâmico em uso, pois fatores como as técnicas de aplicação e tipos de suporte influenciam fortemente o desempenho final.** \ The laboratory determination regarding the adhesion of ceramic tiles to mortar/cement glue is merely indicative and relevant only under certain specific circumstances, namely, according to the harmonized standard, "only when the tile is used on walls subject to requisites against the fall of objects in trafficable areas.". The results obtained and declared are a result of tests carried out under ideal laboratory conditions, and therefore a correlation between the declared adhesion results and the performance of the tile in use may not exist, since application techniques and the different types of support can strongly influence the final performance. \ L'adhérence du carrelage aux mortiers colles est à titre indicatif et exclusivement indispensable, notamment, selon la norme harmonisée «quand le carrelage est utilisé pour des murs soumis aux exigences contre la chute d'objet dans des zones circulables». Les résultats obtenus et déclarés proviennent d'essais en laboratoire, donc il est possible que il n'existe aucune corrélation entre l'adhérence déclarée et la performance du carrelage, car la mise-en-œuvre et le type de support sont des facteurs qui influencent fortement la performance finale. \ Die laboratorische Bestimmung der Haftung der Keramikfliesen am Zementkleber ist nur als indikativ zu betrachten und nur in bestimmten Fällen relevant, insbesondere nach der harmonisierten Norm, „nur bei Anwendung der Fliesen an Wände, die die Anforderungen gegen herabfallende Gegenstände in begehb- oder befahrbaren Bereichen erfüllen.“ Die erhaltenen und angegebenen Werte, sind Resultate aus Labortests unter optimalen Laborbedingungen. Es kann daher nicht gewährleistet werden, das die angegebene Haftung, den tatsächlichen Ergebnissen vor Ort entspricht, da verschiedene Faktoren, wie z.B. die Verletechnik und die verschiedenen verwendeten Materialien, die tatsächliche Haftung g erheblich beeinflussen.

(6) **Apenas para cores lisas onde pequenas diferenças de cor sejam importantes na especificação.** \ Only for plain color tiles where small colour differences are important in a specification. For more informations please contact CINCA commercial services. \ Seulement pour les teintes unies où les faibles différences de couleurs sont importantes dans la prescription. Pour plus d'informations, merci de contacter les services commerciaux de Cinca. \ Nur für Unifarben bei denen geringe Farbsunterschiede wichtig in der Spezifikation sind. Für weitere Informationen wenden Sie sich bitte an die Vertriebsabteilung von CINCA.





(7) **Os ladrilhos cerâmicos, dado serem incombustíveis, são classificados na classe A1 "nenhuma contribuição para o fogo" e são considerados sem necessidade de teste (CWT) de acordo com a Decisão da Comissão 96/603/CE, como emendada.** \ Given ceramic tiles are non combustible, they're classified in Class A1 "no contribution towards fire" and as such the CWT test is not required in accordance with the Decision of the Commission 96/603/CE, as amended. \ Les carreaux céramiques sont incombustibles et appartiennent donc à la classe A1 "aucune contribution à l'incendie", ils sont exemptés du test (CWT) en accord avec la Décision de la Commission 96/603/CE, comme amendée. \ Keramikfliesen sind nicht brennbar und werden daher als Material der Klasse A1 "nicht Brand fördernd" eingestuft. Sie unterliegen keiner Prüfungsnotwendigkeit (CWT), gemäß der überarbeiteten Entscheidung der Kommission 96/603/CE.













(8) **O ensaio para altas concentrações de ácidos e bases é apenas aplicável a produtos que se destinem a ser usados em situações potencialmente corrosivas. Para mais informações por favor contacte os serviços comerciais da CINCA.** \ The test for high concentration of acids and alkalis is only intended for ceramic tiles which are to be used in potentially corrosive conditions. For more informations please contact CINCA commercial services. \ Le test pour les hautes concentrations d'acides et de bases est seulement fait pour les produits destinés à être utilisés en situation potentiellement corrosive. Pour plus d'informations, merci de contacter les services commerciaux de Cinca. \ Die Prüfung gegen hohe Konzentrationen von Säuren und Laugen ist nur anwendbar für Produkte, die dafür gedacht sind in potenziell korrosiven Situationen verwendet zu werden. Für weitere Informationen wenden Sie sich bitte an die Vertriebsabteilung von CINCA.

(9) **Apenas para ladrilhos cerâmicos que se destinem a ser usados em mesas de trabalho ou paredes em locais onde ocorra a preparação de alimentos e onde estes estejam em contacto direto com a superfície vidrada. Os valores apresentados são indicativos e podem ser alterados sem aviso prévio. Caso tenha intenção de utilizar os produtos nestas circunstâncias por favor contacte os serviços comerciais da CINCA.** \ Only for glazed ceramic tiles when intended to use on worktops and/or wall surfaces where food preparation takes place and food may be in direct contact with the glazed surface of the tile. Please take note that these figures are subject to changes without further notice. Please contact CINCA commercial services if you intend any of the referred uses. \ Seulement valable pour les carreaux en céramique destinés à être utilisés comme plan de travail ou sur des murs situés dans des zones de préparation de produits alimentaires et où ceux-ci sont en contact direct avec la surface émaillée. Les valeurs présentées sont indicatives et elles peuvent être changées sans avis préalable. Dans le cas où vous avez l'intention d'utiliser les produits dans ces circonstances, merci de contacter les services commerciaux de CINCA. \ Nur für Keramikfliesen, die dafür bestimmt sind, auf Arbeitsflächen oder Wänden benutzt zu werden, in Räumen in denen Lebensmittel verarbeitet werden und diese in direktem Kontakt zur Glasierung kommen. Es handelt sich hierbei um Richtwerte, die ohne Vorankündigung geändert werden können. Wenn Sie die Produkte für diese Verwendung benutzen möchten, kontaktieren Sie bitte zunächst die Vertriebsabteilung von CINCA.

(10) **Apenas serão realizados ensaios quando relevante considerando regulamentos europeus ou leis, regulamentos ou provisões administrativas. Os ensaios relevantes serão executados a pedido do cliente após a análise das leis ou regulamentos localmente aplicáveis. Para mais informações por favor contacte os serviços comerciais da CINCA.** \ Only tested when relevant considering european regulations or national laws, regulations or administrative provisions. The relevant tests could be conducted by request from customers after analysis of the local applicable laws and regulations. Please contact CINCA commercial services for more information. \ Les tests seront seulement réalisés s'ils s'avèrent pertinents face aux réglementations européennes ou face aux lois, règlements et dispositions administratives. Les tests seront alors exécutés sur demande du client après l'analyse des lois ou des règlements applicables localement. Pour plus d'informations, merci de contacter les services commerciaux de Cinca. \ Prüfungen werden nur durchgeführt falls notwendig, und unter Beachtung der europäischen Vorschriften oder Gesetze, Verordnungen oder Verwaltungsvorschriften. Die entsprechenden Prüfungen werden auf Kundenwunsch, nach Beachtung der örtlich geltenden Gesetze oder Vorschriften durchgeführt. Für weitere Informationen kontaktieren Sie bitte die Vertriebsabteilung von CINCA.

(11) **Ao abrigo do Regulamento (CE) N.º 1907/2006 do Parlamento Europeu e do Conselho de 18 de Dezembro de 2006 (REACH), artigo 3º, n.º 3 os pavimentos e revestimentos cerâmicos são considerados artigos, não se prevendo a libertação de quaisquer substâncias em condições de utilização normais ou razoavelmente previsíveis, razão pela qual não é necessária qualquer ficha de dados de segurança para a sua colocação no mercado, transporte ou utilização.** \ Under Regulation (EC) No. 1907/2006 of the European Parliament and of the Council of 18th of December 2006 (REACH), article 3, number 3, floor and wall tiles are considered articles and are not expected to release any substances when used in normal and reasonably predicted conditions, reason why any safety data sheet for its fixing, transport or use in the market, is not necessary. \ Sous la Réglementation (CE) N° 1907/2006 du Parlement Européen et du Conseil du 18 Décembre 2006 (REACH), article 3°, paragraphe 3, les sols et revêtements céramiques sont considérés comme des articles dont la libération de quelques substances en conditions d'utilisation normales ou raisonnablement prévisibles n'est pas prévue, raison pour laquelle aucune fiche de données de sécurité n'est nécessaire. \ Gemäß der Verordnung (EG) Nr. 1907/2006 des Europäischen Parlamentes und des Rates vom 18. Dezember 2006 (REACH), Artikel 3, Nr. 3, sind keramische Wand- und Bodenfliesen als Artikel eingestuft, die bei normaler Verwendung keinerlei Stoffe absondern und deshalb keinerlei Sicherheitsdatenblatt benötigen, um auf den Markt gebracht,

ANSI A137.1:2021 Pressed Porcelain Floor Tile Class P1 - Impervious - w.a. ≤ 0.5%									
ANSI A137.1:2021 Glazed Wall Tile Class P4 - Non-Vitreous - 7.0% < w.a. ≤ 20.0%									
Characteristics	Test Method	Minimum	Maximum	Obs.	CINCA Results	Minimum	Maximum	Obs.	CINCA Results
<b>RECTIFIED TILES (Nominal Size &lt; 6 in [15 cm])</b>									
<b>Nominal Size</b>	ASTM C499	-2.00%	+2.00%	-	±2.00% (Max. ±3 mm)	-3.00%	+2.00%	-	±2.00% (Max. ±3 mm)
<b>Caliber Range</b>	ASTM C499	-0.015 in (-0.4 mm)	+0.015 in (+0.4 mm)	-	Max. ±0.4 mm	-0.015 in (-0.4 mm)	+0.015 in (+0.4 mm)	-	Max. ±0.4 mm
 <b>Warpage Edge</b>	ASTM C485	-0.018 in (-0.5 mm)	+0.024 in (+0.6 mm)	-	Max. -0.4/+0.6 mm	-0.024 in (-0.6 mm)	+0.024 in (+0.6 mm)	-	Max. ±0.6 mm
<b>Warpage Diagonal</b>	ASTM C485	-0.018 in (-0.5 mm)	+0.024 in (+0.6 mm)	-	Max. -0.4/+0.6 mm	-0.024 in (-0.6 mm)	+0.024 in (+0.6 mm)	-	Max. ±0.6 mm
<b>Wedging</b>	ASTM C502	-0.015 in (-0.4 mm)	+0.015 in (+0.4 mm)	-	Max. -0.4/+0.6 mm	-0.015 in (-0.4 mm)	+0.015 in (+0.4 mm)	-	Max. ±0.4 mm
<b>RECTIFIED TILES (Nominal Size ≥ 6 in [15 cm])</b>									
<b>Nominal Size</b>	ASTM C499	-2.00%	+2.00%	-	±2.00% (Max. ±5 mm)	-3.00%	+2.00%	-	±2.00% (Max. 5 mm)
<b>Caliber Range</b>	ASTM C499	-0.25% or -0.03 in (-0.8 mm)	+0.25% or +0.03 in (+0.8 mm)	1	±0.25%	-0.25% or -0.03 in (-0.8 mm)	+0.25% or +0.03 in (+0.8 mm)	1	±0.25% (Max. ±0.8 mm)
 <b>Warpage Edge</b>	ASTM C485	-0.30% or -0.04 in (-1.0 mm)	+0.40% or +0.05 in (+1.3 mm)	1	-0.20%/+0.40%	*-0.40% or -0.05 in (-1.3 mm*) or (-1.8 mm**)	*+0.40% or +0.05 in (+1.3 mm*) or (+1.8 mm**)	1	±0.40% (Max. ±1.3 mm)
<b>Warpage Diagonal</b>	ASTM C485	-0.30% or -0.05 in (-1.3 mm)	+0.40% or +0.07 in (+1.8 mm)	1	-0.20%/+0.40%	-0.40% or -0.07 in (-1.8 mm)	+0.40% or +0.07 in (+1.8 mm)	1	±0.40% (Max. ±1.3 mm)
<b>Wedging</b>	ASTM C502	-0.25% or -0.03 in (-0.8 mm)	+0.25% or +0.03 in (+0.8 mm)	1	±0.40%	-0.25% or -0.03 in (-0.8 mm)	+0.25% or +0.03 in (+0.8 mm)	1	±0.25% (Max. ±0.8 mm)
<b>CALIBRATED TILES (Nominal Size &lt; 6 in [15 cm])</b>									
<b>Nominal Size</b>	ASTM C499	-2.00%	2.00%	-	±2.00% (Max. ±3 mm)	-3.00%	+3.00%	-	±2.00% (Max. ±3 mm)
<b>Caliber Range</b>	ASTM C499	-0.018 in (-0.5 mm)	+0.018 in (+0.5 mm)	-	Max. ±0.5 mm	-0.03 in (-0.8 mm)	+0.03 in (+0.8 mm)	-	Max. ±0.7 mm
 <b>Warpage Edge</b>	ASTM C485	-0.018 in (-0.5 mm)	+0.024 in (+0.6 mm)	-	Max. -0.4/+0.6 mm	-0.03 in (-0.8 mm)	+0.03 in (+0.8 mm)	-	Max. ±0.6 mm
<b>Warpage Diagonal</b>	ASTM C485	-0.018 in (-0.5 mm)	+0.024 in (+0.6 mm)	-	Max. -0.4/+0.6 mm	-0.03 in (-0.8 mm)	+0.03 in (+0.8 mm)	-	Max. ±0.6 mm
<b>Wedging</b>	ASTM C502	-0.024 in (-0.6 mm)	+0.024 in (+0.6 mm)	-	Max. -0.4/+0.6 mm	-0.03 in (-0.8 mm)	+0.03 in (+0.8 mm)	-	Max. ±0.6 mm
<b>CALIBRATED TILES (Nominal Size ≥ 6 in [15 cm])</b>									
<b>Nominal Size</b>	ASTM C499	-2.00%	+2.00%	-	±2.00% (Max. ±5 mm)	-3.00%	+3.00%	-	±2.00% (Max. ±5 mm)
<b>Caliber Range</b>	ASTM C499	-0.30% or -0.04 in (-1.0 mm)	+0.30% or +0.04 in (+1.0 mm)	1	±0.30%	-0.50% or -0.08 in (-2.0 mm)	+0.50% or +0.08 in (+2.0 mm)	1	±0.50% (Max. ±1.5 mm)
 <b>Warpage Edge</b>	ASTM C485	-0.30% or -0.04 in (-1.0 mm)	+0.40% or +0.05 in (+1.3 mm)	1	-0.20%/+0.40%	-0.50% or -0.07 in (-1.8 mm)	+0.50% or +0.07 in (+1.8 mm)	1	±0.40% (Max. ±1.5 mm)
<b>Warpage Diagonal</b>	ASTM C485	-0.30% or -0.05 in (-1.3 mm)	+0.40% or +0.07 in (+1.8 mm)	1	-0.20%/+0.40%	-0.50% or -0.07 in (-1.8 mm)	+0.50% or +0.07 in (+1.8 mm)	1	±0.40% (Max. ±1.5 mm)
<b>Wedging</b>	ASTM C502	-0.40% or -0.05 in (-1.3 mm)	+0.40% or +0.05 in (+1.3 mm)	1	±0.40%	-0.50% or -0.08 in (-2.0 mm)	+0.50% or +0.08 in (+2.0 mm)	1	±0.40% (Max. ±1.5 mm)

ANSI A137.1:2021 Pressed Porcelain Floor Tile Class P1 - Impervious - w.a. ≤ 0.5%									
ANSI A137.1:2021 Glazed Wall Tile Class P4 - Non-Vitreous - 7.0% < w.a. ≤ 20.0%									
Characteristics	Test Method	Minimum	Maximum	Obs.	CINCA Results	Minimum	Maximum	Obs.	CINCA Results
<b>ALL TILES</b>									
 <b>Thickness</b>	ASTM C499	N/A	Range: 0.031 in (0.79 mm)	3	± 5%	N/A	Range: 0.040 in (1.02 mm)	4	±5% (Max. ±0.5 mm)
 <b>Visible Abrasion Resistance (Only GL Tiles)</b>	ASTM C1027	-	-	-	-	As Reported	As Reported	2	See Catalog
 <b>Bond Strength</b>	ASTM C482	≥ 50 psi (0.34 Mpa)	-	-	Conforms	≥ 50 psi (0.34 Mpa)	-	-	Conforms
 <b>Water Absorption</b>	ASTM C373	P4	P4	-	18.0% < w.a. ≤ 20.0%	0.00%	0.50%	-	P1 (up to 0.5%)
 <b>Color Uniformity</b>	ASTM C609	n.a.	V0 - 3 Judds	2	V0	n.a.	V0 - 3 Judds	3	n.a.
 <b>Crazing Resistance</b>	ASTM C424	Pass	-	-	Resists	Pass	-	2	Resists
 <b>Thermal Shock</b>	ASTM C484	Pass	-	-	Resists	Pass	-	2	Resists
 <b>Chemical Resistance</b>	ASTM C650	As Reported	As Reported	-	GA, GLA	As Reported	As Reported	-	UGL: UA, ULA GL: GA, GLA
 <b>DCOF</b>	Section 9.6	-	-	-	-	0.42	-	6	Conforms
 <b>Stain Resistance</b>	ASTM C1378	As Reported	As Reported	-	Class 5	As Reported	As Reported	-	Class 5
 <b>Breaking Strength</b>	ASTM C648	Average ≥ 125 lbf (0.56 kN)	Indiv. ≥ 100 lbf (0.44 kN)	-	≥ 0.50 kN	Average ≥ 250 lbf (1.11 kN)	Indiv. ≥ 225 lbf (1.00 kN)	-	≥ 1.40 kN
 <b>Resistance to Freeze / Thaw Cycling</b>	ASTM C1026	As Reported	As Reported	4	Non Resistant	As Reported	As Reported	5	Resists

n.a. Not Applicable.

n.p.d. No Performance Declared.

GL Glazed Tiles.

UGL Unglazed Tiles.

(1) Whichever is less.

(2) Glazed Tile Only.

(3) Class V0 Tile Only.

(4) May not apply to textured surfaces or tiles with uneven back patterns.




(5) When installation subject to freeze / thaw conditions.




(6) For level interior spaces expected to be walked upon when wet.




\* Whichever is less for tiles up to 24" x 24" (610 mm x 610 mm)




\*\* Applies to tiles larger than 24" x 24" (610 mm x 610 mm)



DISCLAIMER: Specifications subject to change without further notice. This information is issued as is and without any further warranty of fitness for a particular purpose, so in no event shall cinca be liable for any direct, indirect, or consequential damage whatsoever arising out of or in any way related to the use of their product.



Formato Size	Caixa Box 			Paleta Pallet 					
	Peças Tiles Tiles	m <sup>2</sup> / m ft <sup>2</sup> / ft	kg lb	Caixa / Paleta Box / Pallet Box / Pallet	m <sup>2</sup> ft <sup>2</sup>	Net. kg Net. lb	Brut. kg Brut. lb	cm in	
<b>Pavimento</b> Floor Tiles 									
<b>120x120 RTF</b>	9 mm	2	2,8800 m <sup>2</sup>	60,06	16	46,0800	961	986	143x123x55
47" x 47"	0.35 in	2	31.00 ft <sup>2</sup>	132.41	16	496.00	2,119	2,174	56" x 48" x 22"
<b>60x120 RTF</b>	9 mm	2	1,4400 m <sup>2</sup>	27,67	33	47,5200	913	938	120x80x75
24" x 47"	0.35 in	2	15.50 ft <sup>2</sup>	61.00	33	511.50	2,013	2,068	47" x 31" x 30"
<b>58x118 RTF</b>	9 mm	2	1,3688 m <sup>2</sup>	26,30	33	45,1704	868	893	120x80x73
23" x 46"	0.35 in	2	14.73 ft <sup>2</sup>	57.99	33	486.21	1,914	1,969	47" x 31" x 29"
<b>60x60 RTF</b>	8 mm	4	1,4400 m <sup>2</sup>	25,92	32	46,0800	829	854	120x80x74
24" x 24"	0.32 in	4	15.50 ft <sup>2</sup>	57.14	32	496.00	1,829	1,884	47" x 31" x 29"
<b>30x60 RTF</b>	8 mm	7	1,2600 m <sup>2</sup>	22,30	40	50,4000	892	917	120x80x75
12" x 24"	0.32 in	7	13.56 ft <sup>2</sup>	49.16	40	542.50	1,967	2,022	47" x 31" x 30"
<b>33x33 (Mosaico Mosaic - 36)</b>	9 mm	9	0,9801 m <sup>2</sup>	18,54					
13" x 13" (Mosaic 36)	0.35 in	9	10.55 ft <sup>2</sup>	40.87					
<b>29x29 (Mosaico Inclinado Inclined Mosaic - 16)</b>	9 mm	9	0,7569 m <sup>2</sup>	14,40					
11" x 11" (Inclined Mosaic 16)	0.35 in	9	8.15 ft <sup>2</sup>	31.75					
<b>30x60 (Mosaico Mureto Mosaic Mureto - 12)</b>	9 mm	6	1,0764 m <sup>2</sup>	22,80					
12" x 24" (Mosaic Mureto 12)	0.35 in	6	11.60 ft <sup>2</sup>	50.27					
<b>33x33 (Mosaico Mosaic - 36)</b>	8 mm	9	0,9801 m <sup>2</sup>	16,60					
13" x 13" (Mosaic 36)	0.32 in	9	10.55 ft <sup>2</sup>	36.60					
<b>24x49 (Mosaico Mureto Mosaic Mureto - 16)</b>	8 mm	7	0,8232 m <sup>2</sup>	16,36					
9" x 19" (Mosaic Mureto 16)	0.32 in	7	8.86 ft <sup>2</sup>	36.06					
<b>29x29 (Mosaico Picket Mosaic Picket)</b>	8 mm	9	0,6714 m <sup>2</sup>	11,70					
11" x 11" (Mosaic Picket)	0.32 in	9	7.23 ft <sup>2</sup>	25.79					
<b>29x29 (Mosaico Metrics Mosaic Metrics)</b>	8 mm	9	0,7668 m <sup>2</sup>	12,13					
11" x 11" (Mosaic Metrics)	0.32 in	9	8.25 ft <sup>2</sup>	26.74					
<b>27x29 (Mosaico Peacock Mosaic Peacock)</b>	8 mm	11	0,4642 m <sup>2</sup>	7,90					
11" x 11" (Mosaic Peacock)	0.32 in	11	5.00 ft <sup>2</sup>	17.42					
<b>30x120 RTF PDL</b>	9 mm	2	0,8160 m <sup>2</sup>	13,45					
12" x 47" RTF PDL	0.35 in	2	8.78 ft <sup>2</sup>	29.65					
<b>30x118 RTF PDL P</b>	9 mm	2	0,8030 m <sup>2</sup>	13,24					
12" x 46" RTF PDL P	0.35 in	2	8.64 ft <sup>2</sup>	29.19					
<b>30x60 RTF PDL</b>	8 mm	2	0,4080 m <sup>2</sup>	7,10					
12" x 24" RTF PDL	0.32 in	2	4.39 ft <sup>2</sup>	15.65					
<b>8x120 RTF ROD</b>	9 mm	10	12,0000 m	18,02					
12" x 47" RTF ROD	0.35 in	10	39.37 ft	39.73					
<b>8x118 RTF ROD P</b>	9 mm	10	11,8000 m	17,80					
12" x 46" RTF ROD P	0.35 in	10	38.71 ft	39.24					
<b>8x60 RTF ROD</b>	8 mm	22	13,2000 m	19,61					
3.15" x 24" RTF ROD	0.32 in	22	43.31 ft	43.23					
<b>20x120 RTF</b>	9 mm	6	1,4400 m <sup>2</sup>	26,40	36	51,8400	950	975	120x80x77
8" x 47" RTF	0.35 in	6	15.50 ft <sup>2</sup>	58.20	36	558.00	2,095	2,150	47" x 31" x 30"
<b>20x120 RTF PDL</b>	9 mm	2	0,4800 m <sup>2</sup>	11,08					
8" x 47" RTF PDL	0.35 in	2	5.17 ft <sup>2</sup>	24.44					
<b>8x120 RTF ROD</b>	9 mm	10	12,0000 m	18,02					
12" x 47" RTF ROD	0.35 in	10	39.37 ft	39.72					
<b>49x99 RTF</b>	9 mm	3	1,4553 m <sup>2</sup>	27,04	32	46,5696	865	890	120x100x64
19" x 39" RTF	0.35 in	3	15.66 ft <sup>2</sup>	59.61	32	501.27	1,908	1,963	47" x 39" x 25"
<b>24,5x99 RTF</b>	9 mm	5	1,2128 m <sup>2</sup>	22,50	42	50,9376	945	970	120x100x62
10" x 39" RTF	0.35 in	5	13.05 ft <sup>2</sup>	49.60	42	548.29	2,083	2,138	47" x 39" x 24"

Formato Size	Caixa Box 			Paleta Pallet 					
	Peças Tiles Tiles	m <sup>2</sup> / m ft <sup>2</sup> / ft	kg lb	Caixa / Paleta Box / Pallet Box / Pallet	m <sup>2</sup> ft <sup>2</sup>	Net. kg Net. lb	Brut. kg Brut. lb	cm in	
<b>Pavimento</b> Floor Tiles 									
<b>16x99 RTF</b>	9 mm	7	1,1088 m <sup>2</sup>	20,48	48	53,2224	983	1,008	120x100x63
6" x 39" RTF	0.35 in	6	11.94 ft <sup>2</sup>	45.15	48	572.88	2,167	2,222	47" x 39" x 25"
<b>49x49 RTF</b>	9 mm	5	1,2005 m <sup>2</sup>	22,51	40	48,0200	900	925	120x100x64
19" x 19" RTF	0.35 in	5	12.92 ft <sup>2</sup>	49.63	40	516.88	1,985	2,040	47" x 39" x 25"
<b>33x33 (Mosaico Mosaic - 36)</b>	9 mm	9	0,9801 m <sup>2</sup>	18,54					
13" x 13" (Mosaic 36)	0.35 in	9	10.55 ft <sup>2</sup>	40.87					
<b>30x30 (Mosaico Espinha Spine Mosaic - 11)</b>	9 mm	4	0,3600 m <sup>2</sup>	7,36					
13" x 13" (Spine Mosaic 11)	0.35 in	4	3.88 ft <sup>2</sup>	16.23					
<b>26x30 (Mosaico Mosaic - Hexagonal - 9)</b>	9 mm	9	0,5382 m <sup>2</sup>	10,13					
10" x 12" (Mosaic HEX 9)	0.35 in	9	5.79 ft <sup>2</sup>	22.32					
<b>24x49 (Mosaico Mosaic - Mureto - 16)</b>	9 mm	7	0,8232 m <sup>2</sup>	16,23					
9" x 19" (Mosaic Mureto 16)	0.35 in	7	8.86 ft <sup>2</sup>	35.78					
<b>8x99 RTF ROD</b>	9 mm	14	13,8600 m	21,48					
3.15" x 39" RTF ROD	0.35 in	14	45.47 ft	47.35					
<b>8x49 RTF ROD</b>	9 mm	26	12,7400 m	19,90					
3.15" x 19" RTF ROD	0.35 in	26	137.13 ft	43.87					
<b>33x49 RTF ESC</b>	9 mm	6	2,9400 m	20,41					
13" x 19" RTF ESC	0.35 in	6	9.65 ft	45.00					
<b>20x120</b>	9 mm	6	1,4400 m <sup>2</sup>	27,02	36	51,8400	973	998	120x80x78
8" x 47"	0.35 in	6	15.50 ft <sup>2</sup>	59.57	36	558.00	2,144	2,200	47" x 32" x 31"
<b>33x33 (Mosaico Mosaic - 36)</b>	9 mm	9	0,9801 m <sup>2</sup>	18,54					
13" x 13" (Mosaic 36)	0.35 in	9	10.55 ft <sup>2</sup>	40.87					
<b>20x120 PDL (Peça Degrau Linear Steap Tread)</b>	9 mm	2	0,4800 m <sup>2</sup>	11,08					
8" x 47" (Steap Tread)	0.35 in	2	5.17 ft <sup>2</sup>	24.44					
<b>8x120 ROD</b>	9 mm	10	12,0000 m	18,02					
3.15" x 47" ROD	0.35 in	10	39.37 ft	49.72					
<b>60x60</b>	8 mm	4	1,4400 m <sup>2</sup>	24,94	32	46,0800	798	823	120x80x74
24" x 24"	0.32 in	4	15.50 ft <sup>2</sup>	54.98	32	496.00	1,759	1,815	47" x 31" x 29"
<b>60x60 (Traditional - Floral - Geométrico)</b>	8 mm	4	1,4400 m <sup>2</sup>	24,94	32	46,0800	758	823	120x80x74
24" x 24" (Traditional - Floral - Geométrico)	0.32 in	4	15.50 ft <sup>2</sup>	54.98	32	496.00	1,759	1,815	47" x 31" x 29"
<b>30x60</b>	8 mm	7	1,2600 m <sup>2</sup>	21,79	40	50,4000	872	897	120x80x75
12" x 24"	0.32 in	7	13.56 ft <sup>2</sup>	48.04	40	542.50	1,992	1,977	47" x 31" x 30"
<b>32,5x60 (Mosaico Mosaic - Mureto)</b>	8 mm	6	1,3380 m <sup>2</sup>	24,10					
13" x 24" (Mosaic Mureto)	0.32 in	6	14.40 ft <sup>2</sup>	53.13					
<b>33x33 (Mosaico Mosaic - 36)</b>	8 mm	9	0,9801 m <sup>2</sup>	16,60					
13" x 13" (Mosaic 36)	0.32 in	9	10.55 ft <sup>2</sup>	36.60					
<b>33x30 (Mosaico Mosaic - HEX Regular)</b>	8 mm	9	0,8140 m <sup>2</sup>	12,50					
13" x 12" (Mosaic HEX Regular)	0.32 in	9	8.76 ft <sup>2</sup>	27.56					
<b>30x30 (Mosaico Mosaic - Irregular)</b>	8 mm	10	0,9000 m <sup>2</sup>	16,00					
12" x 12" (Mosaic Irregular)	0.32 in	10	9.69 ft <sup>2</sup>	35.27					
<b>29x29 (Mosaico Inclinado Inclined Mosaic - 16)</b>	8 mm	9	0,7569 m <sup>2</sup>	13,95					
11" x 11" (Inclined Mosaic 16)	0.32 in	9	8.15 ft <sup>2</sup>	30.75					
<b>22x29 (Mosaico Flecha Arrow Mosaic - 12)</b>	8 mm	11	0,7018 m <sup>2</sup>	13,00					
9" x 11" (Arrow Mosaic 12)	0.32 in	11	7.55 ft <sup>2</sup>	28.66					
<b>27x30 (Mosaico Bloco Mosaic Block - 12)</b>	8 mm	9	0,7290 m <sup>2</sup>	11,20					
11" x 12" (Mosaic Block 12)	0.32 in	9	7.85 ft <sup>2</sup>	24.69					
<b>24x49 (Mosaico Mosaic - Mureto 16)</b>	8 mm	7	0,8232 m <sup>2</sup>	13,90					
9" x 19" (Mosaic Mureto 16)	0.32 in	7	8.86 ft <sup>2</sup>	30.64					

Formato Size	Caixa Box 			Paleta Pallet 				
	Peças Tiles Tiles	m² / m ft² / ft	kg lb	Caixa / Paleta Box / Pallet Box / Pallet	m² ft²	Net. kg Net. lb	Brut. kg Brut. lb	cm in
<b>Pavimento Floor Tiles</b> 								
29x29 (Mosaico Picket Mosaic Picket)	8 mm	9	0,6714m²	11,70				
11"×11" (Mosaic Picket)	0.32 in	9	7.23 ft²	25.79				
29x29 (Mosaico Metrics Mosaic Metrics)	8 mm	9	0,7668m²	12,13				
11"×11" (Mosaic Metrics)	0.32 in	9	8.25 ft²	26.74				
27x29 (Mosaico Peacock Mosaic Peacock)	8 mm	11	0,4642m²	7,90				
11"×11" (Mosaic Peacock)	0.32 in	11	5.00 ft²	17.42				
30x60 PDL cm (Peça Degrau Linear Steap Tread)	8 mm	2	0,4080 m²	7,10				
12"×24" (Steap Tread)	0.32 in	2	4.39 ft²	15.65				
M10x30 Rodapé	8 mm	42	12,6000 m	23,00				
4"×12" Bullnose	0.32 in	42	41.34 ft	50.71				
8x60 ROD	8 mm	22	13,2000 m	19,265				
3.15"×24" ROD	0.32 in	22	43.31 ft	43.23				
8x30 ROD	8 mm	36	10,8000 m	16,20				
3.15"×12" ROD	0.32 in	38	35.43 ft	35.71				
33x33	8 mm	12	1,3333 m²	23,54	50	66,6650	1,177	1,202
13"×13"	0.32 in	12	14.35 ft²	51.90	50	717.58	2,595	2,650
7,5x25 (Brick Road)	10 mm	44	0,8250 m²	17,89	72	59,4000	1,288	1,313
3"×10" (Brick Road)	0.39 in	44	8.88 ft²	39.44	72	639.38	2,840	2,895
7,5x25 (French Quarter - Tuscania)	8 mm	54	1,0125 m²	17,22	72	72,9000	1,240	1,265
3"×10" (French Quarter - Tuscania)	0.32 in	54	10.90 ft²	37.96	72	784.69	2,733	2,788
15x15	7 mm	36	0,8100 m²	11,95	80	64,8000	956	981
6"×6"	0.28 in	36	8.72 ft²	26.35	80	697.50	2,108	2,163
M50x50	8 mm	5	1,2500 m²	21,65	44	55,0000	953	978
20"×20"	0.32 in	5	13.45 ft²	47.73	44	592.02	2,100	2,155
33x33 (Mosaico Mosaic - 36 & 64)	8 mm	9	0,9801m²	16,60				
13"×13" (Mosaic 36 & 64)	0.32 in	9	10.55 ft²	36.60				
50x50 ESC	8 mm	5	2,50 m	21,65				
20"×20" ESC	0.32 in	4	6.56 ft	38.18				
8x50 ROD	8 mm	30	15 m	20,78				
3.15"×20" ROD	0.32in	30	49.21 ft	45.82				
M 45x45	8 mm	6	1,2150 m²	20,64	34	41,3100	702	727
18"×18"	0.32 in	6	13.08 ft²	45.50	34	444.66	1,547	1,602
M 45x45 (Art Deco)	8 mm	6	1,2150 m²	20,64				
18"×18"	0.32 in	6	13.08 ft²	45.50				
30x30 (Mosaico Mosaic - Irregular)	8 mm	10	0,90 m²	16,00				
12"×12" (Mosaic Irregular)	0.32 in	10	9.69 ft²	35.27				
8x45 ROD	8 mm	21	9,45 m	13,00				
3.15"×18" ROD	0.32 in	21	31.00ft	28.66				
M 30x30	8 mm	14	1,2600 m²	22,80	46	57,9600	1,049	1,074
12"×12"	0.32 in	14	13.56 ft²	50.27	46	623.88	2,312	2,367
M 10x30	8 mm	42	1,2600 m²	20,93	48	60,4800	1,005	1,030
4"×12"	0.32 in	42	13.56 ft²	46.14	48	651.00	2,215	2,270
M20x20 (Heritage)	8 mm	19	0,7600 m²	12,87	84	63,8400	1,081	1,106
8"×8" (Heritage)	0.32 in	19	8.18 ft²	28.37	84	687.17	2,383	2,438

Formato Size	Caixa Box 			Paleta Pallet 				
	Peças Tiles Tiles	m² / m ft² / ft	kg lb	Caixa / Paleta Box / Pallet Box / Pallet	m² ft²	Net. kg Net. lb	Brut. kg Brut. lb	cm in
<b>Revestimento Wall Tiles</b> 								
30x90 RTF	10 mm	4	1,0800 m²	19,25	48	51,8400	924	949
12"×35" RTF	0.39 in	4	11.63 ft²	42.44	48	558.00	2,037	2,092
30x90 RTF STR (Estruturado / Structure)	10 mm	4	1,0800 m²	19,25				
12"×35" RTF STR (Structure)	0.39 in	4	11.63 ft²	42.44				
29x40 (Mosaico Mosaic - Mureto 15)	10 mm	4	0,464 m²	7,90				
11"×16" (Mosaic Mureto 15)	0.39 in	4	4.99 ft²	17.42				
33x33 (Mosaico 121 Mosaic 121)	10 mm	8	0,8712 m²	10,728				
13"×13" (Mosaic 121)	0.39 in	8	9.38 ft²	23.65				
22x29 (Mosaico Flecha Mosaic Arrow - 12)	10 mm	8	0,5104 m²	9,85				
9"×11" (Mosaic Arrow 12)	0.39 in	8	5.49 ft²	21.72				
8x30 Rodapé	10 mm	10	3,00 m	4,71				
3.15"×12" Bullnose	0.39 in	10	9.84 ft	10.38				
15x60 RTF (Art Stone, Stonecraft)	8 mm	14	1,2600m²	22,30	50	63,0000	1,115	1,140
6"×24" RTF (Art Stone, Stonecraft)	0.32 in	14	13.56 ft²	49.16	50	678.13	2,458	2,513
15x30 RTF AE (Ângulo Externo External Angle)	8 mm	6	0,27 m²	4,80				
6"×12" RTF AE (External Angle)	0.32 in	6	2.90 ft²	10.58				
15x30 RTF AI (Ângulo Interno Internal Angle)	8 mm	6	0,186 m²	4,80				
6"×12" RTF AI (Internal Angle)	0.32 in	6	2.00 ft²	10.58				
30x60 (Art Stone, Stonecraft)	8 mm	7	1,2600 m²	21,79	40	50,4000	872	897
12"×24" (Art Stone, Stonecraft)	0.32 in	7	13.56 ft²	48.04	40	542.50	1,922	1,977
15x15 (Splash)	7 mm	36	0,8100 m²	11,95	80	64,8000	956	981
6"×6" (Splash)	0.28 in	36	8.72 ft²	26.35	80	697.50	2,108	2,163
7,5x15 (Tiffany)	5,8 mm	54	0,6075 m²	6,60	130	78,9750	858	883
3"×6"	0.23 in	54	6.54 ft²	14.55	130	850.08	1,892	1,947
7,5x15 (Tiffany - Diamond)	5,8 mm	44	0,4950 m²	6,30	130	64,3500	819	844
3"×6"	0.23 in	44	5.33 ft²	13.89	130	692.66	1,806	1,861
7,5x15 B1G (Bullnose)	5,8 mm	54	8,10 m	6,60				
3"×6" B1G (Bullnose)	0.23 in	54	26.57 ft	14.55				
7,5x15 B1P (Bullnose)	5,8 mm	54	8,10 m	6,60				
3"×6" B1G (Bullnose)	0.23 in	54	26.57 ft	14.55				
7,5x25 (Lux - Manhattan - Infinity)	7 mm	60	1,1250 m²	16,30	72	81,0000	1,174	1,199
3"×10" (Lux - Manhattan - Infinity)	0.28 in	60	12.11 ft²	35.94	72	871.88	2,587	2,642
M25x75	9 mm	7	1,3125 m²	21,00	42	55,1250	882	907
10"×30"	0.35 in	7	14.13 ft²	46.30	42	593.36	1,944	2,000
M25x75 (INS)	9 mm	4	0,75 m²	12,00				
10"×30" (INS)	0.35 in	4	8.07 ft²	26.46				
M25x75	9 mm	7	1,3125 m²	21,00				
10"×30"	0.35 in	7	14.13 ft²	46.30				
M25x75 (Piramide)	9 mm	6	1,125 m²	19,00				
10"×30" (Piramide)	0.35 in	6	12.11 ft²	41.89				
M75x75 (Stamp - 3 Peças Tiles)	9 mm	1 Pnl	0,5625 m²	9,00				
30"×30" (Stamp - 3 Tiles)	0.35 in	1 Pnl	6.05 ft²	19.84				
30x30 (Dots)	9 mm	4	0,36 m²	5,30				
12"×12" (Dots)	0.35 in	4	3.86 ft²	11.68				
25x30 (Mosaico Mosaic - 78)	9 mm	9	0,675 m²	9,00				
10"×12" (Mosaic 78)	0.35 in	9	7.27 ft²	19.84				
12x25 ROD	8,5 mm	9	2,2500 m	2,41				
5"×10" ROD	0.34 in	9	7.38 ft	5.31				

Formato Size	Caixa Box 			Paleta Pallet 				
	Peças Tiles Tiles	m <sup>2</sup> / m ft <sup>2</sup> / ft	kg lb	Caixa / Paleta Box / Pallet Box / Pallet	m <sup>2</sup> ft <sup>2</sup>	Net. kg Net. lb	Brut. kg Brut. lb	cm in
<b>Revestimento Wall Tiles</b>								
2,5x25 (Sigaro)	10,5 mm	8	2,0000 m <sup>2</sup>	1,10				
0.98" x 1" (Sigaro)	0.41 in	8	21.53 ft <sup>2</sup>	2.43				
<b>M25x55</b>	<b>8 mm</b>	<b>10</b>	<b>1,3750 m<sup>2</sup></b>	<b>18,29</b>	<b>48</b>	<b>66,0000</b>	<b>878</b>	<b>903</b>
<b>10" x 22"</b>	<b>0.32 in</b>	<b>10</b>	<b>14.80 ft<sup>2</sup></b>	<b>40.32</b>	<b>48</b>	<b>710.42</b>	<b>1,935</b>	<b>1,991</b>
M25x55	8 mm	10	1,3750 m <sup>2</sup>	18,90				
10" x 22"	0.32 in	10	14.80 ft <sup>2</sup>	41.67				
M25x55 (INS)	8 mm	4	0,5500 m <sup>2</sup>	7,02				
10" x 22" (INS)	0.32 in	4	5.92 ft <sup>2</sup>	15.48				
33x33 (Mosaico Mosaic - 121)	8 mm	10	1,0890 m <sup>2</sup>	13,41				
13" x 13" (Mosaic 121)	0.32 in	10	11.72 ft <sup>2</sup>	29.56				
2x55 (Aço - Cobre)	8 mm	9	4,950 m	2,00				
0.79" x 22" (Aço - Cobre)	0.32 in	9	16.24 ft	4.41				
7,5x25 (Rodapé)	8 mm	44	11,0000 m	2,30				
3" x 10" (Bullnose)	0.32 in	44	36.09 ft	24.34				
3x25 (Quarter Round)	8 mm	12	3,0000 m	1,23				
1.2" x 10" (Quarter Round)	0.32 in	12	9.84 ft	2.71				
3x3 (Ângulo Quarter Round)	8 mm	4	-	0,07				
1.2" x 1 1/8" (Quarter Round Angle)	0.32 in	4	-	0.15				
<b>M25x45</b>	<b>8 mm</b>	<b>10</b>	<b>1,1250 m<sup>2</sup></b>	<b>15,25</b>	<b>60</b>	<b>67,5000</b>	<b>915</b>	<b>940</b>
<b>10" x 18"</b>	<b>0.32 in</b>	<b>10</b>	<b>12.11 ft<sup>2</sup></b>	<b>33.62</b>	<b>60</b>	<b>726.56</b>	<b>2,017</b>	<b>2,072</b>
M25x45 (INS)	8 mm	4	0,4500 m <sup>2</sup>	5,90				
10" x 18" (INS)	0.32 in	4	4.84 ft <sup>2</sup>	13.01				
M25x45	8 mm	10	1,1250 m <sup>2</sup>	15,25				
10" x 18"	0.32 in	10	12.11 ft <sup>2</sup>	33.62				
<b>M10x40</b>	<b>8 mm</b>	<b>30</b>	<b>1,2000 m<sup>2</sup></b>	<b>15,80</b>	<b>52</b>	<b>62,4000</b>	<b>822</b>	<b>847</b>
<b>4" x 16"</b>	<b>0.32 in</b>	<b>30</b>	<b>12.92 ft<sup>2</sup></b>	<b>34.83</b>	<b>52</b>	<b>671.67</b>	<b>1,811</b>	<b>1,866</b>
<b>M10x30</b> (Cracklé, Metro)	<b>8 mm</b>	<b>42</b>	<b>1,2600 m<sup>2</sup></b>	<b>20,93</b>	<b>48</b>	<b>60,4800</b>	<b>1.005</b>	<b>1.030</b>
<b>4" x 12"</b> (Cracklé, Metro)	<b>0.32 in</b>	<b>42</b>	<b>13.56 ft<sup>2</sup></b>	<b>46.14</b>	<b>48</b>	<b>651.00</b>	<b>2,215</b>	<b>2,270</b>
M10x30 B1G (Rodapé Bullnose)	8 mm	42	12,6000 m	23,10				
4" x 12" B1G (Bullnose)	0.32 in	42	41.34 ft	50.93				
M10x30 B1P (Rodapé Bullnose)	8 mm	42	12,6000 m	23,10				
4" x 12" B1P (Bullnose)	0.32 in	42	41.34 ft	50.93				
M10x20 RC (Rodapé Côncavo Cove Skirting)	6 mm	10	2,0000 m	3,30				
4" x 8" RC (Cove Skirting)	0.32 in	10	6.56 ft	7.28				
M7,5x15 B1G (Rodapé Bullnose)	8 mm	44	6,6000 m	7,90				
3" x 6" B1G (Bullnose)	0.32 in	44	21.65 ft	17.42				
M7,5x15 B1P (Rodapé Bullnose)	8 mm	44	6,6000 m	7,90				
3" x 6" B1P (Bullnose)	0.32 in	44	21.65 ft	17.42				
20x3 CX (Cantoneira Convexa External Profile Edge)	6 mm	25	-	2,25				
8" x 1.18" CX (External Profile Edge)	0.24 in	25	-	4.96				
20x3 CV (Cantoneira Côncava Internal Profile Edge)	6 mm	25	-	2,25				
8" x 1.18" CX (Internal Profile Edge)	0.24 in	25	-	4.96				
10x3 AI (Ângulo Interno Internal Angle)	6 mm	4	-	0,20				
4" x 1.18" CX (Internal Angle)	0.24 in	4	-	0.44				

Formato Size	Caixa Box 			Paleta Pallet 				
	Peças Tiles Tiles	m <sup>2</sup> / m ft <sup>2</sup> / ft	kg lb	Caixa / Paleta Box / Pallet Box / Pallet	m <sup>2</sup> ft <sup>2</sup>	Net. kg Net. lb	Brut. kg Brut. lb	cm in
<b>Revestimento Wall Tiles</b>								
<b>M10x30</b>	8 mm	30	0,9000 m <sup>2</sup>	11,52	88	79,2000	1.014	1.039
<b>4" x 12"</b>	0.32 in	30	9.69 ft <sup>2</sup>	25.40	88	852.50	2,235	2,290
M10x30 (Rodapé)	8 mm	12	3,60 m	4,78				
4" x 12" (Bullnose)	0.32 in	12	11.81 ft	10.54				
<b>M10x30</b> (Tiffany)	<b>7,5 mm</b>	<b>30</b>	<b>0,9000 m<sup>2</sup></b>	<b>11,52</b>	<b>88</b>	<b>79,2000</b>	<b>1.014</b>	<b>1.039</b>
<b>4" x 12"</b> (Tiffany)	<b>0.30 in</b>	<b>30</b>	<b>9.69 ft<sup>2</sup></b>	<b>25.40</b>	<b>88</b>	<b>852.50</b>	<b>2,235</b>	<b>2,290</b>
M10x30 (Tiffany - Diamond)	7,5 mm	26	0,7800 m <sup>2</sup>	11,25	88	68,6400	990	1.015
4" x 12" (Tiffany - Diamond)	0.30 in	26	8.40 ft <sup>2</sup>	24.80	88	738.83	2,183	2,238
<b>M7,5x15</b> (Cracklé, Metro)	<b>8 mm</b>	<b>44</b>	<b>0,4950 m<sup>2</sup></b>	<b>7,90</b>	<b>120</b>	<b>59,4000</b>	<b>948</b>	<b>973</b>
<b>3" x 6"</b> (Cracklé, Metro)	<b>0.32 in</b>	<b>44</b>	<b>5.33 ft<sup>2</sup></b>	<b>17.42</b>	<b>120</b>	<b>639.38</b>	<b>2,090</b>	<b>2,145</b>
M10x30 B1G (Rodapé Bullnose)	8 mm	42	12,60 m	23,10				
4" x 12" B1G (Bullnose)	0.32 in	42	41.34 ft	50.93				
M10x30 B1P (Rodapé Bullnose)	8 mm	42	12,60 m	23,10				
4" x 12" B1P (Bullnose)	0.32 in	42	41.34 ft	50.93				
M10x20 RC (Rodapé Côncavo Cove Skirting)	6 mm	10	2,00 m	3,30				
4" x 8" RC (Cove Skirting)	0.32 in	10	6.56 ft	7.28				
M7,5x15 B1G (Rodapé Bullnose)	8 mm	44	6,60 m	7,90				
3" x 6" B1G (Bullnose)	0.32 in	44	21.65 ft	17.42				
M7,5x15 B1P (Rodapé Bullnose)	8 mm	44	6,60 m	7,90				
3" x 6" B1P (Bullnose)	0.32 in	44	21.65 ft	17.42				
20x3 CX (Cantoneira Convexa External Profile Edge)	6 mm	25	-	2,25				
8" x 1.18" CX (External Profile Edge)	0.24 in	25	-	4.96				
20x3 CV (Cantoneira Côncava Internal Profile Edge)	6 mm	25	-	2,25				
8" x 1.18" CX (Internal Profile Edge)	0.24 in	25	-	4.96				
10x3 AI (Ângulo Interno Internal Angle)	6 mm	4	-	0,20				
4" x 1.18" CX (Internal Angle)	0.24 in	4	-	0.44				

# CERTIFICADOS CERTIFICATES

Consulte o site CINCA para mais informações For more information see CINCA website.

## CERTIFICADOS DE SISTEMAS MANAGEMENT SYSTEM CERTIFICATES



Certificação ISO 9001 do Sistema de Gestão da Qualidade Implementado na Conceção, Desenvolvimento, Produção e Comercialização de Pavimentos e Revestimentos Cerâmicos

Quality Management System ISO 9001 Certification Implemented in the Design, Development, Production and Trading of Ceramic Floor and Wall Tiles

Certificação ISO 14001 do Sistema de Gestão do Ambiente Implementado na Conceção, Desenvolvimento, Produção e Comercialização de Pavimentos e Revestimentos Cerâmicos

Environment Management System ISO 14001 Certification Implemented in the Design, Development, Production and Trading of Ceramic Floor and Wall Tiles

## CERTIFICADOS DE PRODUTOS PRODUCT CERTIFICATES



Certificação da Qualidade de Revestimentos Cerâmicos  
Wall Tiles Quality Certification



### CSTB

A CSTB certifica produtos (consultar produtos CINCA certificados) que atendem às características descritas na Certificação QB 32 em vigor após avaliação de acordo com os métodos de controle definidos neste sistema de referência..

The CSTB certifies products (see CINCA certified products) that meet the characteristics described in the QB 32 Certification in force after evaluation according to the control methods defined in this reference system.



**CCC - Certificate for China Compulsory Product Certification**



**SASO - Quality Mark**



## CERTIFICADOS AMBIENTAIS ENVIRONMENTAL CERTIFICATES



### Níveis de Radioactividade em Materiais de Construção Limits of Radionuclides in Building Materials

Material: Grés Porcelanato Vidrado ou Não Vidrado (EN14411 Grupo Bla)  
Material: Grés Vidrado (EN14411 Grupo Blb)  
Material: Azulejo de Revestimento Vidrado (EN1411 Grupo BIII) - Anexo K

Material: Dry-pressed ceramic tiles with low water absorption of Group Bla - EN14411  
Material: Dry-pressed ceramic tiles with low water absorption of Group Blb - EN14411  
Material: Dry-pressed ceramic tiles of Group BIII - Annex K - EN14411

### Sistema DAPHABITAT DAPHABITAT System www.daphabitat.pt

Certificação Revestimento Cerâmico Vidrado (Número de registo: DAP 018:2022)

Glazed Wall Tiles Certification (Registration Number: DAP 018:2022)

Certificação Pavimento Cerâmico (Número de registo: DAP 019:2022)

Ceramic Floor Tiles Certification (Registration Number: DAP 019:2022)

Com o objetivo de identificar e reduzir os impactos ambientais negativos procedentes das atividades produtivas da fileira do habitat, reconhece-se como bom princípio estudar o desempenho ambiental dos produtos e serviços utilizados nesta cadeia. As declarações ambientais Tipo III são baseadas em estudos de Avaliação de Ciclo de Vida (ACV), que objetivam identificar os potenciais impactos dos produtos/serviços. Assim, as Declarações Ambientais de Produtos (DAP) surgem como uma ferramenta de comunicação da informação ambiental de produtos/serviços assegurando a sua validade científica, por ser um documento verificado por terceira parte antes de publicado.

In order to identify and reduce the negative impacts coming from the production activities of the habitat value chain, it is important to study the products and services environmental performance in this value chain. The environmental declaration of type III are based on Life Cycle Assessment (LCA) studies, which aim to identify the potential environmental impacts of products/services. Therefore, the Environmental Product Declarations (EPD) appear as a communication tool of environmental information of products/services ensuring its scientific validity, once it is a document verified by a third part independent prior to publication.

### Greenguard Gold

Certificação de Revestimentos e Pavimentos

Wall and Floor Tiles Certification

Os produtos que usamos para construir e mobiliar ambientes interiores podem ter um impacto significativo sobre os níveis de poluição do ar interior. A CINCA obteve a Certificação Ouro GREENGUARD para os seus Pavimentos e Revestimentos Cerâmicos. A GREENGUARD comprova cientificamente, que os produtos que certifica cumprem alguns dos padrões mundiais mais rigorosos, relativamente a emissões químicas de terceiros – ajudando a reduzir a poluição do ar interior e o risco de exposição a substâncias químicas, enquanto auxilia a criação de ambientes internos mais saudáveis. A Certificação GREENGUARD é reconhecida e referenciada em inúmeros programas de construção, normas e especificações em todo o mundo. Os produtos com certificação GREENGUARD ou certificação Gold GREENGUARD podem contribuir para o cumprimento de alguns pontos em sistemas de classificação ambientais estabelecidos para edifícios (como o sistema LEED® gerido por USGBC®), satisfazer critérios de código ou portaria e atingir requisitos específicos de RFP qualidade do ar interior.

The products that we use to build and furnish our indoor environments can have a significant impact on indoor air pollution levels. CINCA have obtained the GREENGUARD Gold Certification for its Ceramic Floor and Wall Tiles. Products that have achieved GREENGUARD Certification are scientifically proven to meet some of the world's most rigorous, third-party chemical emissions standards – helping reduce indoor air pollution and the risk of chemical exposure while aiding in the creation of healthier indoor environments. The GREENGUARD Certification is recognized and referenced in numerous building programs, standards and specifications around the world. Products with GREENGUARD Certification or GREENGUARD Gold Certification can contribute to the achievement of points in established green building rating systems (as the LEED® system managed by USGBC®), satisfy code or ordinance criteria and meet indoor air quality specific RFP requirements.

### Certificate resources SAVED 2019

Declaração de material reciclado e de gases poupados.

Declaration of recycled materials and greenhouse gases saved.



AVISO

ESPECIFICAÇÕES TÉCNICAS VÁLIDAS PARA PRODUÇÕES A PARTIR DE  
1 DE JANEIRO DE 2023.



WARNING

TECHNICAL SPECIFICATIONS ARE VALID FOR PRODUCTIONS STARTING  
JANUARY 1st 2023.



AVERTISSEMENT

INFORMATIONS TECHNIQUES VALABLES POUR LES PRODUCTIONS  
À PARTIR DU 1er JANVIER 2023.



BITTE BEACHTEN

TECHNISCHE SPEZIFIKATIONEN GÜLTIG FÜR PRODUKTIONEN  
AB 1 JANUAR 2023.





**CINCA S.A.**

Rua Principal, 39  
4505-374 Fiães, Portugal  
Tel.: 227 476 400  
Chamada para a rede fixa nacional.  
Email: [cinca@cinca.pt](mailto:cinca@cinca.pt)

**CINCA International**

Tel.: +351 227 476 462  
Chamada para a rede fixa nacional.  
Email: [internacional@cinca.pt](mailto:internacional@cinca.pt)

**CINCA Portugal**

Email: [portugal@cinca.pt](mailto:portugal@cinca.pt)

**Showroom Lisboa**

Rua Abranches Ferrão, 3B  
P - 1600 - 296 Lisboa Portugal  
Tel.: 217 210 620  
Chamada para a rede fixa nacional.

[www.cinca.pt](http://www.cinca.pt)

[in](#) [@](#) [P](#) [▶](#) [cinca\\_ceramics](#)

